




## SWIFT IN FIGURES

April 2017 YTD



**Key Highlights**  
April 2017 YTD

**SWIFTNet FIN**

**2,240,819,904**

Total FIN Messages (April 2017 YTD)

**30,392,943**

FIN Messages Peak Day on 30th June 2016

**27,377,152**

Average FIN Messages (April 2017 YTD)

**28,376,396**

Average FIN Messages (April 2017)

**7.5%**

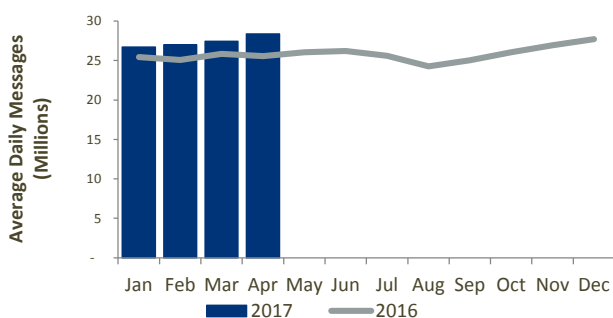
FIN Growth (April 2017 YTD)

**SWIFTNET FIN Customer Base**

Live countries	> 200
Live members	2,411
Live sub-members	3,354
Live participants	5,557
<b>Total live users</b>	<b>11,322</b>

**April 2017**

**SWIFTNet FIN Traffic by Month**



**SWIFTNet InterAct**

**655,841,961**

Total InterAct Messages (April 2017 YTD)

**8,012,730**

Average InterAct Messages (April 2017 YTD)

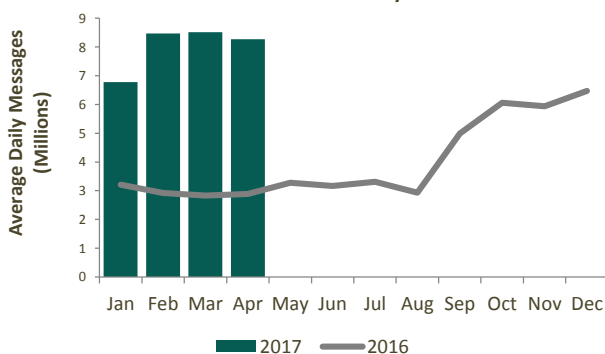
**8,270,882**

Average InterAct Messages (April 2017)

**125.7%**

InterAct Growth (April 2017 YTD)

**SWIFTNet InterAct Traffic by Month**



**SWIFTNet FileAct**

**1,662,152,021**

Total FileAct KChar (April 2017 YTD)

**20,307,294**

Average FileAct KChar (April 2017 YTD)

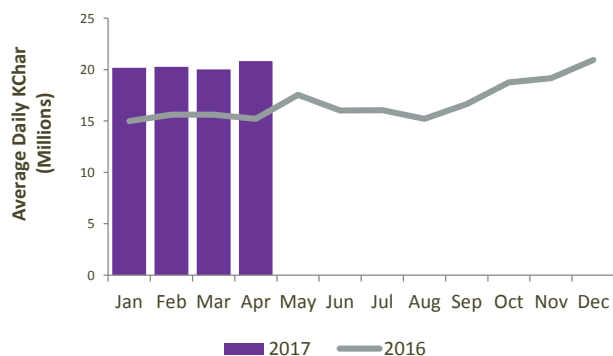
**20,825,007**

Average FileAct KChar (April 2017)

**32.1%**

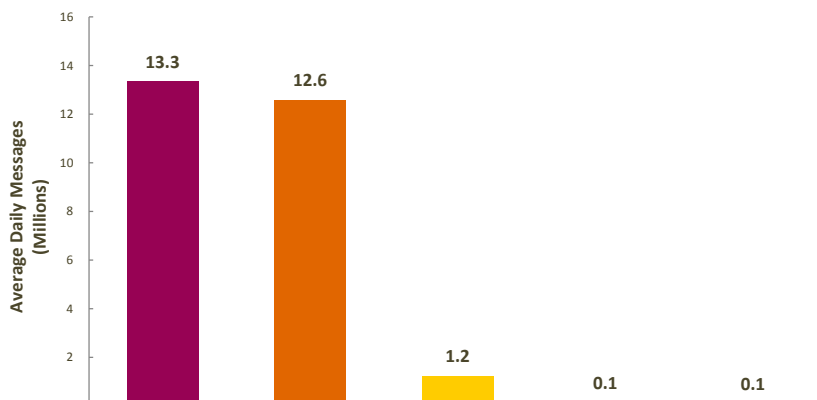
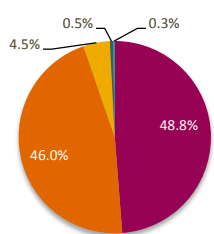
FileAct Growth (April 2017 YTD)

**SWIFTNet FileAct Traffic by Month**



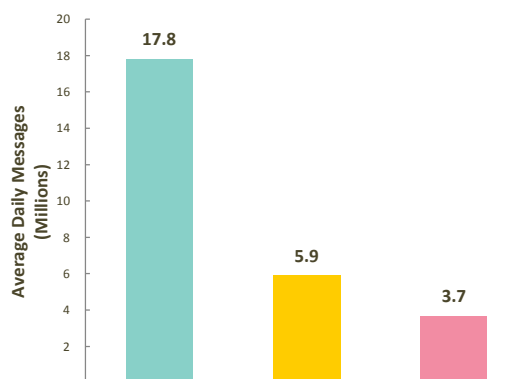
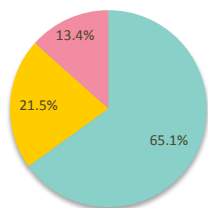
**SWIFTNet FIN**

**Distribution by Market**



	Payment	Securities	Treasury	Trade	System	Grand Total
Total Messages	1,092,585,470	1,029,863,457	99,890,549	12,051,563	6,428,865	2,240,819,904
YTD Average Daily Messages	13,348,631	12,582,327	1,220,410	147,240	78,544	27,377,152
Weight	48.8%	46.0%	4.5%	0.5%	0.3%	100.0%
YTD Growth (*)	11.3%	4.7%	-3.1%	-0.4%	32.4%	7.5%
Contribution to Growth (*)	71.1%	30.0%	-2.1%	0.0%	1.0%	100.0%

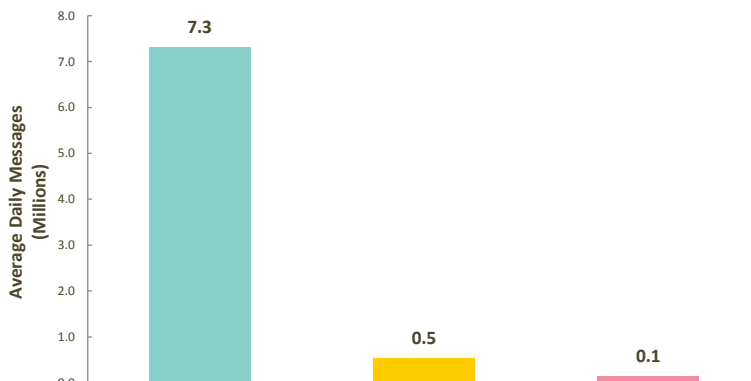
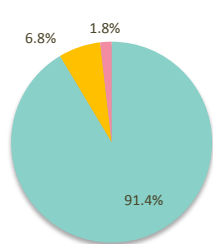
**Distribution by Region**



	Europe, Middle	Americas	Asia Pacific	Grand Total
Total Messages	1,457,846,538	482,757,648	300,215,718	2,240,819,904
YTD Average Daily Messages	17,811,198	5,898,078	3,667,877	27,377,152
Weight	65.1%	21.5%	13.4%	100.0%
YTD Growth (*)	7.1%	10.9%	4.2%	7.5%
Contribution to Growth (*)	61.8%	30.4%	7.8%	100.0%

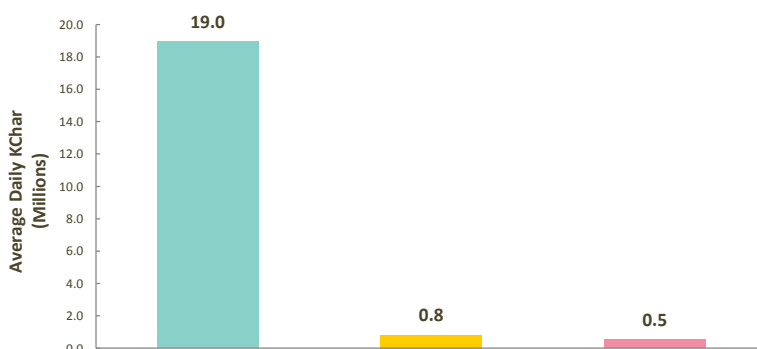
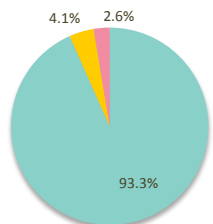
(\*) Growth adjusted to business days (81.85 in 2017 vs 82.45 in 2016)

### SWIFTNet InterAct



	Europe, Middle East & Africa	Americas	Asia Pacific	Grand Total
Total Messages	599,493,629	44,366,348	11,981,984	655,841,961
YTD Average Daily Messages	7,324,296	542,045	146,390	8,012,730
Weight	91.4%	6.8%	1.8%	100.0%
YTD Growth (*)	153.3%	7.9%	-5.9%	125.7%
Contribution to Growth (*)	99.3%	0.9%	-0.2%	100.0%

### SWIFTNet FileAct



	Europe, Middle East & Africa	Americas	Asia Pacific	Grand Total
Total Kchar	1,551,538,107	67,364,986	43,248,928	1,662,152,021
YTD Average Daily KChar	18,955,872	823,030	528,393	20,307,294
Weight	93.3%	4.1%	2.6%	100.0%
YTD Growth (*)	28.6%	82.9%	198.5%	32.1%
Contribution to Growth (*)	85.3%	7.6%	7.1%	100.0%

(\*) Growth adjusted to business days (81.85 in 2017 vs 82.45 in 2016)

