



MyStandards

Logging in and Joining a Group

MyStandards Website

Go To

www.swift.com/mystandards

MyStandards
Standards made simple

[Login to MyStandards](#)

About MyStandards | Products & Services | Community | Download center | Contacts & Events

The MyStandards community is coming together

Big success for the first MyStandards User Group event. 25 people representing 15 leading financial organisations spent two days shaping the future of the community.

Latest news

Standards MT Release 2014 fully available on MyStandards!
10 January 2014
We are very pleased to announce that the Standards MT release 2014 message definitions are fully available!
[Full story »](#)

Monte Titoli chooses SWIFT to support its standardisation efforts
24 December 2013
[Full story »](#)

[More news](#)

- [Get your free individual access now](#)
- [Contact us](#)
- [Order now](#)

If you have a swift.com account, use your swift.com credentials to log in immediately.

Account Creation

MyStandards

Download center

Contacts & Events

Get your free individual access now

Contact us

Order now

More news

If you do not have swift.com credentials yet, create an account within 5min!
(you don't need a BIC, just a valid email)

MyStandards
Standards made simple.

Register on MyStandards

First name

Last name

email

Password ✓

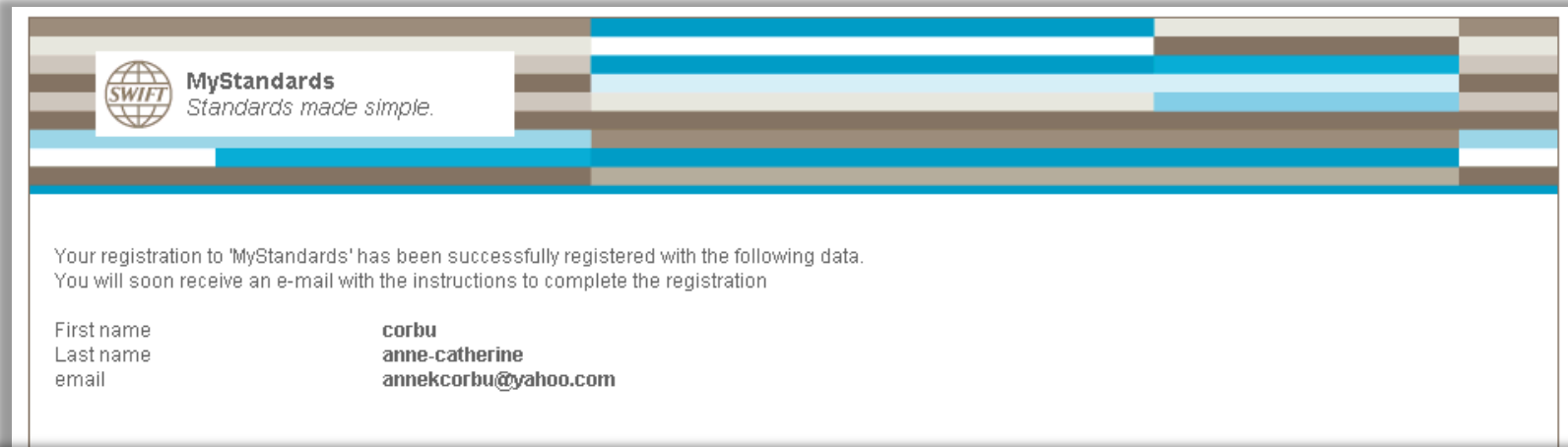
Confirm password

Challenge **V85BLPHCF**

Type the Challenge

Register

Account Creation



From: registration.request@swift.com

Date: 27 mars 2012 11:44:47 HAEC

To: annekcorbu@yahoo.com

Subject: MyStandards registration

Dear Madam, Dear Sir,

Thank you for your registration request to MyStandards on swift.com, which you submitted on 2012-03-27.

You must confirm your registration request on swift.com. To go to the confirmation screen on swift.com you must click on the following URL:

<https://www2.swift.com/myprofile/public/confirmSelfRegistrationMYSTANDARDSRedirect.faces?id=1638641e107601000000256E000003>

This is an automatically generated e-mail. Please do not reply to this e-mail address. Thank you for your co-operation

Account Creation

The screenshot shows the top of the SWIFT.COM website. The SWIFT logo is on the left, followed by the text "The global provider of secure financial messaging services". A search bar with the placeholder "Search swift.com..." and a "Search" button is on the right. Below this is a navigation menu with links: "About SWIFT", "Products & services", "Ordering", "Support", "Training", "Events", and "Contact us". The main content area starts with "Home" and a large heading "SWIFT.COM User registration request". Below the heading is a dark grey bar with the text "SWIFT.COM User registration request". Underneath, it says "Click on 'submit' to create your swift.com account and access to MyStandards." At the bottom of this section are two buttons: "Cancel" on the left and "Submit" on the right. The "Submit" button is circled in red.

This screenshot is identical to the one above, showing the same website layout. However, the text below the heading "SWIFT.COM User registration request" now reads "You can now access [MyStandards](#)." The "MyStandards" link is circled in red.

Account Creation

The global provider of secure financial messaging services

Search swift.com... Search

About SWIFT Products & services Ordering Support Training Events Contact us

Home

MyStandards login

e-mail:

Password:

[Login](#)

▶ Create new account
▶ Forgot your password?

Login-seal

▶ Setup a Login-seal to protect yourself against phishing attacks

Seal expires on: n/a

▶ swift.com security guidelines

[Privacy statement](#) | [Terms of use](#) | [Contacts](#) | [Feedback](#) | [Sitemap](#)

Account Creation

The global provider of secure financial messaging services

Search swift.com... Search

About SWIFT Products & services Ordering Support Training Events Contact us

Home [c. anne-catherine](#) | [Logout](#)

Setup password reset Q&A

You are currently logged on as [annekcorbu@yahoo.com](#) for no BIC
Please setup a question and answer pair to protect your lost password reset function. Setting up this Q&A will make it more difficult for a hacker, who has obtained access to your mail account, to confirm the password reset email ping of the 'lost password' function on SWIFT.COM. Once setup, this Q&A will be used on the email ping confirmation window.

Change password reset Q&A attributes

Password reset question ▶

Password reset answer ▶

Remind me later Don't ask again Save

The global provider of secure financial messaging services

Search swift.com... Search

About SWIFT Products & services Ordering Support Training Events Contact us

Home [c. anne-catherine](#) | [Logout](#)

Setup password reset Q&A

You are currently logged on as [annekcorbu@yahoo.com](#) for no BIC
Please setup a question and answer pair to protect your lost password reset function. Setting up this Q&A will make it more difficult for a hacker, who has obtained access to your mail account, to confirm the password reset email ping of the 'lost password' function on SWIFT.COM. Once setup, this Q&A will be used on the email ping confirmation window.

Change password reset Q&A attributes

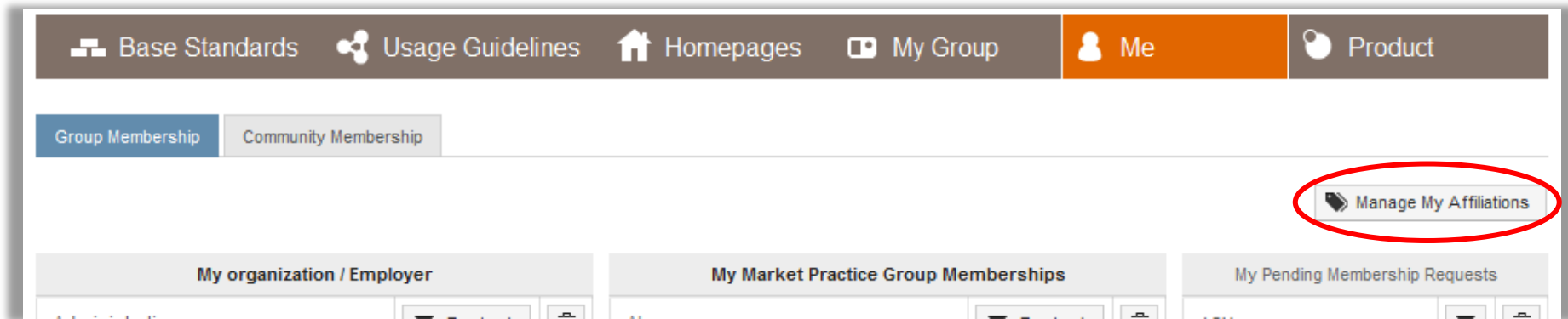
Your password reset Q&A preferences have been saved in your profile. Please click the "Continue" button to proceed to the application you tried to access before being prompted to login and set your Q&A.

Continue

Requesting access to a group

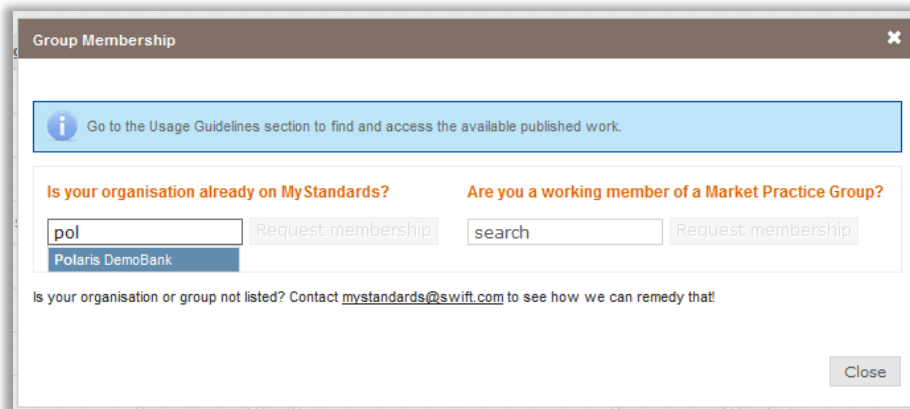
A *Group* is a private workspace for trusted members, typically employees of an organisation.

In the *Me* section, select the *Manage My Affiliations* button.



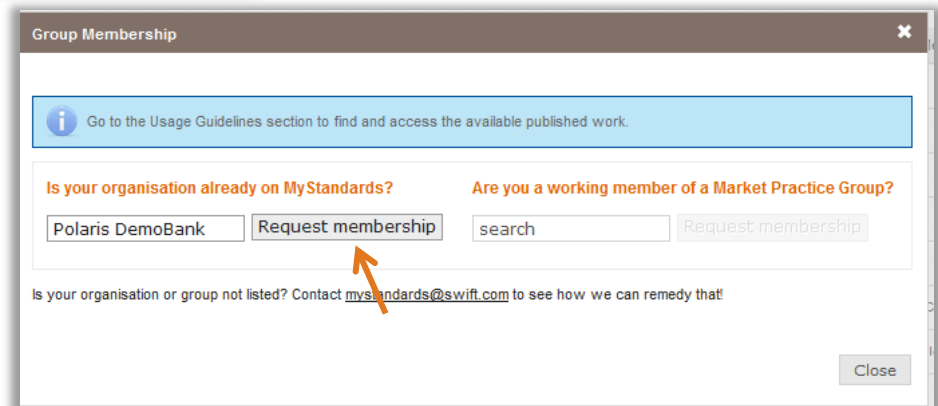
Requesting access to a group

Depending on the group you want to be a member of (your organisation or a Market Practice Group), start entering its name, select it and click *Request membership*.



The screenshot shows a 'Group Membership' dialog box with a search bar containing 'pol'. A dropdown menu below the search bar shows 'Polaris DemoBank' as a suggestion. The 'Request membership' button is highlighted. The dialog also contains an information banner, two questions, and a 'Close' button.

Note : Polaris DemoBank is a fictitious group name used for the purpose of this document.

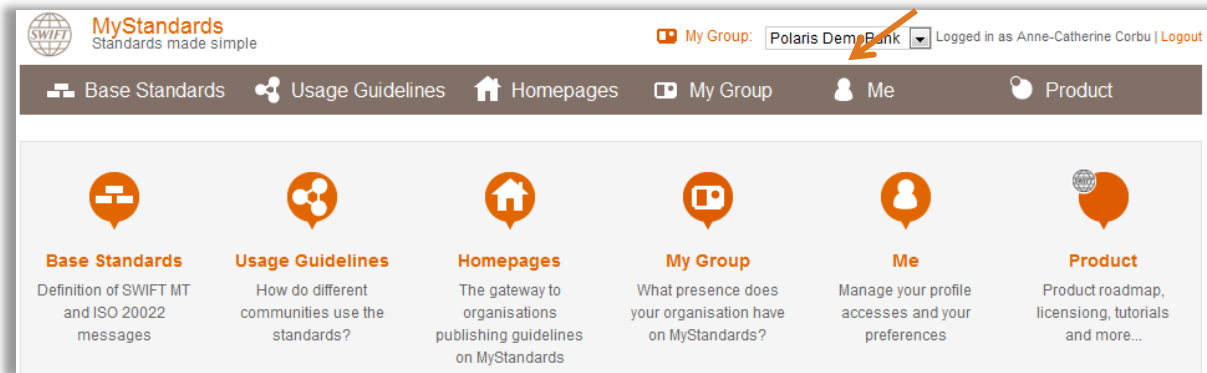


The screenshot shows the same 'Group Membership' dialog box, but now the search bar contains 'Polaris DemoBank' and the 'Request membership' button is highlighted. An orange arrow points to the 'Request membership' button. The dialog also contains an information banner, two questions, and a 'Close' button.

Once membership has been requested, the group's administrators will review it and grant access if approved.

Requesting access to a group

Once the user is accepted into the group, it will be shown in the dropdown list.



The group's private workspace can be discovered in the *My Group* section.

