




SWIFT IN FIGURES

February 2017 YTD



Key Highlights
February 2017 YTD

SWIFTNet FIN

1,077,296,363

Total FIN Messages (February 2017 YTD)

30,392,943

FIN Messages Peak Day on 30th June 2016

26,865,246

Average FIN Messages (February 2017 YTD)

27,026,505

Average FIN Messages (February 2017)

6.4%

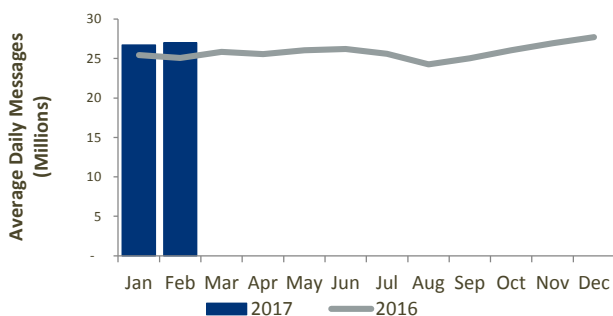
FIN Growth (February 2017 YTD)

SWIFTNET FIN Customer Base

February 2017

Live countries	> 200
Live members	2,420
Live sub-members	3,363
Live participants	5,520
Total live users	11,303

SWIFTNet FIN Traffic by Month



SWIFTNet InterAct

304,978,735

Total InterAct Messages (February 2017 YTD)

7,605,455

Average InterAct Messages (February 2017 YTD)

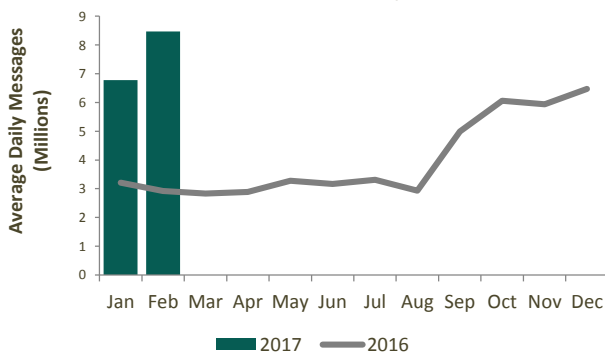
8,465,420

Average InterAct Messages (February 2017)

112.8%

InterAct Growth (February 2017 YTD)

SWIFTNet InterAct Traffic by Month



SWIFTNet FileAct

811,011,306

Total FileAct KChar (February 2017 YTD)

20,224,721

Average FileAct KChar (February 2017 YTD)

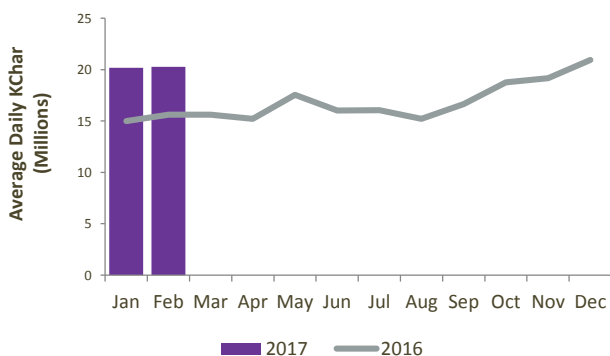
20,270,974

Average FileAct KChar (February 2017)

32.1%

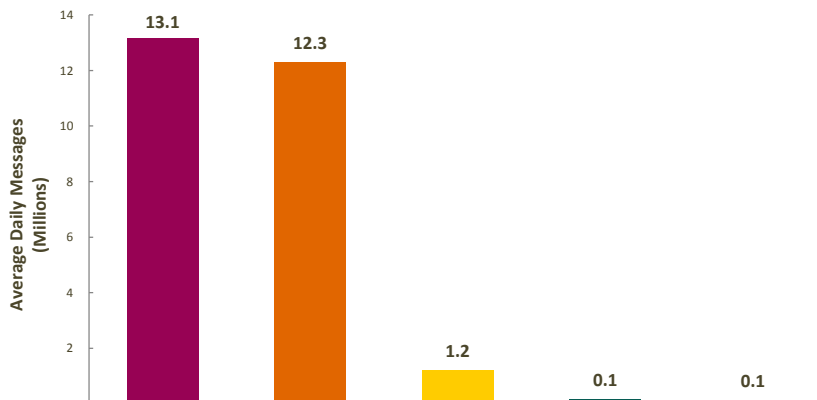
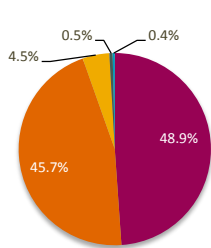
FileAct Growth (February 2017 YTD)

SWIFTNet FileAct Traffic by Month



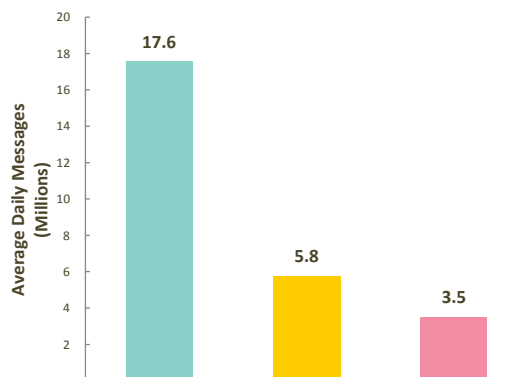
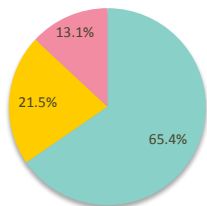
SWIFTNet FIN

Distribution by Market



	Payment	Securities	Treasury	Trade	System	Grand Total
Total Messages	526,728,853	492,173,694	48,620,370	5,863,945	3,909,501	1,077,296,363
YTD Average Daily Messages	13,135,383	12,273,658	1,212,478	146,233	97,494	26,865,246
Weight	48.9%	45.7%	4.5%	0.5%	0.4%	100.0%
YTD Growth (*)	10.6%	3.4%	-5.9%	-1.2%	59.2%	6.4%
Contribution to Growth (*)	77.7%	24.9%	-4.7%	-0.1%	2.2%	100.0%

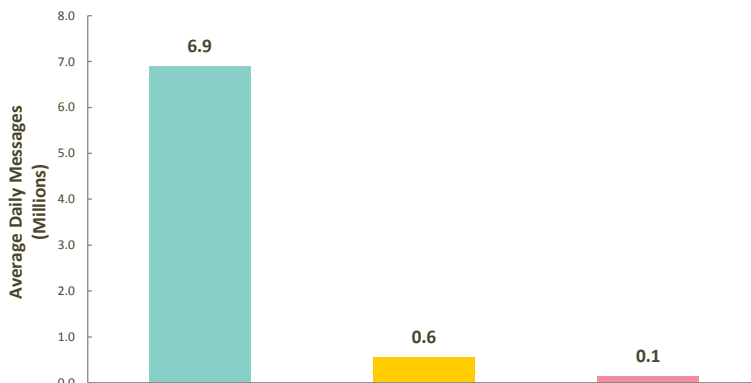
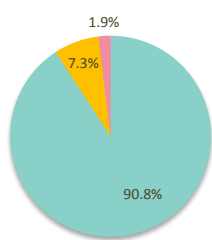
Distribution by Region



	Europe, Middle	Americas	Asia Pacific	Grand Total
Total Messages	704,608,796	232,005,151	140,682,416	1,077,296,363
YTD Average Daily Messages	17,571,292	5,785,665	3,508,290	26,865,246
Weight	65.4%	21.5%	13.1%	100.0%
YTD Growth (*)	6.2%	10.1%	1.8%	6.4%
Contribution to Growth (*)	63.3%	32.8%	3.9%	100.0%

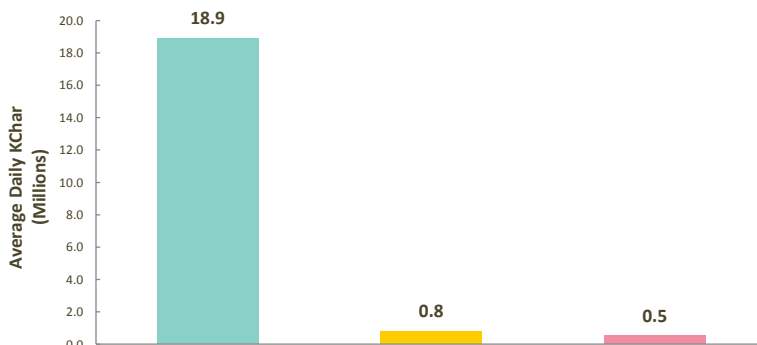
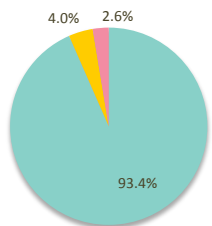
(*) Growth adjusted to business days (40.1 in 2017 vs 39.75 in 2016)

SWIFTNet InterAct



	Europe, Middle East & Africa	Americas	Asia Pacific	Grand Total
Total Messages	276,824,422	22,321,735	5,832,578	304,978,735
YTD Average Daily Messages	6,903,352	556,652	145,451	7,605,455
Weight	90.8%	7.3%	1.9%	100.0%
YTD Growth (*)	140.2%	3.0%	-9.0%	112.8%
Contribution to Growth (*)	100.0%	0.4%	-0.4%	100.0%

SWIFTNet FileAct



	Europe, Middle East & Africa	Americas	Asia Pacific	Grand Total
Total Kchar	757,688,108	32,160,841	21,162,357	811,011,306
YTD Average Daily KChar	18,894,965	802,016	527,740	20,224,721
Weight	93.4%	4.0%	2.6%	100.0%
YTD Growth (*)	28.6%	83.7%	185.4%	32.1%
Contribution to Growth (*)	85.6%	7.4%	7.0%	100.0%

(*) Growth adjusted to business days (40.1 in 2017 vs 39.75 in 2016)

