




SWIFT IN FIGURES

January 2017



Key Highlights
January 2017 YTD

SWIFTNet FIN

544,874,221

Total FIN Messages (January 2017 YTD)

30,392,943

FIN Messages Peak Day on 30th June 2016

26,709,521

Average FIN Messages (January 2017 YTD)

26,709,521

Average FIN Messages (January 2017)

5.0%

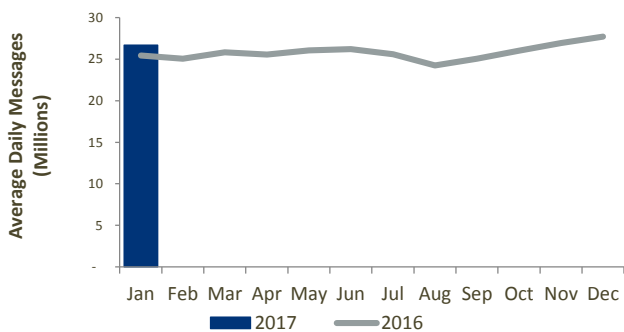
FIN Growth (January 2017 YTD)

SWIFTNET FIN Customer Base

January 2017

Live countries	> 200
Live members	2,421
Live sub-members	3,363
Live participants	5,512
Total live users	11,296

SWIFTNet FIN Traffic by Month



SWIFTNet InterAct

138,209,967

Total InterAct Messages (January 2017 YTD)

6,774,998

Average InterAct Messages (January 2017 YTD)

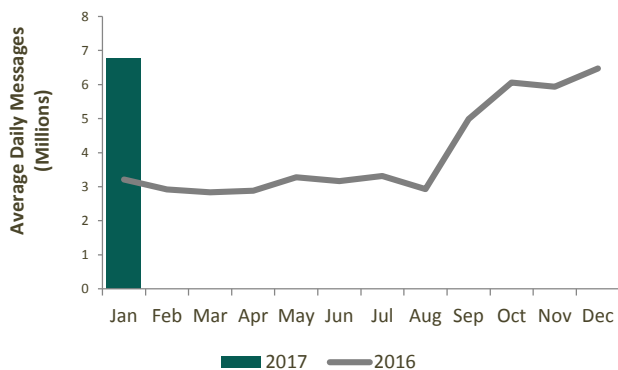
6,774,998

Average InterAct Messages (January 2017)

83.4%

InterAct Growth (January 2017 YTD)

SWIFTNet InterAct Traffic by Month



SWIFTNet FileAct

411,673,122

Total FileAct KChar (January 2017 YTD)

20,180,055

Average FileAct KChar (January 2017 YTD)

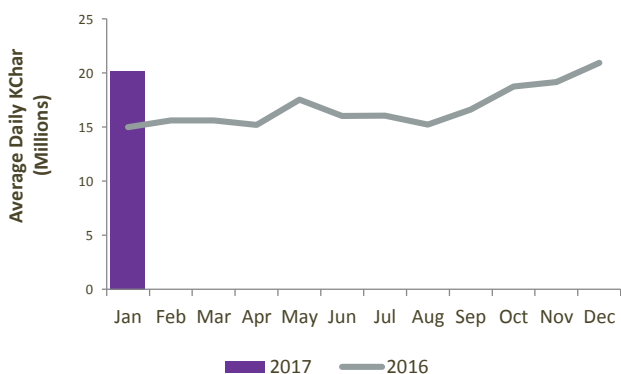
20,180,055

Average FileAct KChar (January 2017)

34.5%

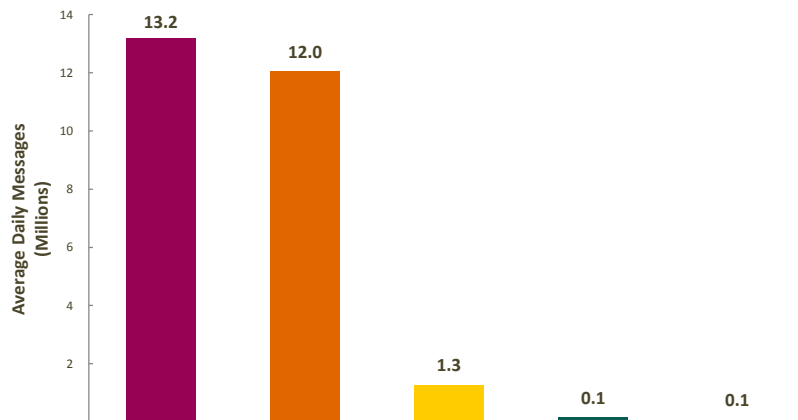
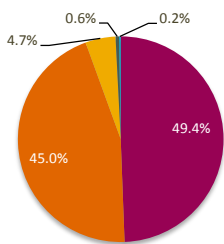
FileAct Growth (January 2017 YTD)

SWIFTNet FileAct Traffic by Month



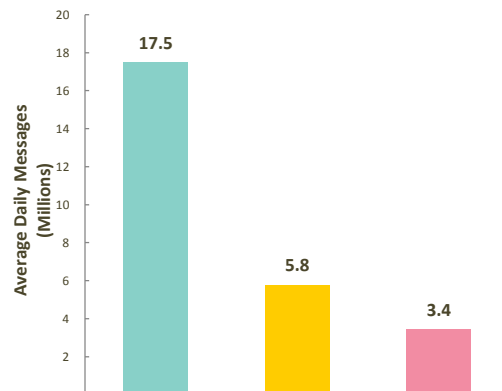
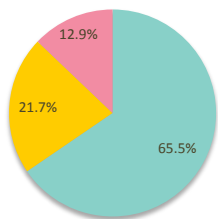
SWIFTNet FIN

Distribution by Market



	Payment	Securities	Treasury	Trade	System	Grand Total
Total Messages	269,167,075	245,463,094	25,862,278	3,058,621	1,323,153	544,874,221
YTD Average Daily Messages	13,194,464	12,032,505	1,267,759	149,932	64,860	26,709,521
Weight	49.4%	45.0%	4.7%	0.6%	0.2%	100.0%
YTD Growth (*)	9.3%	1.6%	-2.3%	-2.8%	2.1%	5.0%
Contribution to Growth (*)	87.7%	14.9%	-2.3%	-0.3%	0.1%	100.0%

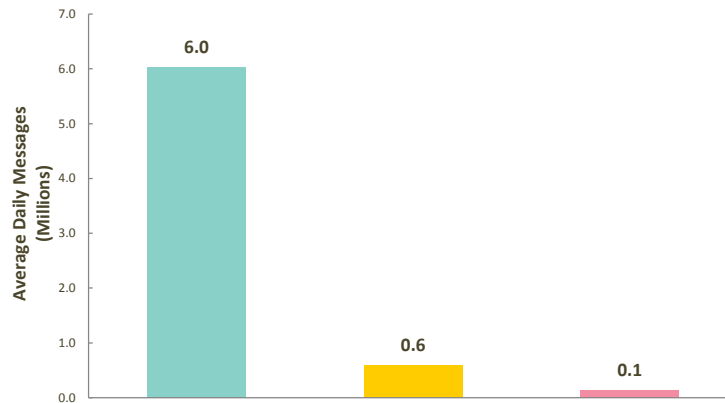
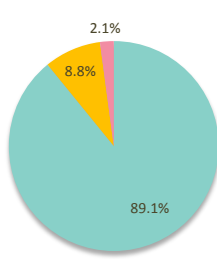
Distribution by Region



	Europe, Middle	Americas	Asia Pacific	Grand Total
Total Messages	356,693,227	117,996,722	70,184,272	544,874,221
YTD Average Daily Messages	17,484,962	5,784,153	3,440,405	26,709,521
Weight	65.5%	21.7%	12.9%	100.0%
YTD Growth (*)	6.3%	7.1%	-3.9%	5.0%
Contribution to Growth (*)	80.9%	29.9%	-10.9%	100.0%

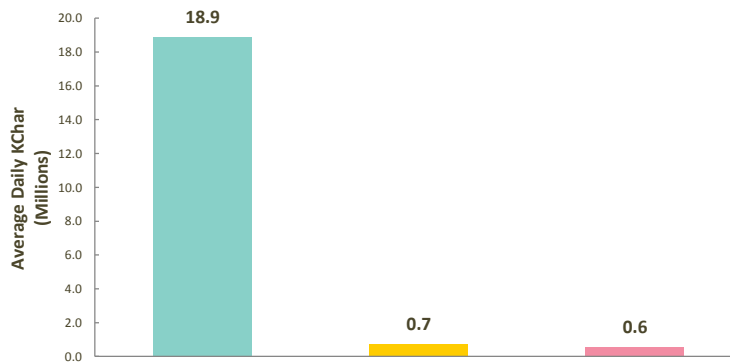
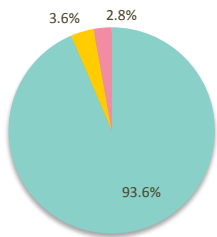
(*) Growth adjusted to business days (20.4 in 2017 vs 19.4 in 2016)

SWIFTNet InterAct



	Europe, Middle East & Africa	Americas	Asia Pacific	Grand Total
Total Messages	123,186,634	12,102,918	2,920,415	138,209,967
YTD Average Daily Messages	6,038,560	593,280	143,158	6,774,998
Weight	89.1%	8.8%	2.1%	100.0%
YTD Growth (*)	104.0%	3.5%	-10.7%	83.4%
Contribution to Growth (*)	99.9%	0.7%	-0.6%	100.0%

SWIFTNet FileAct



	Europe, Middle East & Africa	Americas	Asia Pacific	Grand Total
Total Kchar	385,136,498	14,916,694	11,619,931	411,673,122
YTD Average Daily KChar	18,879,240	731,210	569,604	20,180,055
Weight	93.6%	3.6%	2.8%	100.0%
YTD Growth (*)	31.4%	61.8%	200.4%	34.5%
Contribution to Growth (*)	87.3%	5.4%	7.3%	100.0%

(*) Growth adjusted to business days (20.4 in 2017 vs 19.4 in 2016)

