




## SWIFT IN FIGURES

December 2016 YTD



## Key Highlights

### December 2016 YTD

#### SWIFTNet FIN

**6,525,799,505**

Total FIN Messages (December 2016 YTD)

**30,392,943**

FIN Messages Peak Day on 30th June 2016

**25,808,976**

Average FIN Messages (December 2016 YTD)

**27,725,803**

Average FIN Messages (December 2016)

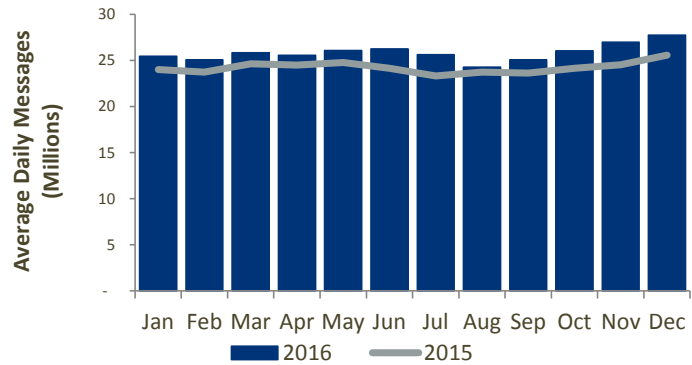
**6.5%**

FIN Growth (December 2016 YTD)

#### SWIFTNET FIN Customer Base

	December 2016
Live countries	> 200
Live members	2,422
Live sub-members	3,367
Live participants	5,510
<b>Total live users</b>	<b>11,299</b>

SWIFTNet FIN Traffic by Month



#### SWIFTNet InterAct

**3,996,073**

Average InterAct Messages (December 2016 YTD)

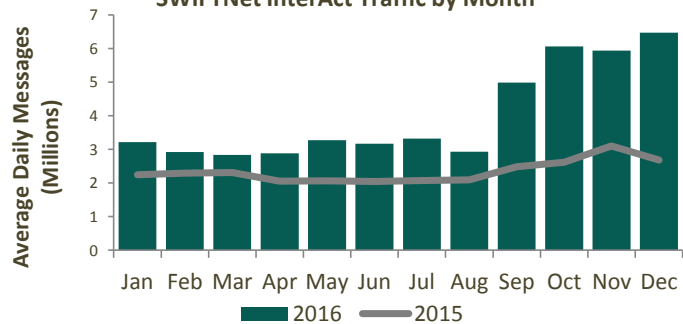
**6,470,214**

Average InterAct Messages (December 2016)

**70.8%**

InterAct Growth (December 2016 YTD)

SWIFTNet InterAct Traffic by Month



#### SWIFTNet FileAct

**16,811,623**

Average FileAct KChar (December 2016 YTD)

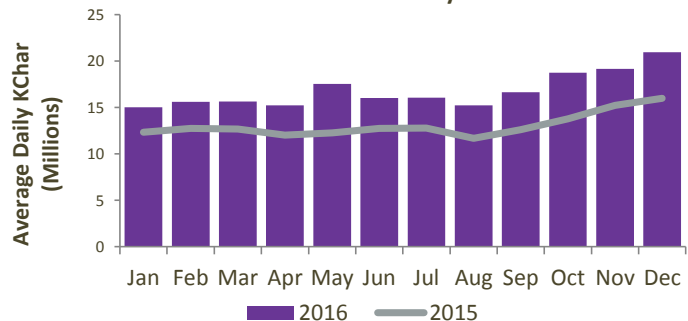
**20,954,978**

Average FileAct KChar (December 2016)

**28.6%**

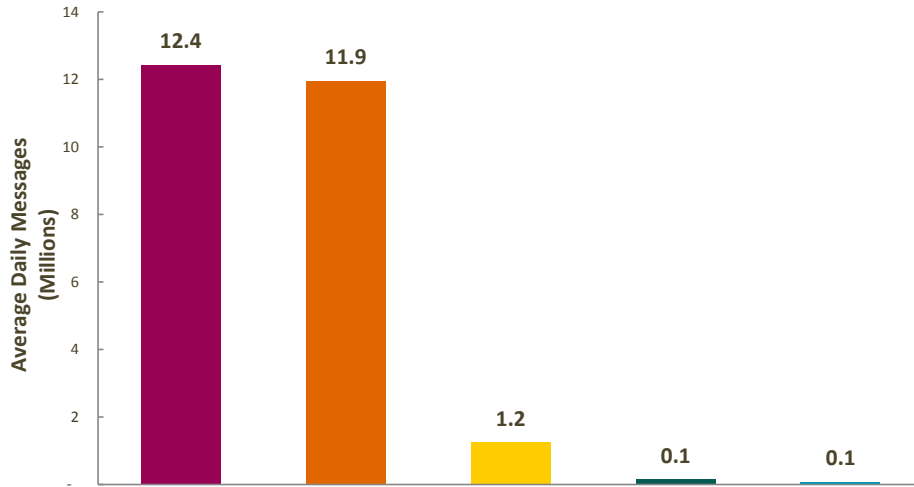
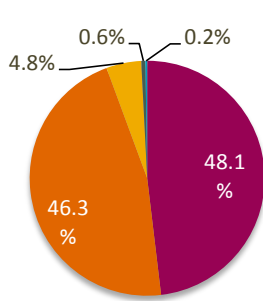
FileAct Growth (December 2016 YTD)

SWIFTNet FileAct Traffic by Month



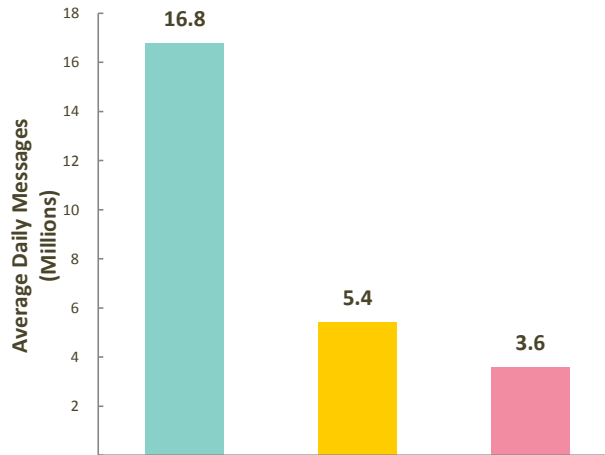
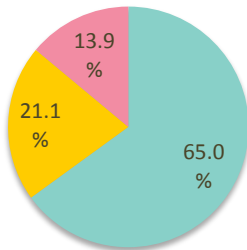
**SWIFTNet FIN**

**Distribution by Market**



	Payment	Securities	Treasury	Trade	System
YTD Average Daily Messages	12,415,845	11,940,456	1,243,034	146,036	63,605
Weight	48.1%	46.3%	4.8%	0.6%	0.2%
YTD Growth (*)	6.8%	6.4%	6.9%	-6.1%	7.7%
Contribution to Growth (*)	50.0%	45.3%	5.0%	-0.6%	0.3%

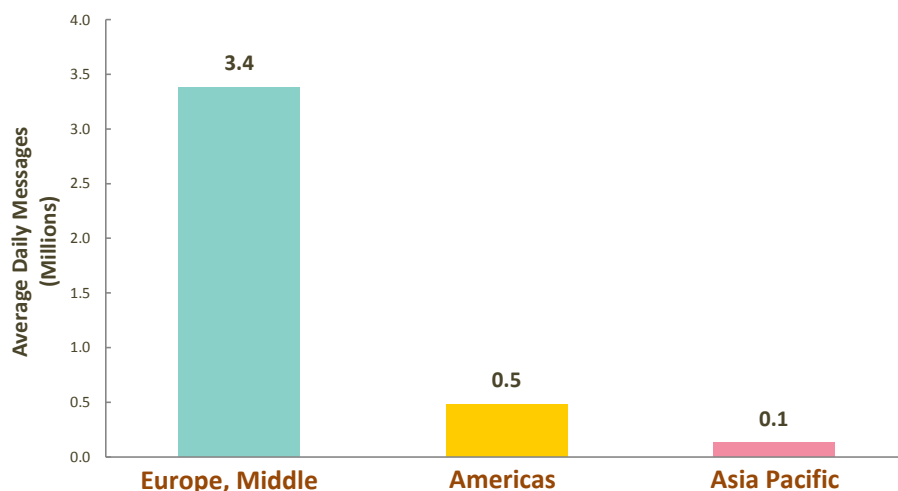
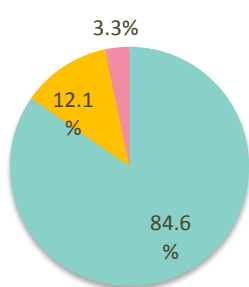
**Distribution by Region**



	Europe, Middle East & Africa	Americas	Asia Pacific
YTD Average Daily Messages	16,774,177	5,435,282	3,599,516
Weight	65.0%	21.1%	13.9%
YTD Growth (*)	5.5%	7.7%	9.8%
Contribution to Growth (*)	55.2%	24.5%	20.3%

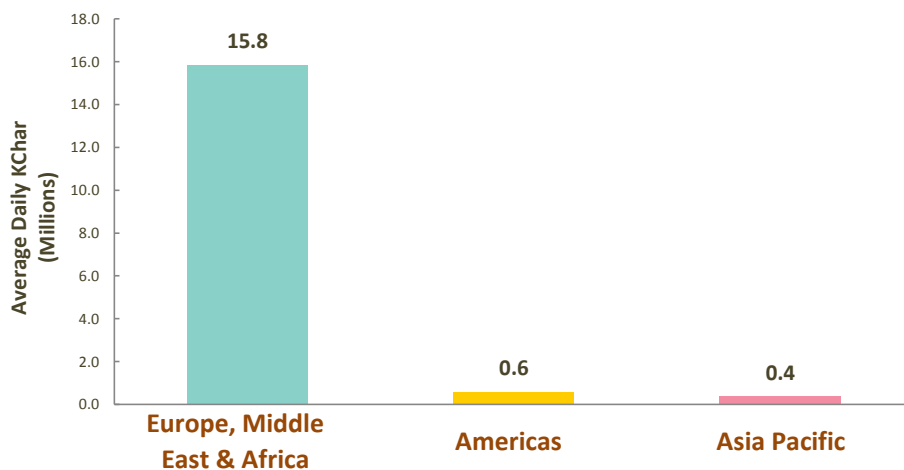
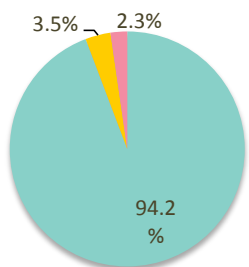
(\*) Growth adjusted to business days (252.85 in 2016 vs 252.1 in 2015)

### SWIFTNet InterAct



	Europe, Middle East & Africa	Americas	Asia Pacific
YTD Average Daily Messages	3,382,389	483,090	130,594
Weight	84.6%	12.1%	3.3%
YTD Growth (*)	82.4%	28.9%	17.4%
Contribution to Growth (*)	92.3%	6.5%	1.2%

### SWIFTNet FileAct



	Europe, Middle East & Africa	Americas	Asia Pacific
YTD Average Daily KChar	15,843,354	583,923	384,345
Weight	94.2%	3.5%	2.3%
YTD Growth (*)	26.7%	47.3%	125.1%
Contribution to Growth (*)	89.3%	5.0%	5.7%

(\*) Growth adjusted to business days (252.85 in 2016 vs 252.1 in 2015)

