




SWIFT IN FIGURES

September 2022 YTD



Key Highlights
September 2022 YTD

SWIFTNet FIN

8,455,125,602

Total FIN Messages (September 2022 YTD)

50,278,122

FIN Messages Peak Day on 30 November 2021

44,771,647

Average FIN Messages (September 2022 YTD)

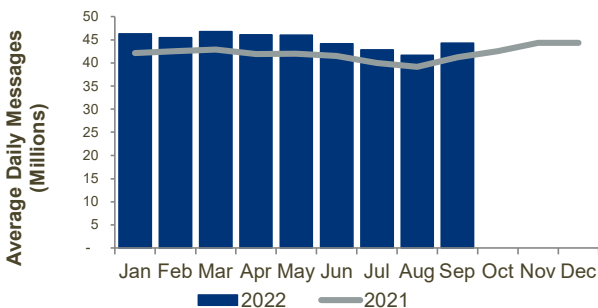
44,258,570

Average FIN Messages (September 2022)

8.0%

FIN Growth (September 2022 YTD)

SWIFTNet FIN Traffic by Month



SWIFTNET FIN Customer Base September 2022

Live countries	> 200
Live members	2,373
Live sub-members	3,016
Live participants	6,302
Total live users	11,691

SWIFTNet InterAct

1,133,789,614

Total InterAct Messages (September 2022 YTD)

6,003,652

Average InterAct Messages (September 2022 YTD)

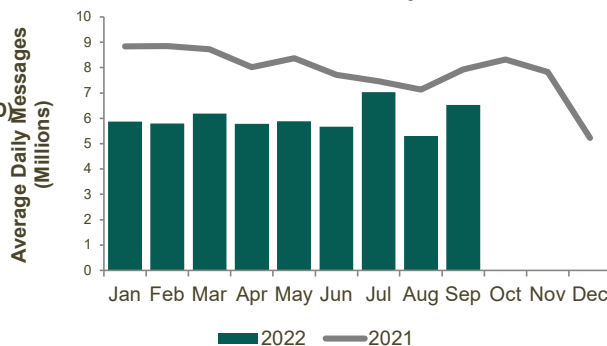
6,528,376

Average InterAct Messages (September 2022)

-25.8%

InterAct Growth (September 2022 YTD)

SWIFTNet InterAct Traffic by Month



SWIFTNet FileAct

7,288,298,854

Total FileAct Kchar (September 2022 YTD)

38,593,057

Average FileAct KChar (September 2022 YTD)

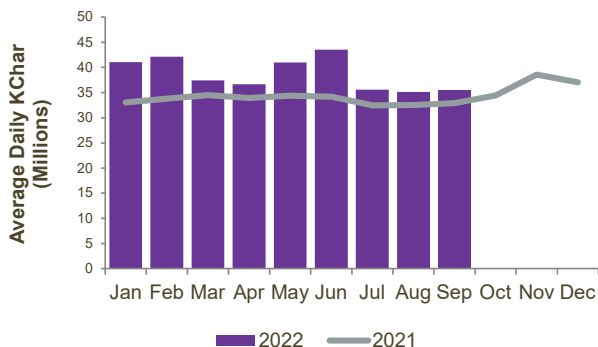
35,539,020

Average FileAct KChar (September 2022)

15.1%

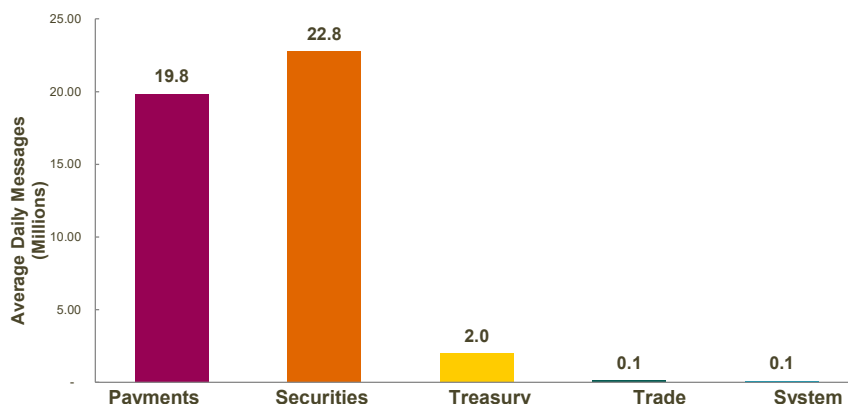
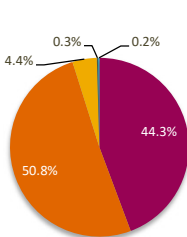
FileAct Growth (September 2022 YTD)

SWIFTNet FileAct Traffic by Month



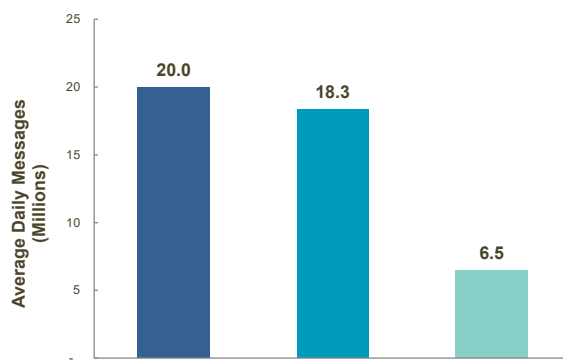
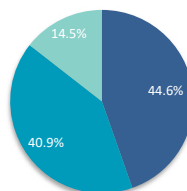
SWIFTNet FIN

Distribution by Market



	Payments	Securities	Treasury	Trade	System	Grand Total
Total Messages	3,745,127,440	4,296,373,511	372,620,790	24,731,478	16,272,383	8,455,125,602
YTD Average Daily Messages	19,831,228	22,750,191	1,973,105	130,958	86,166	44,771,647
Weight	44.3%	50.8%	4.4%	0.3%	0.2%	100.0%
YTD Growth (*)	5.8%	10.2%	5.3%	8.6%	8.1%	8.0%
Contribution to Growth (*)	33.0%	63.4%	3.0%	0.3%	0.2%	100.0%

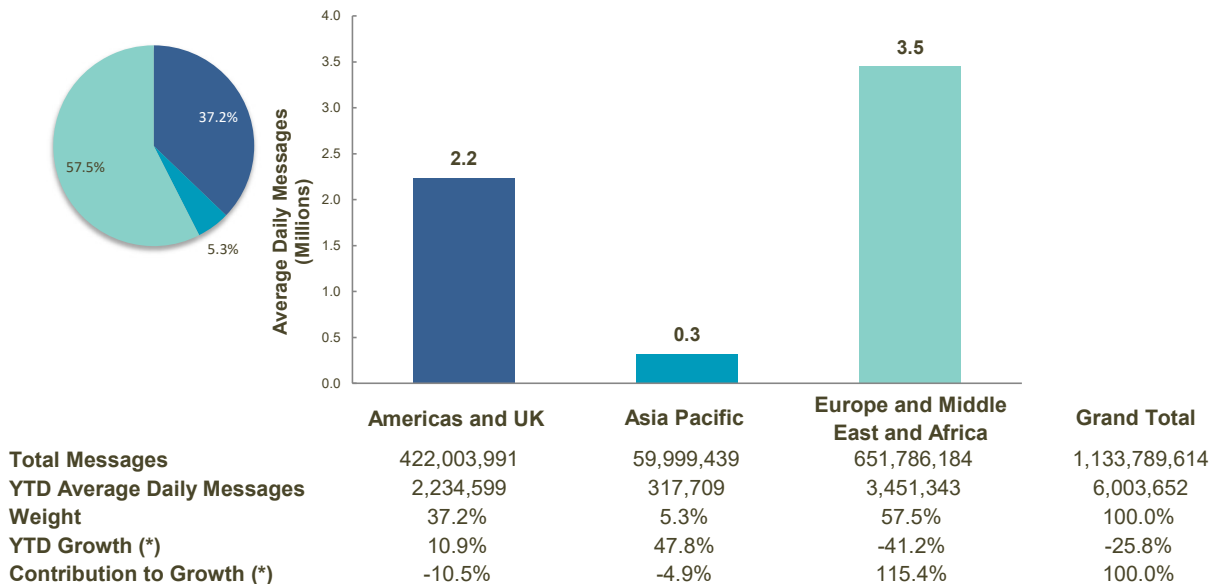
Distribution by Region



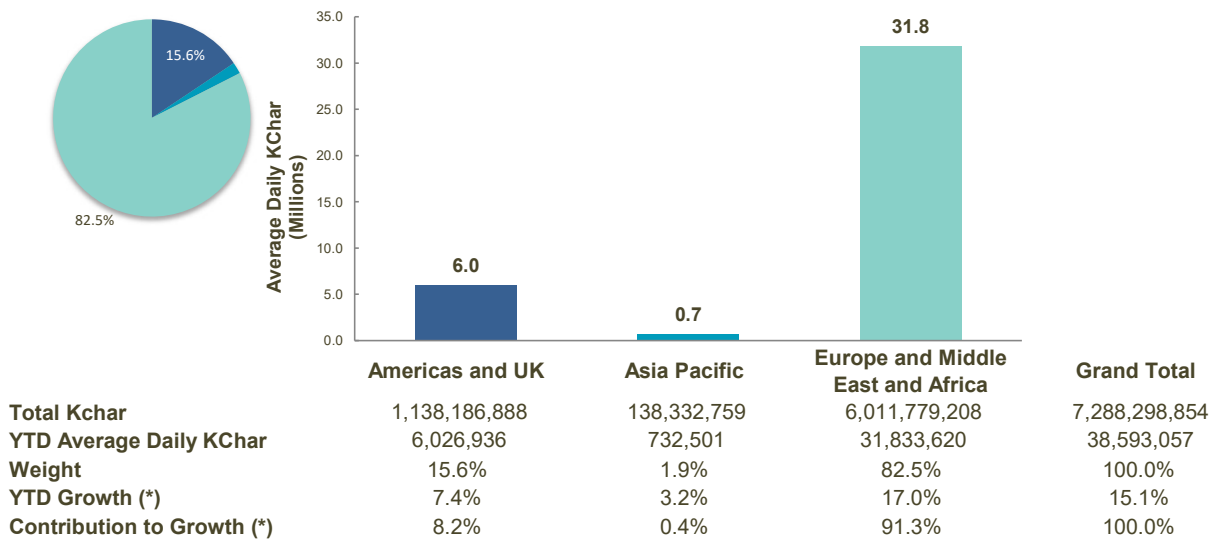
	Europe, Middle East & Africa	Americas and UK	Asia Pacific	Grand Total
Total Messages	3,770,723,555	3,462,071,456	1,222,330,591	8,455,125,602
YTD Average Daily Messages	19,966,765	18,332,388	6,472,495	44,771,647
Weight	44.6%	40.9%	14.5%	100.0%
YTD Growth (*)	10.3%	5.1%	9.5%	8.0%
Contribution to Growth (*)	56.1%	27.0%	16.9%	100.0%

(*) Growth adjusted to business days (188.85 in 2022 vs 188.9 in 2021)

SWIFTNet InterAct



SWIFTNet FileAct



(*) Growth adjusted to business days (188.85 in 2022 vs 188.9 in 2021)

