




## SWIFT IN FIGURES

July 2022 YTD



## Key Highlights July 2022 YTD

### SWIFTNet FIN

**6,548,369,287**

Total FIN Messages (July 2022 YTD)

**50,278,122**

FIN Messages Peak Day on 30 November 2021

**45,348,818**

Average FIN Messages (July 2022 YTD)

**42,829,455**

Average FIN Messages (July 2022)

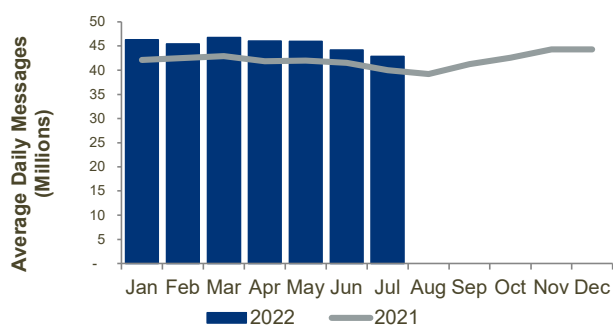
**8.4%**

FIN Growth (July 2022 YTD)

#### SWIFTNET FIN Customer Base July 2022

Live countries	> 200
Live members	2,378
Live sub-members	3,025
Live participants	6,269
Total live users	11,672

SWIFTNet FIN Traffic by Month



### SWIFTNet InterAct

**871,547,679**

Total InterAct Messages (July 2022 YTD)

**6,035,649**

Average InterAct Messages (July 2022 YTD)

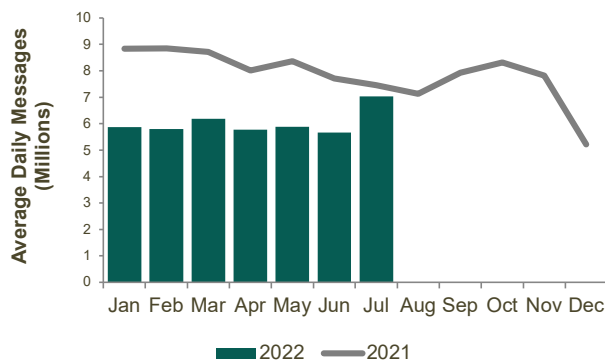
**7,037,348**

Average InterAct Messages (July 2022)

**-27.0%**

InterAct Growth (July 2022 YTD)

SWIFTNet InterAct Traffic by Month



### SWIFTNet FileAct

**5,717,531,117**

Total FileAct Kchar (July 2022 YTD)

**39,595,091**

Average FileAct KChar (July 2022 YTD)

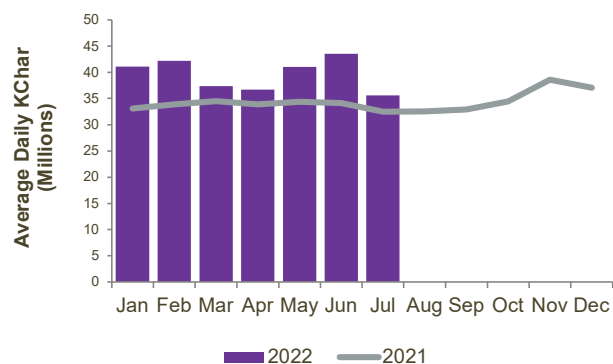
**35,552,292**

Average FileAct KChar (July 2022)

**17.3%**

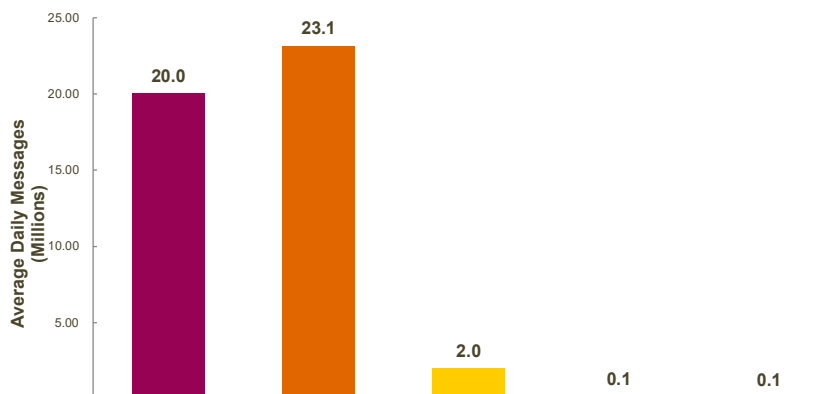
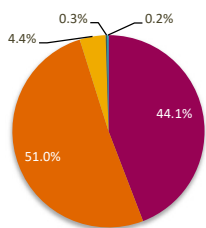
FileAct Growth (July 2022 YTD)

SWIFTNet FileAct Traffic by Month



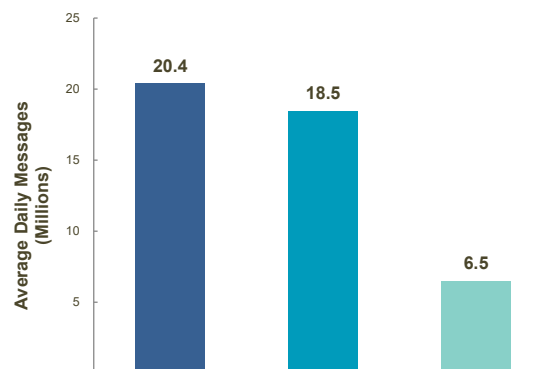
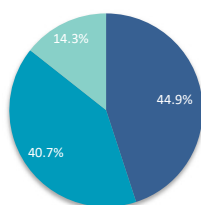
**SWIFTNet FIN**

**Distribution by Market**



	Payments	Securities	Treasury	Trade	System	Grand Total
<b>Total Messages</b>	2,890,732,562	3,340,992,626	286,935,919	17,282,083	12,426,097	6,548,369,287
<b>YTD Average Daily Messages</b>	20,018,924	23,137,068	1,987,091	119,682	86,053	45,348,818
<b>Weight</b>	44.1%	51.0%	4.4%	0.3%	0.2%	100.0%
<b>YTD Growth (*)</b>	6.9%	10.1%	5.4%	-1.5%	8.0%	8.4%
<b>Contribution to Growth (*)</b>	36.8%	60.2%	2.9%	-0.1%	0.2%	100.0%

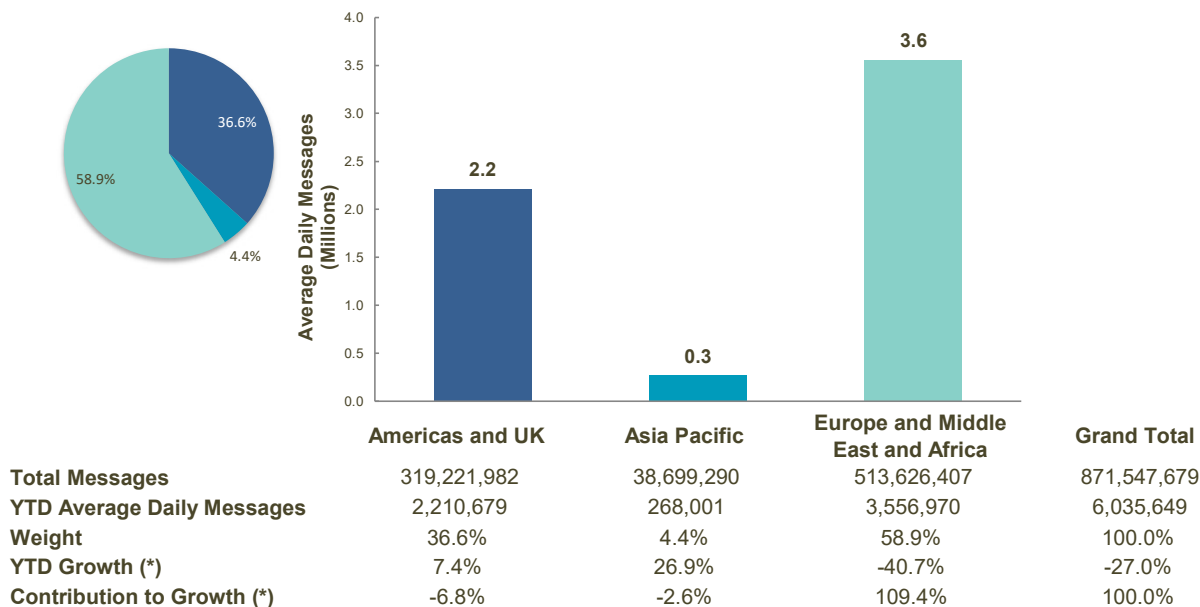
**Distribution by Region**



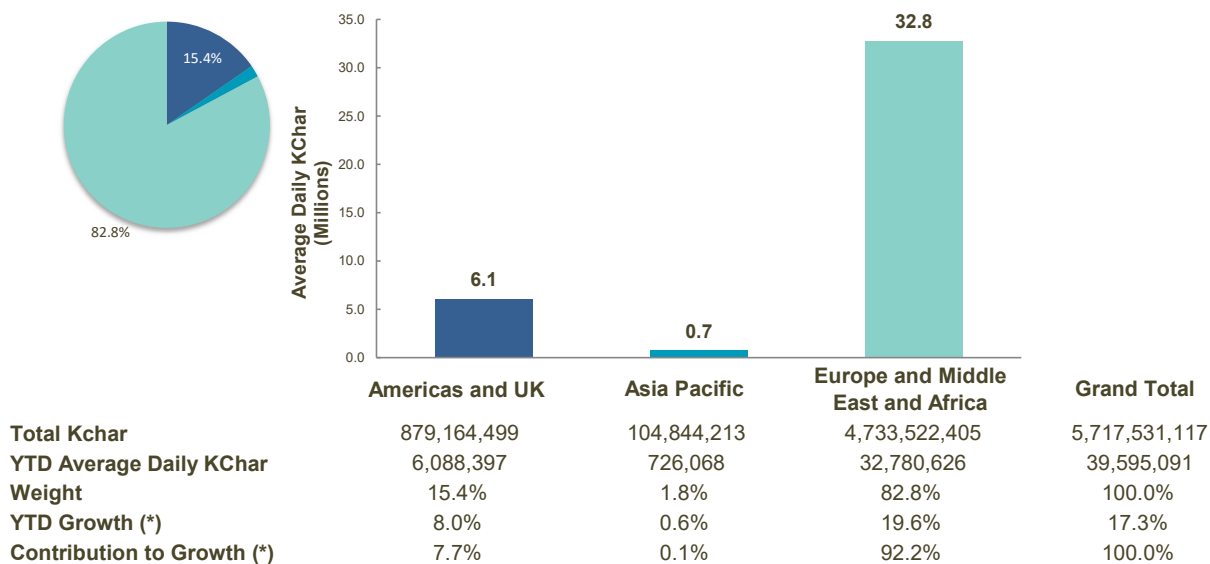
	Europe, Middle East & Africa	Americas and UK	Asia Pacific	Grand Total
<b>Total Messages</b>	2,942,772,414	2,666,866,657	938,730,216	6,548,369,287
<b>YTD Average Daily Messages</b>	20,379,310	18,468,606	6,500,902	45,348,818
<b>Weight</b>	44.9%	40.7%	14.3%	100.0%
<b>YTD Growth (*)</b>	11.2%	4.8%	10.6%	8.4%
<b>Contribution to Growth (*)</b>	58.4%	23.9%	17.7%	100.0%

(\*) Growth adjusted to business days (144.4 in 2022 vs 145.45 in 2021)

**SWIFTNet InterAct**



**SWIFTNet FileAct**



(\*) Growth adjusted to business days (144.4 in 2022 vs 145.45 in 2021)

