




## SWIFT IN FIGURES

May 2022 YTD



## Key Highlights May 2022 YTD

### SWIFTNet FIN

**4,706,457,449**

Total FIN Messages (May 2022 YTD)

**50,278,122**

FIN Messages Peak Day on 30 November 2021

**46,119,132**

Average FIN Messages (May 2022 YTD)

**45,976,946**

Average FIN Messages (May 2022)

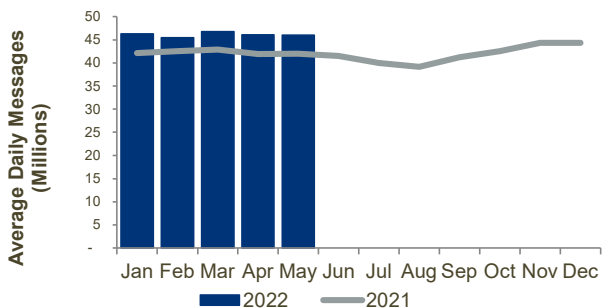
**9.0%**

FIN Growth (May 2022 YTD)

#### SWIFTNET FIN Customer Base May 2022

Live countries	> 200
Live members	2,387
Live sub-members	3,049
Live participants	6,218
Total live users	11,654

SWIFTNet FIN Traffic by Month



### SWIFTNet InterAct

**603,246,637**

Total InterAct Messages (May 2022 YTD)

**5,911,285**

Average InterAct Messages (May 2022 YTD)

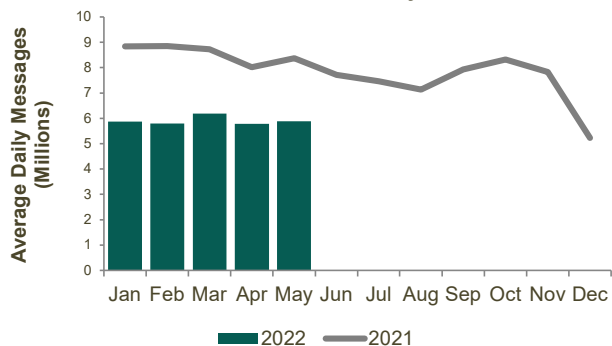
**5,880,726**

Average InterAct Messages (May 2022)

**-30.9%**

InterAct Growth (May 2022 YTD)

SWIFTNet InterAct Traffic by Month



### SWIFTNet FileAct

**4,039,482,152**

Total FileAct KChar (May 2022 YTD)

**39,583,363**

Average FileAct KChar (May 2022 YTD)

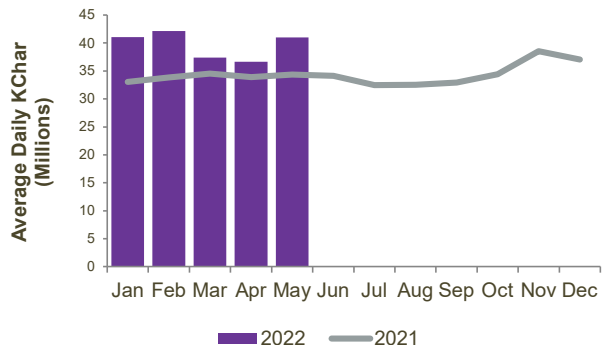
**40,997,763**

Average FileAct KChar (May 2022)

**16.6%**

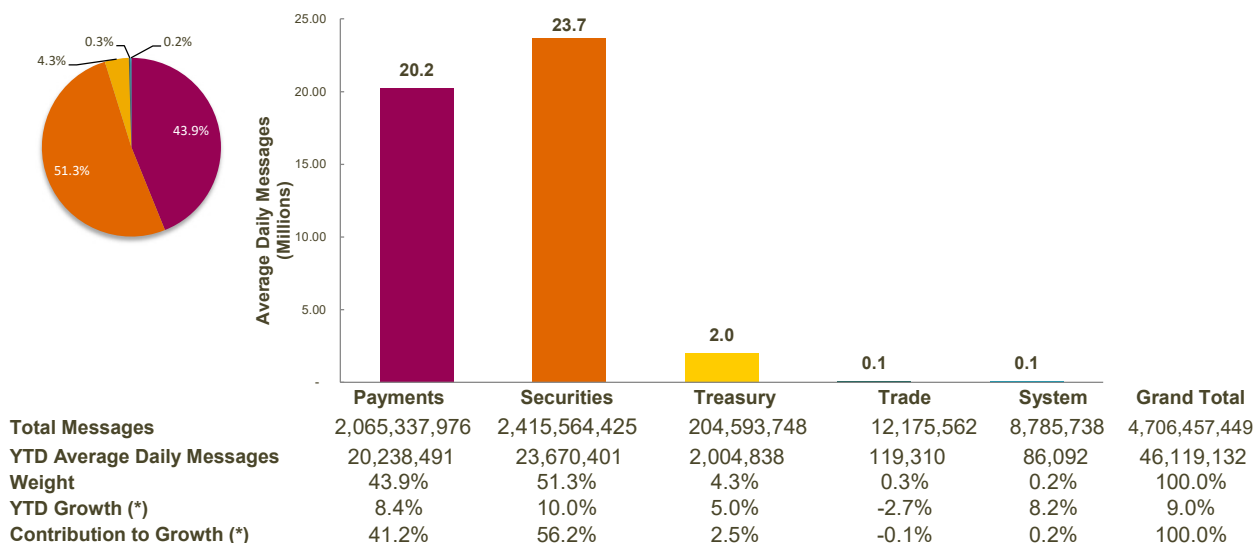
FileAct Growth (May 2022 YTD)

SWIFTNet FileAct Traffic by Month

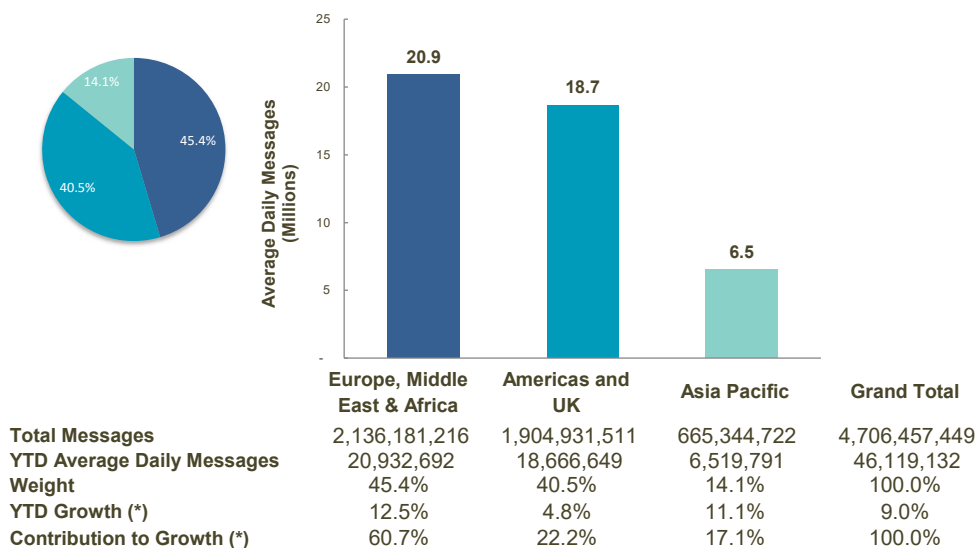


**SWIFTNet FIN**

**Distribution by Market**

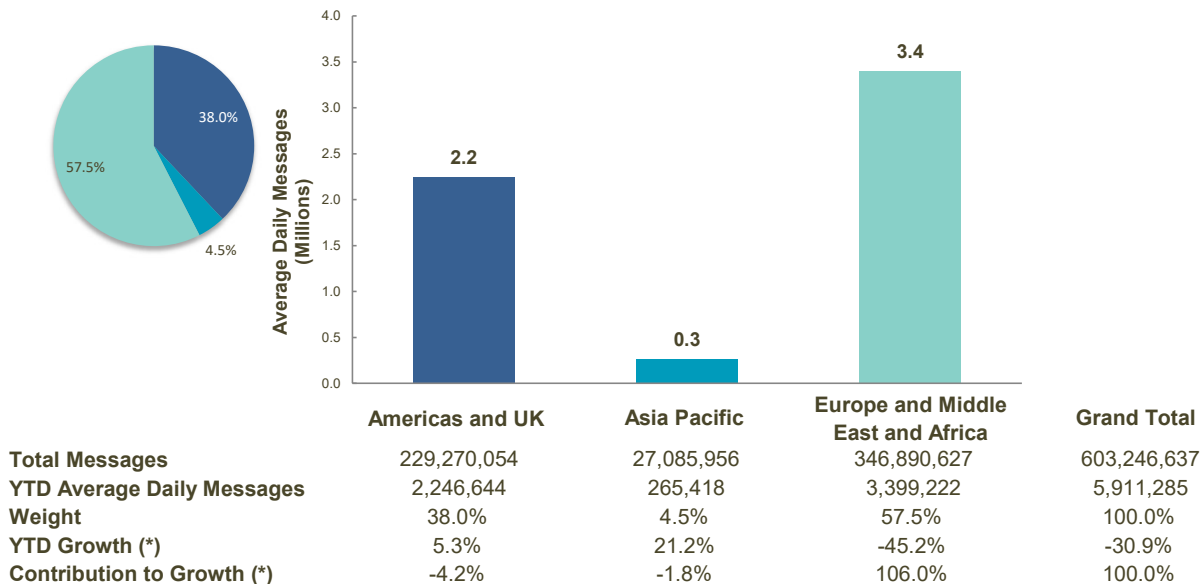


**Distribution by Region**

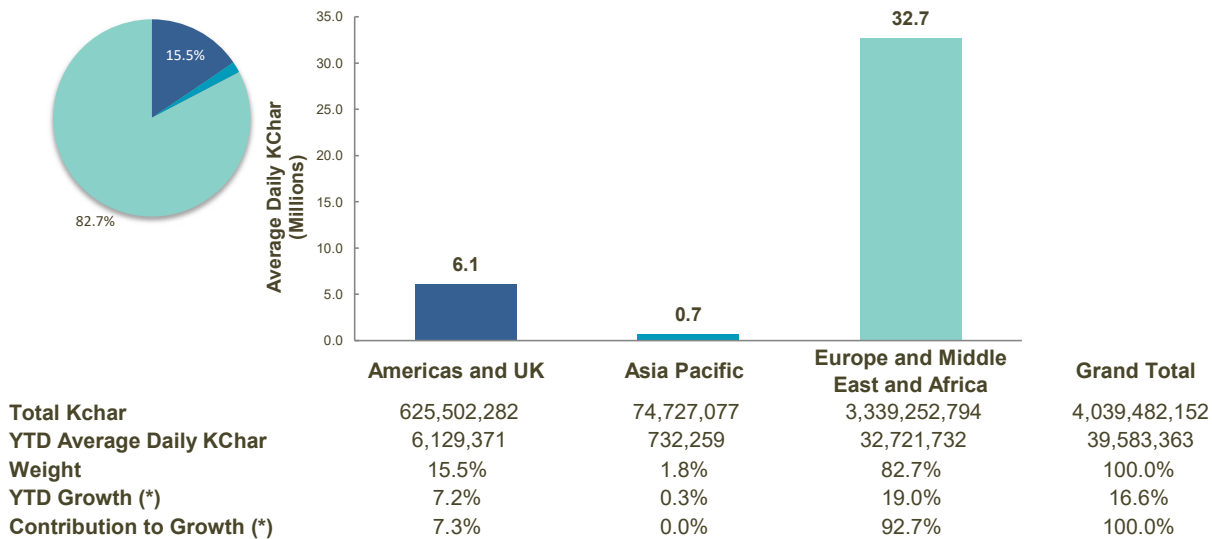


(\*) Growth adjusted to business days (102.05 in 2022 vs 101.75 in 2021)

**SWIFTNet InterAct**



**SWIFTNet FileAct**



(\*) Growth adjusted to business days (102.05 in 2022 vs 101.75 in 2021)

