




## SWIFT IN FIGURES

August 2021 YTD



## Key Highlights August 2021 YTD

### SWIFTNet FIN

**6,939,102,397**

Total FIN Messages (August 2021 YTD)

**46,325,278**

FIN Messages Peak Day on 26 February 2021

**41,489,401**

Average FIN Messages (August 2021 YTD)

**39,175,387**

Average FIN Messages (August 2021)

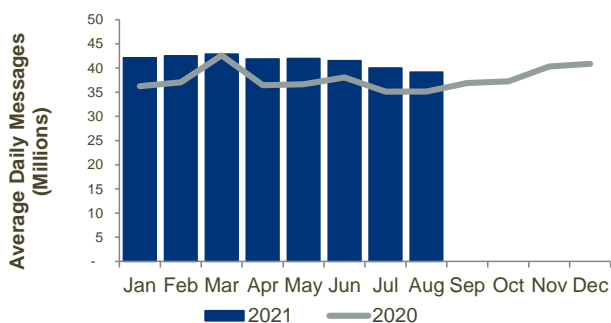
**11.6%**

FIN Growth (August 2021 YTD)

#### SWIFTNET FIN Customer Base August 2021

|                         |               |
|-------------------------|---------------|
| Live countries          | > 200         |
| Live members            | 2,450         |
| Live sub-members        | 3,135         |
| Live participants       | 6,072         |
| <b>Total live users</b> | <b>11,657</b> |

SWIFTNet FIN Traffic by Month



### SWIFTNet InterAct

**1,357,670,372**

Total InterAct Messages (August 2021 YTD)

**8,117,611**

Average InterAct Messages (August 2021 YTD)

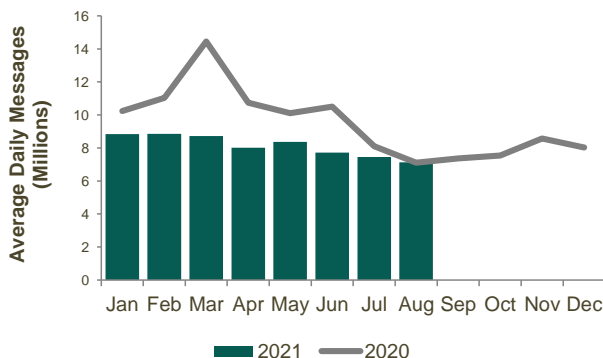
**7,132,709**

Average InterAct Messages (August 2021)

**-21.1%**

InterAct Growth (August 2021 YTD)

SWIFTNet InterAct Traffic by Month



### SWIFTNet FileAct

**5,620,532,440**

Total FileAct Kchar (August 2021 YTD)

**33,605,575**

Average FileAct KChar (August 2021 YTD)

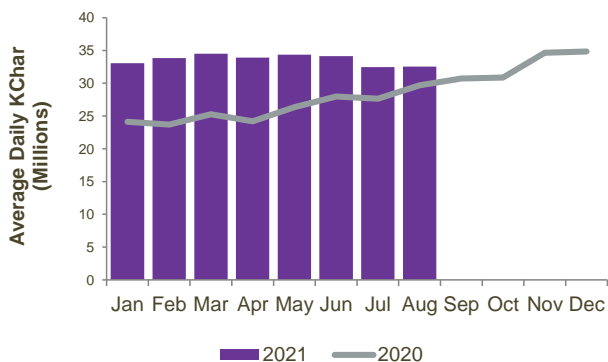
**32,544,380**

Average FileAct KChar (August 2021)

**28.5%**

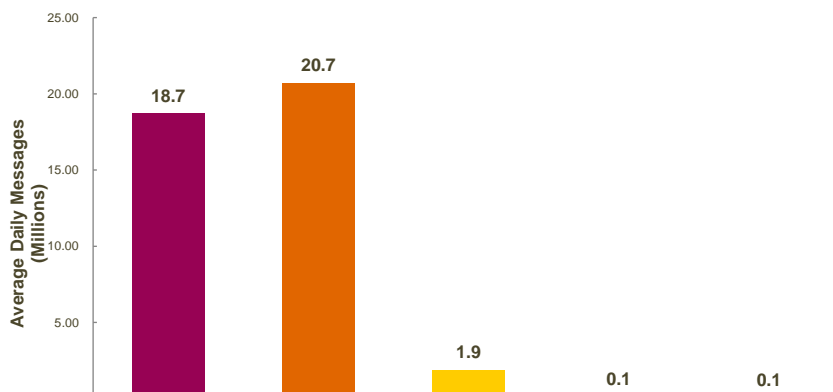
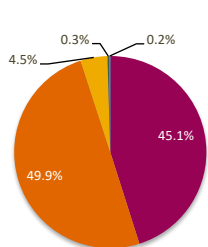
FileAct Growth (August 2021 YTD)

SWIFTNet FileAct Traffic by Month



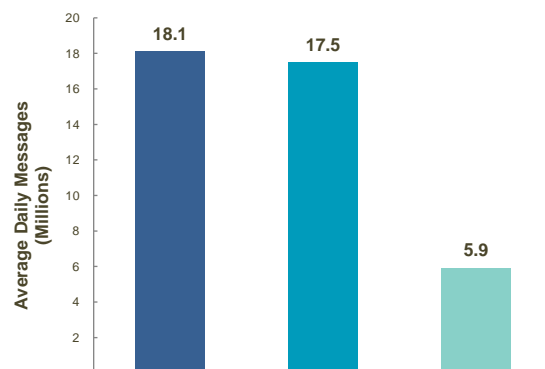
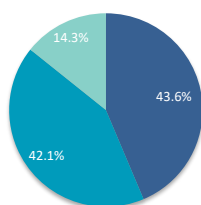
**SWIFTNet FIN**

**Distribution by Market**



|                                   | Payments      | Securities    | Treasury    | Trade      | System     | Grand Total   |
|-----------------------------------|---------------|---------------|-------------|------------|------------|---------------|
| <b>Total Messages</b>             | 3,129,285,156 | 3,462,688,628 | 313,662,831 | 20,157,022 | 13,308,760 | 6,939,102,397 |
| <b>YTD Average Daily Messages</b> | 18,710,225    | 20,703,669    | 1,875,413   | 120,520    | 79,574     | 41,489,401    |
| <b>Weight</b>                     | 45.1%         | 49.9%         | 4.5%        | 0.3%       | 0.2%       | 100.0%        |
| <b>YTD Growth (*)</b>             | 12.2%         | 11.8%         | 3.8%        | 5.8%       | 9.0%       | 11.6%         |
| <b>Contribution to Growth (*)</b> | 47.4%         | 50.7%         | 1.6%        | 0.2%       | 0.2%       | 100.0%        |

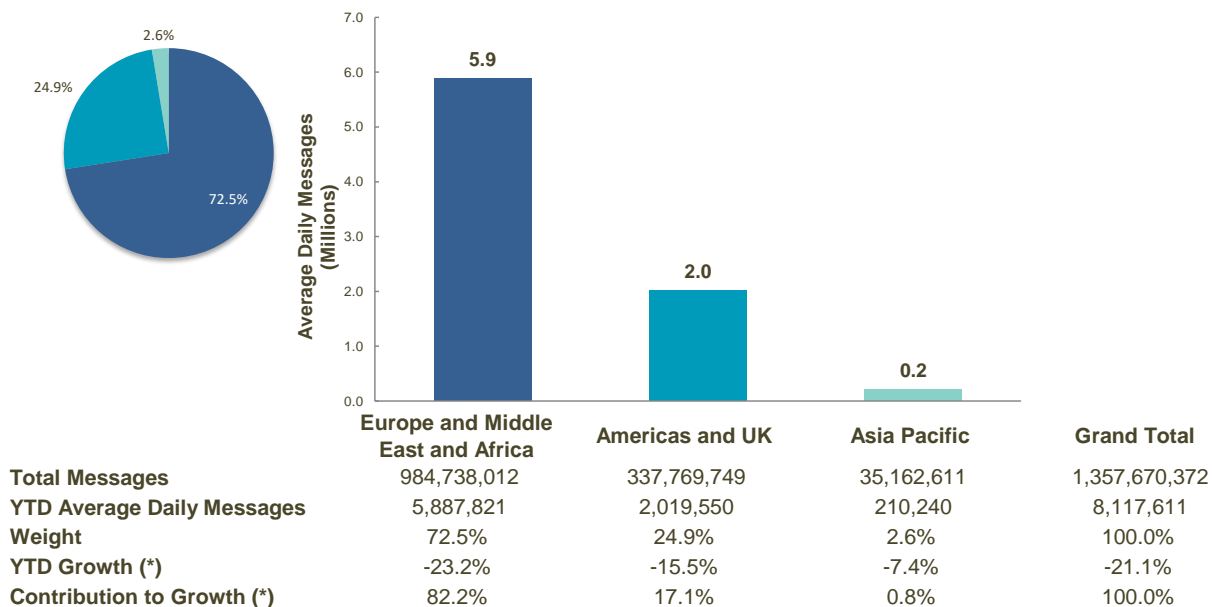
**Distribution by Region**



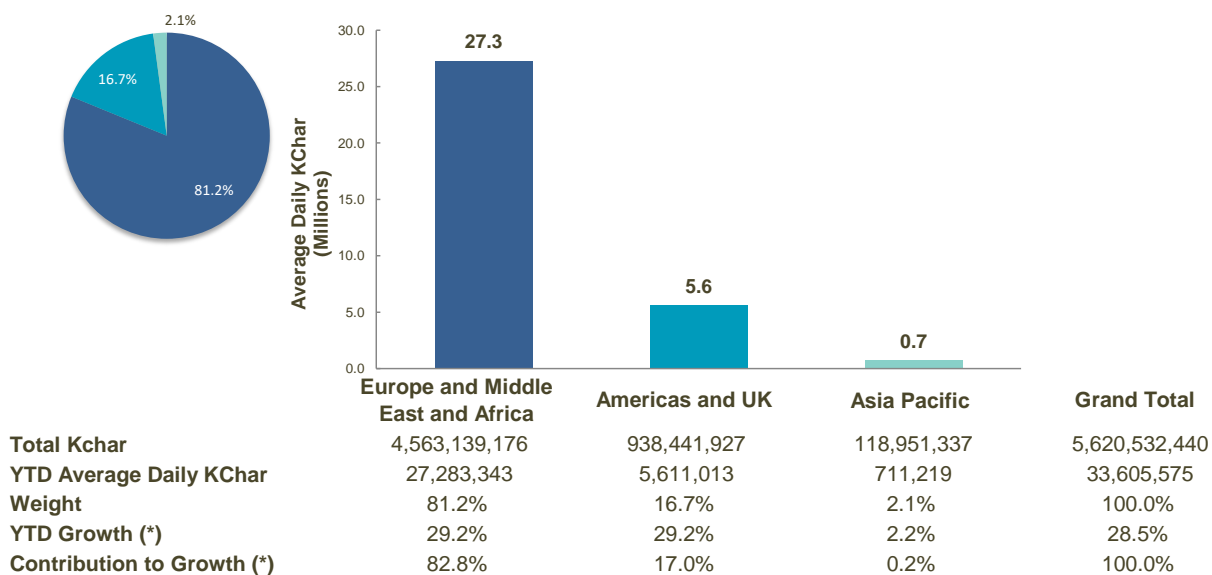
|                                   | Europe, Middle East & Africa | Americas and UK | Asia Pacific | Grand Total   |
|-----------------------------------|------------------------------|-----------------|--------------|---------------|
| <b>Total Messages</b>             | 3,027,725,988                | 2,921,844,160   | 989,532,249  | 6,939,102,397 |
| <b>YTD Average Daily Messages</b> | 18,102,995                   | 17,469,920      | 5,916,486    | 41,489,401    |
| <b>Weight</b>                     | 43.6%                        | 42.1%           | 14.3%        | 100.0%        |
| <b>YTD Growth (*)</b>             | 10.7%                        | 11.9%           | 13.5%        | 11.6%         |
| <b>Contribution to Growth (*)</b> | 40.6%                        | 43.1%           | 16.3%        | 100.0%        |

(\*) Growth adjusted to business days (167.25 in 2021 vs 167.55 in 2020)

**SWIFTNet InterAct**



**SWIFTNet FileAct**



(\*) Growth adjusted to business days (167.25 in 2021 vs 167.55 in 2020)

