




SWIFT IN FIGURES

May 2021 YTD



Key Highlights May 2021 YTD

SWIFTNet FIN

4,303,882,941

Total FIN Messages (May 2021 YTD)

46,325,278

FIN Messages Peak Day on 26 February 2021

42,298,604

Average FIN Messages (May 2021 YTD)

41,981,470

Average FIN Messages (May 2021)

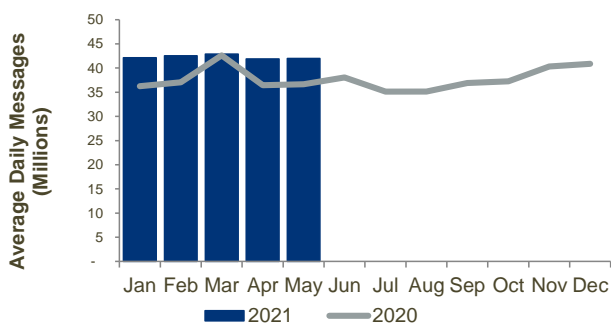
11.7%

FIN Growth (May 2021 YTD)

SWIFTNET FIN Customer Base May 2021

Live countries	> 200
Live members	2,463
Live sub-members	3,147
Live participants	5,995
Total live users	11,605

SWIFTNet FIN Traffic by Month



SWIFTNet InterAct

870,588,736

Total InterAct Messages (May 2021 YTD)

8,556,155

Average InterAct Messages (May 2021 YTD)

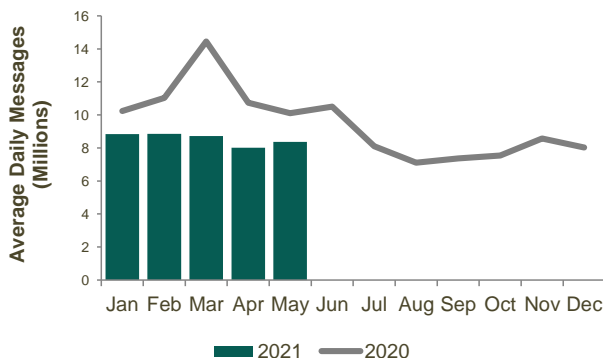
8,370,952

Average InterAct Messages (May 2021)

-24.7%

InterAct Growth (May 2021 YTD)

SWIFTNet InterAct Traffic by Month



SWIFTNet FileAct

3,455,268,302

Total FileAct Kchar (May 2021 YTD)

33,958,411

Average FileAct KChar (May 2021 YTD)

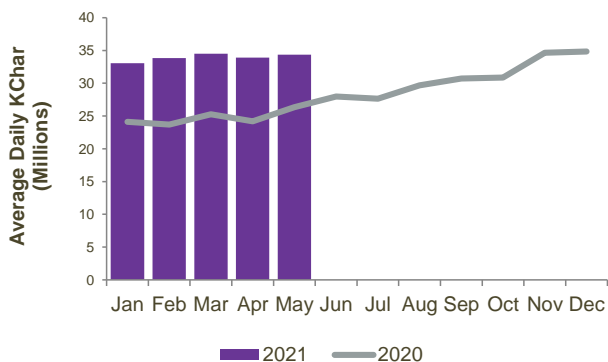
34,355,937

Average FileAct KChar (May 2021)

37.4%

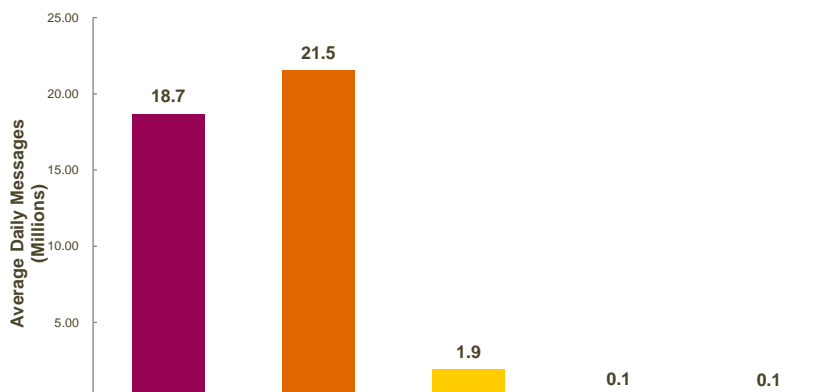
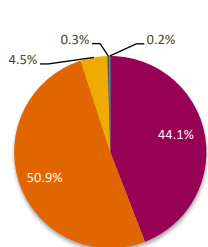
FileAct Growth (May 2021 YTD)

SWIFTNet FileAct Traffic by Month



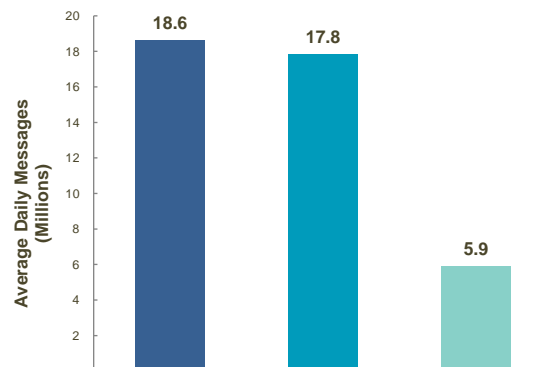
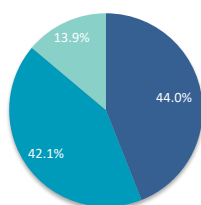
SWIFTNet FIN

Distribution by Market



	Payments	Securities	Treasury	Trade	System	Grand Total
Total Messages	1,899,171,063	2,189,915,022	194,228,204	12,475,748	8,092,904	4,303,882,941
YTD Average Daily Messages	18,665,072	21,522,506	1,908,877	122,612	79,537	42,298,604
Weight	44.1%	50.9%	4.5%	0.3%	0.2%	100.0%
YTD Growth (*)	11.3%	13.0%	1.9%	7.7%	5.7%	11.7%
Contribution to Growth (*)	42.8%	56.1%	0.8%	0.2%	0.1%	100.0%

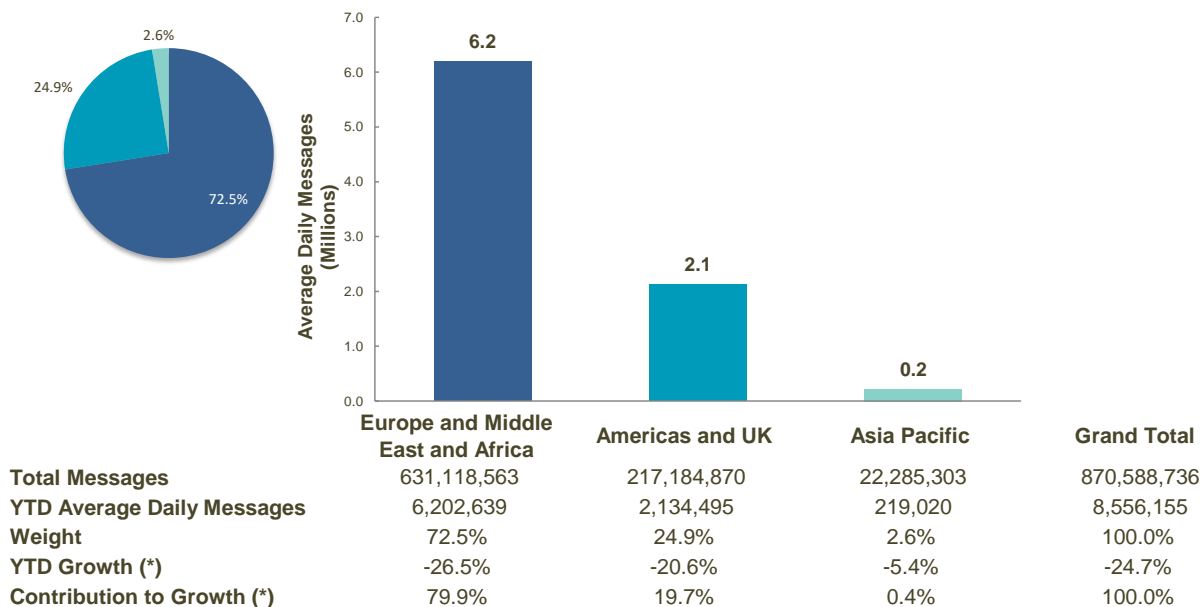
Distribution by Region



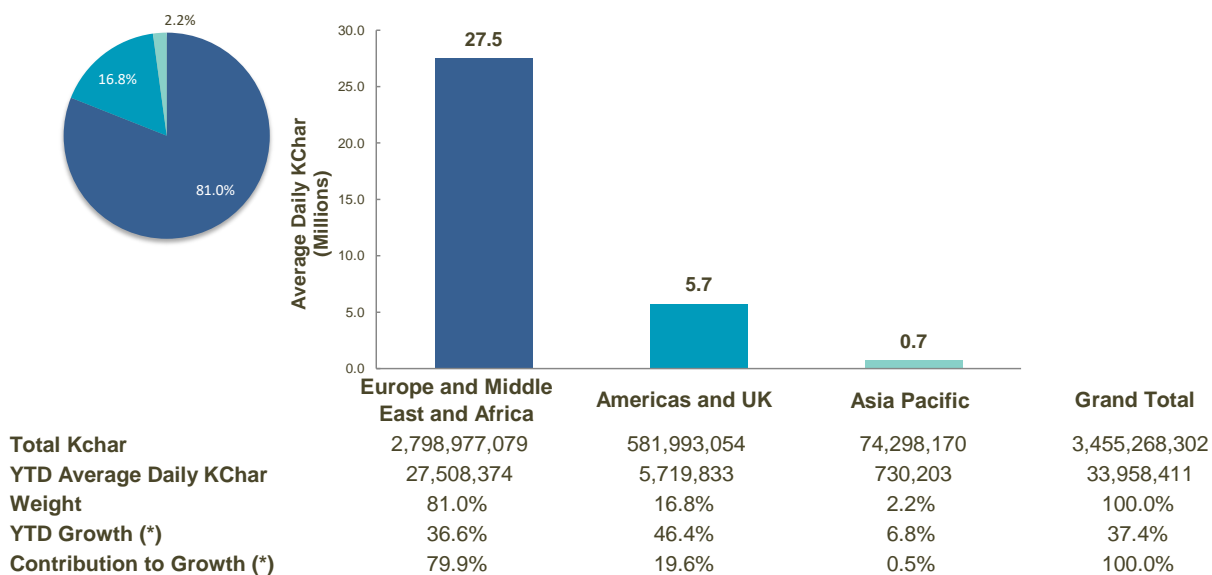
	Europe, Middle East & Africa	Americas and UK	Asia Pacific	Grand Total
Total Messages	1,893,914,483	1,812,884,558	597,083,900	4,303,882,941
YTD Average Daily Messages	18,613,410	17,817,047	5,868,146	42,298,604
Weight	44.0%	42.1%	13.9%	100.0%
YTD Growth (*)	10.9%	11.8%	13.7%	11.7%
Contribution to Growth (*)	41.4%	42.6%	16.0%	100.0%

(*) Growth adjusted to business days (101.75 in 2021 vs 102.75 in 2020)

SWIFTNet InterAct



SWIFTNet FileAct



(*) Growth adjusted to business days (101.75 in 2021 vs 102.75 in 2020)

