




SWIFT IN FIGURES

February 2021 YTD



Key Highlights
February 2021 YTD

SWIFTNet FIN

1,631,613,535
Total FIN Messages (February 2021 YTD)

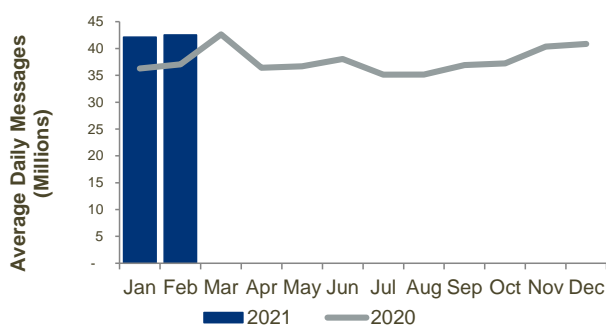
46,325,278
FIN Messages Peak Day on 26 February 2021

42,324,605
Average FIN Messages (February 2021 YTD)

42,517,547
Average FIN Messages (February 2021)

15.5%
FIN Growth (February 2021 YTD)

SWIFTNet FIN Traffic by Month



SWIFTNET FIN Customer Base February 2021

Live countries	> 200
Live members	2,366
Live sub-members	3,152
Live participants	6,078
Total live users	11,596

SWIFTNet InterAct

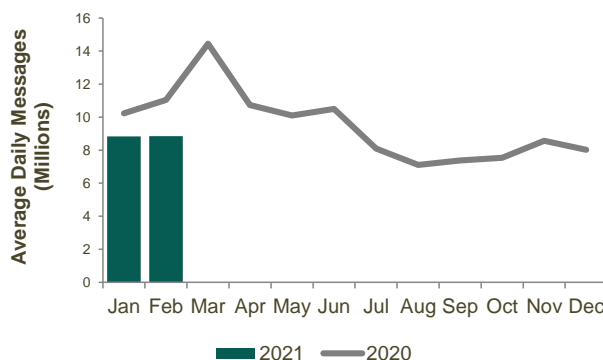
340,847,871
Total InterAct Messages (February 2021 YTD)

8,841,709
Average InterAct Messages (February 2021 YTD)

8,848,222
Average InterAct Messages (February 2021)

-16.8%
InterAct Growth (February 2021 YTD)

SWIFTNet InterAct Traffic by Month



SWIFTNet FileAct

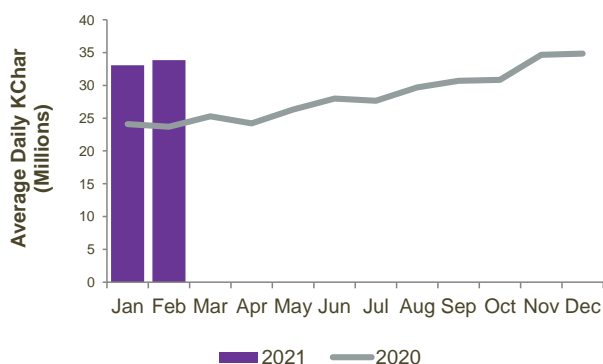
1,289,442,473
Total FileAct Kchar (February 2021 YTD)

33,448,573
Average FileAct KChar (February 2021 YTD)

33,843,312
Average FileAct KChar (February 2021)

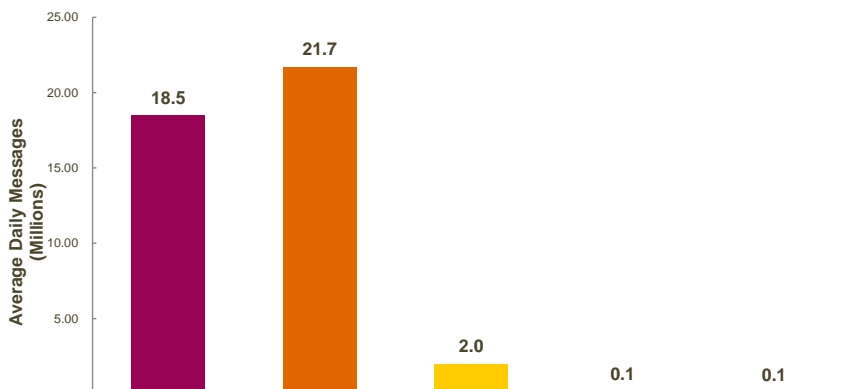
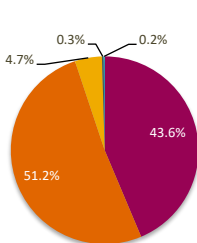
39.9%
FileAct Growth (February 2021 YTD)

SWIFTNet FileAct Traffic by Month



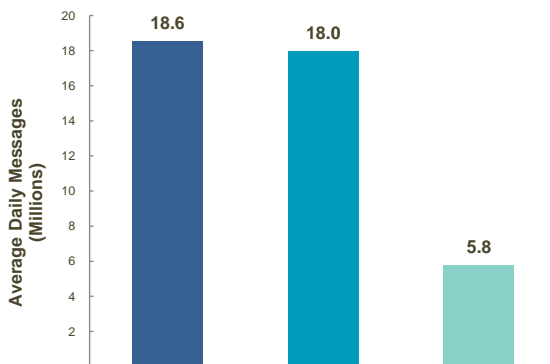
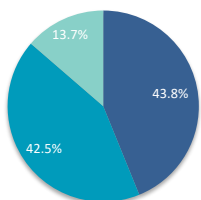
SWIFTNet FIN

Distribution by Market



	Payments	Securities	Treasury	Trade	System	Grand Total
Total Messages	712,176,620	835,669,645	76,014,363	4,676,579	3,076,328	1,631,613,535
YTD Average Daily Messages	18,474,102	21,677,552	1,971,838	121,312	79,801	42,324,605
Weight	43.6%	51.2%	4.7%	0.3%	0.2%	100.0%
YTD Growth (*)	7.7%	23.0%	16.8%	-3.1%	6.2%	15.5%
Contribution to Growth (*)	23.4%	71.6%	5.0%	-0.1%	0.1%	100.0%

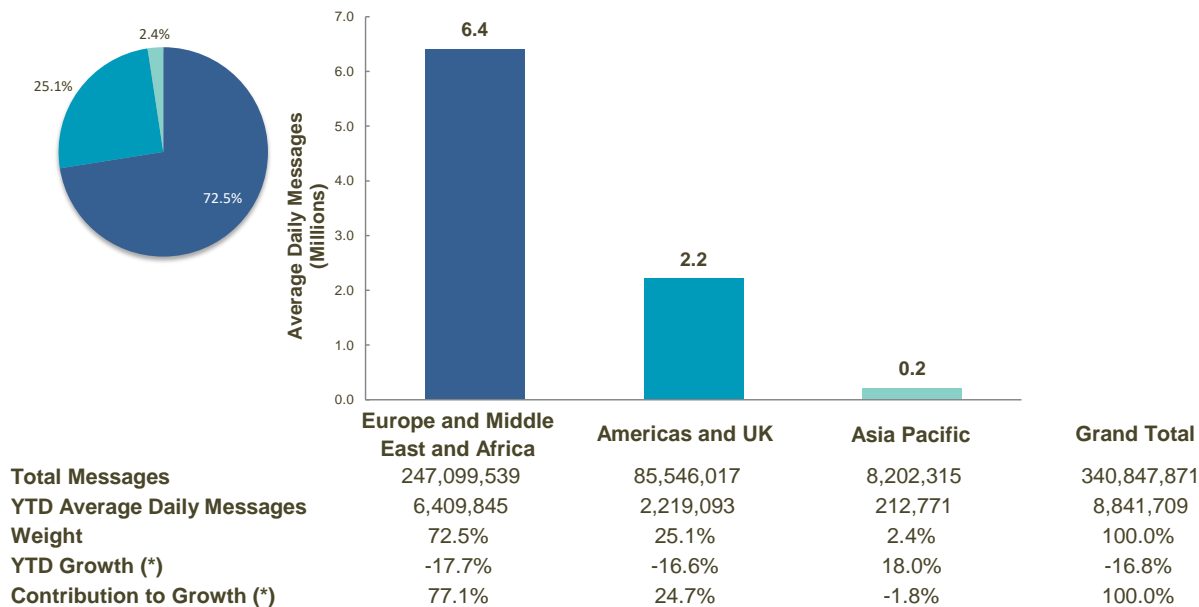
Distribution by Region



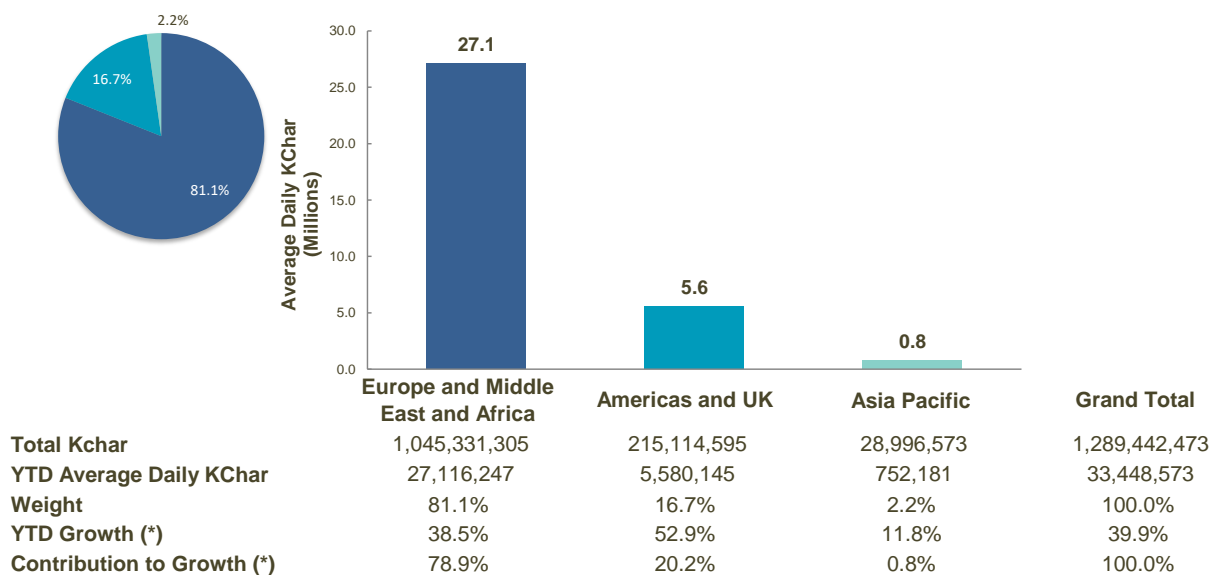
	Europe, Middle East & Africa	Americas and UK	Asia Pacific	Grand Total
Total Messages	715,398,479	693,385,733	222,829,323	1,631,613,535
YTD Average Daily Messages	18,557,678	17,986,660	5,780,268	42,324,605
Weight	43.8%	42.5%	13.7%	100.0%
YTD Growth (*)	12.8%	17.3%	18.5%	15.5%
Contribution to Growth (*)	37.3%	46.8%	15.9%	100.0%

(*) Growth adjusted to business days (38.55 in 2021 vs 40.4 in 2020)

SWIFTNet InterAct



SWIFTNet FileAct



(*) Growth adjusted to business days (38.55 in 2021 vs 40.4 in 2020)

