




## SWIFT IN FIGURES

October 2020 YTD



**Key Highlights**  
October 2020 YTD

**SWIFTNet FIN**

**7,845,683,047**

Total FIN Messages (October 2020 YTD)

**43,863,799**

FIN Messages Peak Day on 17 March 2020

**37,165,718**

Average FIN Messages (October 2020 YTD)

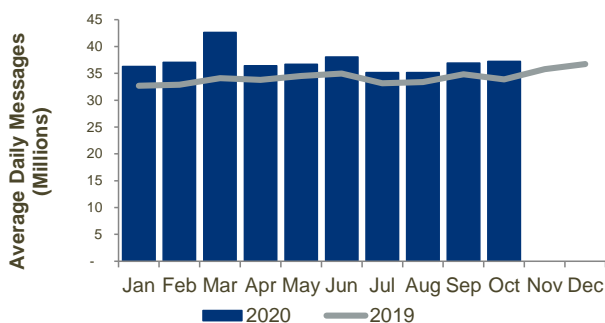
**37,245,536**

Average FIN Messages (October 2020)

**9.9%**

FIN Growth (October 2020 YTD)

SWIFTNet FIN Traffic by Month



**SWIFTNET FIN Customer Base October 2020**

Live countries	> 200
Live members	2,381
Live sub-members	3,175
Live participants	6,005
<b>Total live users</b>	<b>11,561</b>

**SWIFTNet InterAct**

**2,047,729,439**

Total InterAct Messages (October 2020 YTD)

**9,700,282**

Average InterAct Messages (October 2020 YTD)

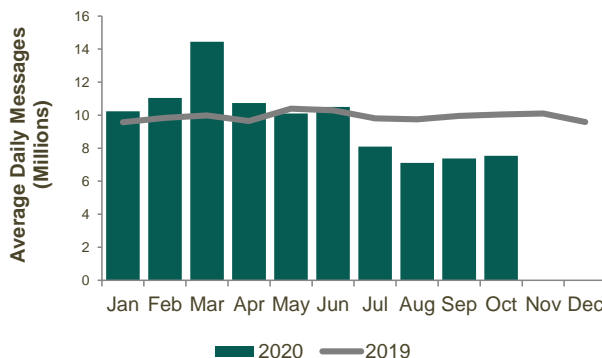
**7,542,091**

Average InterAct Messages (October 2020)

**-2.3%**

InterAct Growth (October 2020 YTD)

SWIFTNet InterAct Traffic by Month



**SWIFTNet FileAct**

**5,722,091,895**

Total FileAct KChar (October 2020 YTD)

**27,106,072**

Average FileAct KChar (October 2020 YTD)

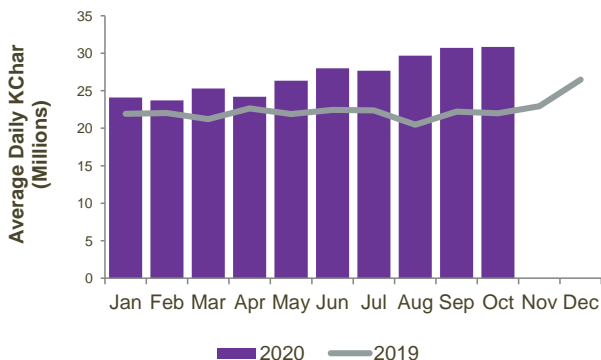
**30,854,233**

Average FileAct KChar (October 2020)

**23.7%**

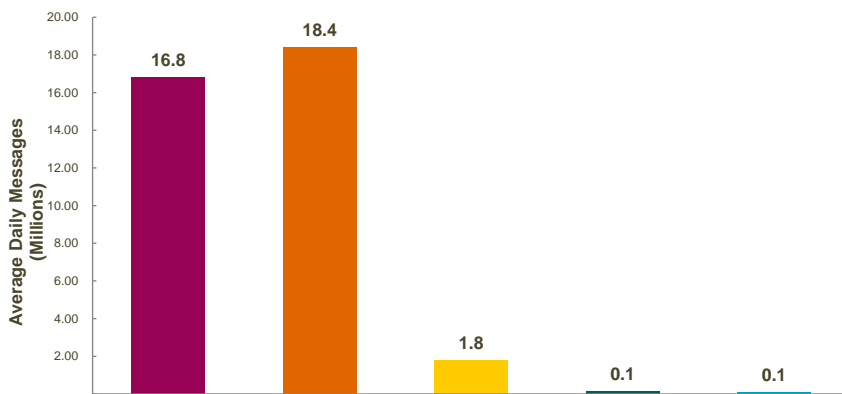
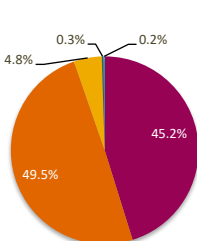
FileAct Growth (October 2020 YTD)

SWIFTNet FileAct Traffic by Month



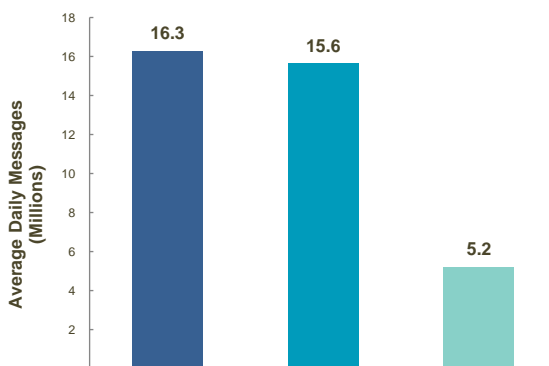
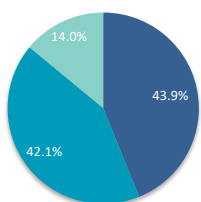
## SWIFTNet FIN

### Distribution by Market



	Payments	Securities	Treasury	Trade	System	Grand Total
<b>Total Messages</b>	3,545,668,316	3,883,586,399	376,525,263	24,248,739	15,654,330	7,845,683,047
<b>YTD Average Daily Messages</b>	16,796,155	18,396,904	1,783,635	114,868	74,156	37,165,718
<b>Weight</b>	45.2%	49.5%	4.8%	0.3%	0.2%	100.0%
<b>YTD Growth (*)</b>	2.2%	17.7%	17.4%	-13.1%	-17.6%	9.9%
<b>Contribution to Growth (*)</b>	10.6%	82.5%	7.9%	-0.5%	-0.5%	100.0%

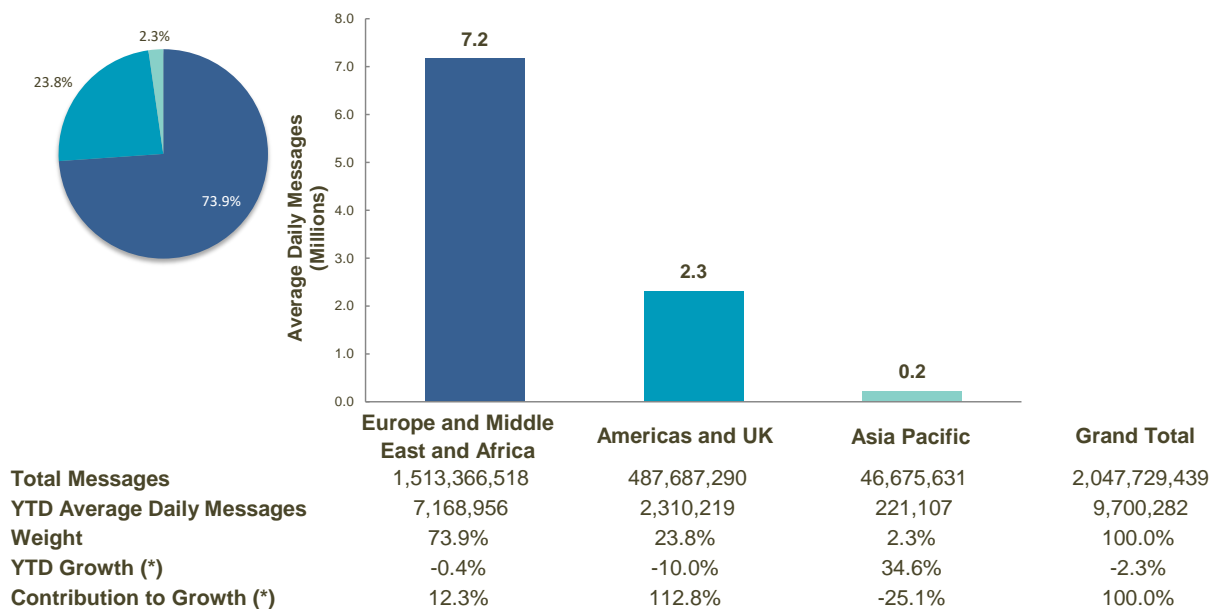
### Distribution by Region



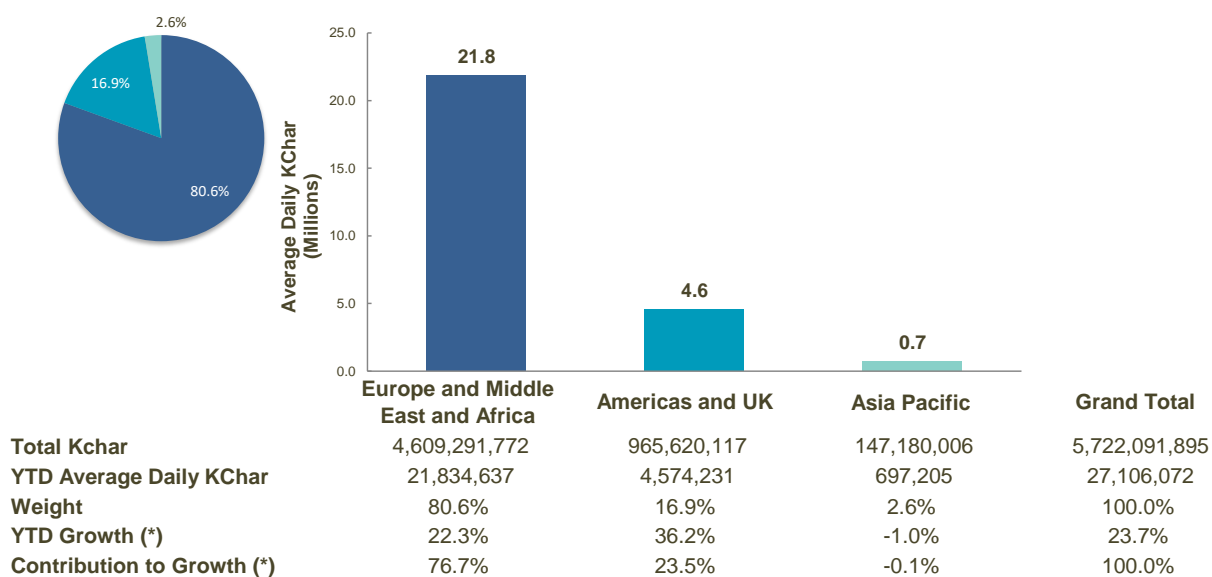
	Europe, Middle East & Africa	Americas and UK	Asia Pacific	Grand Total
<b>Total Messages</b>	3,441,548,670	3,303,551,296	1,100,583,081	7,845,683,047
<b>YTD Average Daily Messages</b>	16,302,931	15,649,225	5,213,563	37,165,718
<b>Weight</b>	43.9%	42.1%	14.0%	100.0%
<b>YTD Growth (*)</b>	7.1%	13.0%	10.1%	9.9%
<b>Contribution to Growth (*)</b>	32.3%	53.6%	14.2%	100.0%

(\*) Growth adjusted to business days (211.1 in 2020 vs 211.55 in 2019)

### SWIFTNet InterAct



### SWIFTNet FileAct



(\*) Growth adjusted to business days (211.1 in 2020 vs 211.55 in 2019)

