




## **SWIFT IN FIGURES**

August 2020 YTD



## Key Highlights August 2020 YTD

### SWIFTNet FIN

**6,230,992,755**

Total FIN Messages (August 2020 YTD)

**43,863,799**

FIN Messages Peak Day on 17 March 2020

**37,188,856**

Average FIN Messages (August 2020 YTD)

**35,130,866**

Average FIN Messages (August 2020)

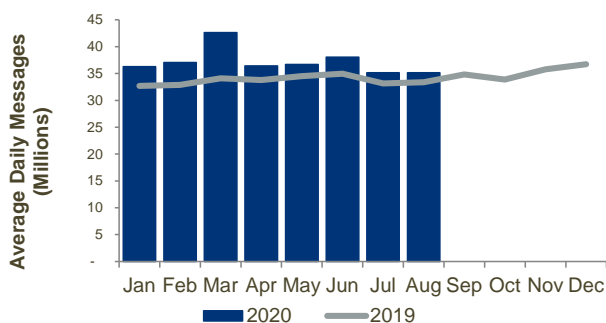
**10.4%**

FIN Growth (August 2020 YTD)

#### SWIFTNET FIN Customer Base August 2020

Live countries	> 200
Live members	2,386
Live sub-members	3,178
Live participants	5,969
<b>Total live users</b>	<b>11,533</b>

SWIFTNet FIN Traffic by Month



### SWIFTNet InterAct

**1,723,036,477**

Total InterAct Messages (August 2020 YTD)

**10,283,715**

Average InterAct Messages (August 2020 YTD)

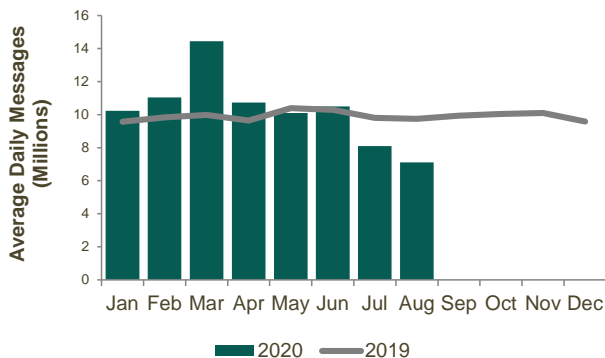
**7,107,686**

Average InterAct Messages (August 2020)

**3.8%**

InterAct Growth (August 2020 YTD)

SWIFTNet InterAct Traffic by Month



### SWIFTNet FileAct

**4,381,635,908**

Total FileAct KChar (August 2020 YTD)

**26,151,214**

Average FileAct KChar (August 2020 YTD)

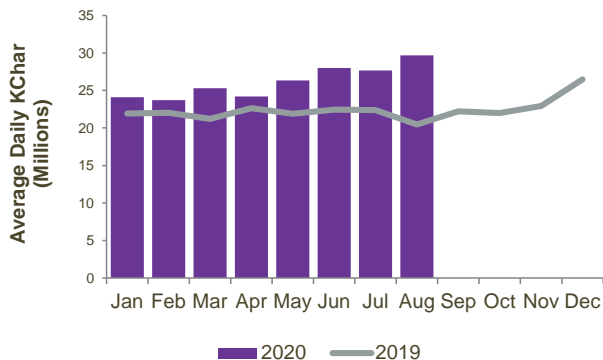
**29,687,719**

Average FileAct KChar (August 2020)

**19.6%**

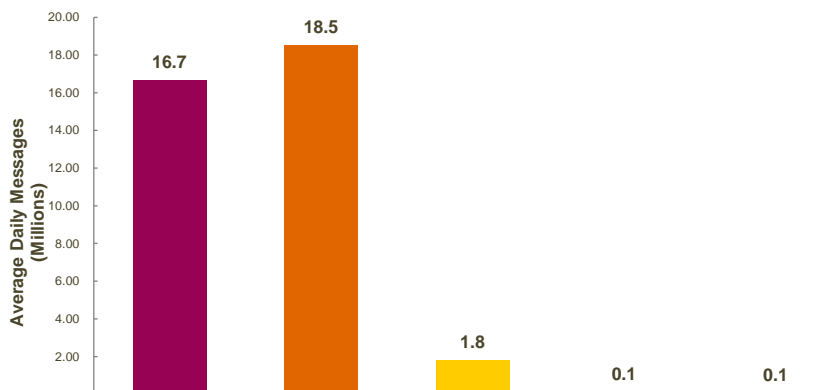
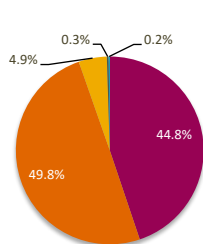
FileAct Growth (August 2020 YTD)

SWIFTNet FileAct Traffic by Month



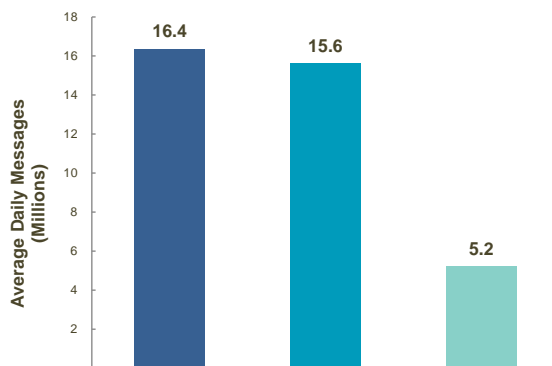
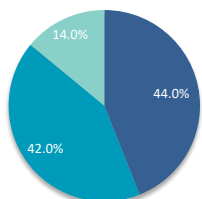
**SWIFTNet FIN**

**Distribution by Market**



	Payments	Securities	Treasury	Trade	System	Grand Total
Total Messages	2,793,114,881	3,103,921,438	302,628,910	19,093,323	12,234,203	6,230,992,755
YTD Average Daily Messages	16,670,337	18,525,344	1,806,201	113,956	73,018	37,188,856
Weight	44.8%	49.8%	4.9%	0.3%	0.2%	100.0%
YTD Growth (*)	1.9%	18.8%	20.1%	-14.3%	-16.6%	10.4%
Contribution to Growth (*)	8.9%	83.5%	8.6%	-0.5%	-0.4%	100.0%

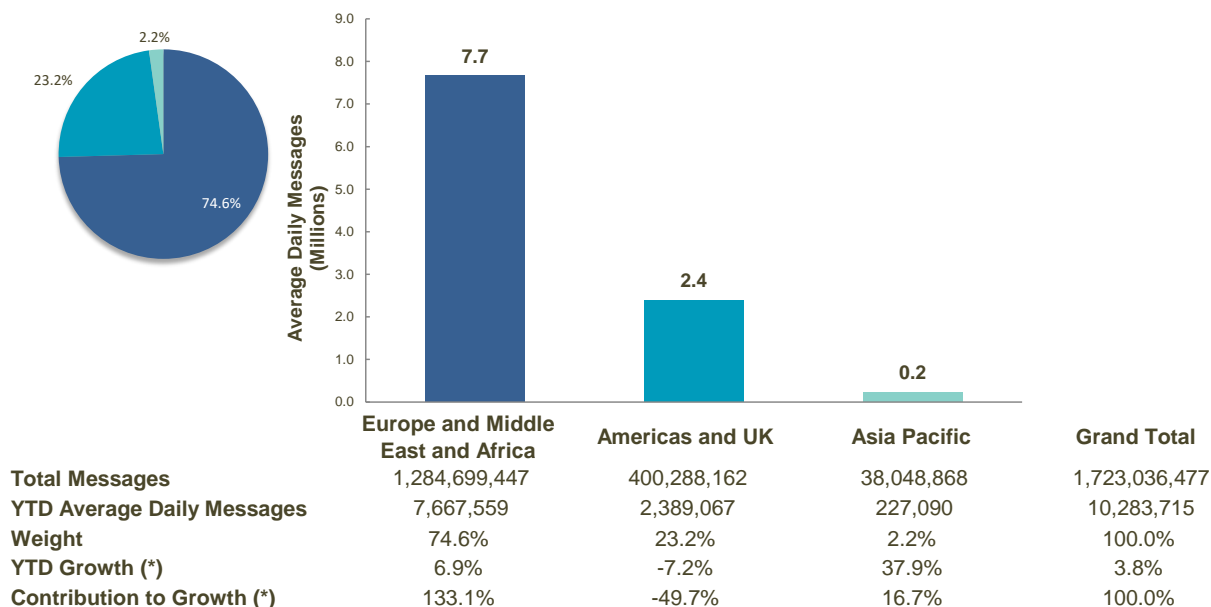
**Distribution by Region**



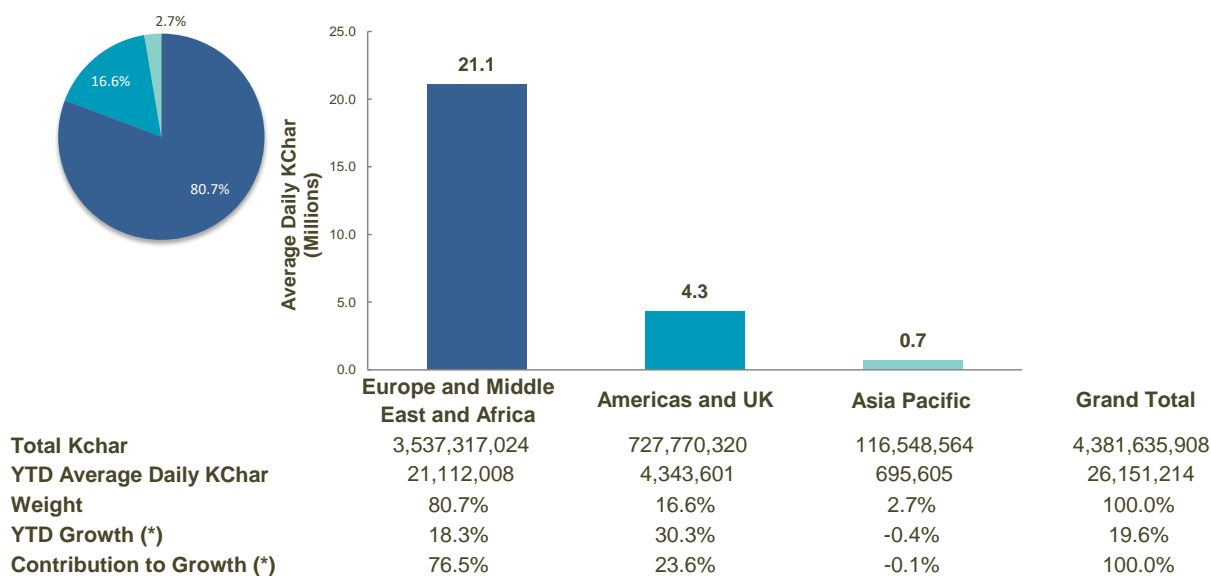
	Europe, Middle East & Africa	Americas and UK	Asia Pacific	Grand Total
Total Messages	2,740,577,876	2,616,873,134	873,541,745	6,230,992,755
YTD Average Daily Messages	16,356,776	15,618,461	5,213,618	37,188,856
Weight	44.0%	42.0%	14.0%	100.0%
YTD Growth (*)	7.9%	13.5%	9.8%	10.4%
Contribution to Growth (*)	34.0%	52.8%	13.3%	100.0%

(\*) Growth adjusted to business days (167.55 in 2020 vs 168.15 in 2019)

### SWIFTNet InterAct



### SWIFTNet FileAct



(\*) Growth adjusted to business days (167.55 in 2020 vs 168.15 in 2019)

