



SWIFT IN FIGURES

July 2020 YTD



Key Highlights July 2020 YTD

SWIFTNet FIN

5,500,270,732

Total FIN Messages (July 2020 YTD)

43,863,799

FIN Messages Peak Day on 17 March 2020

37,480,550

Average FIN Messages (July 2020 YTD)

35,128,920

Average FIN Messages (July 2020)

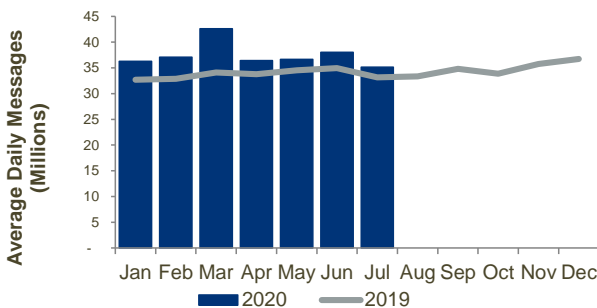
11.2%

FIN Growth (July 2020 YTD)

SWIFTNET FIN Customer Base July 2020

Live countries	> 200
Live members	2,386
Live sub-members	3,178
Live participants	5,969
Total live users	11,533

SWIFTNet FIN Traffic by Month



SWIFTNet InterAct

1,575,190,513

Total InterAct Messages (July 2020 YTD)

10,733,837

Average InterAct Messages (July 2020 YTD)

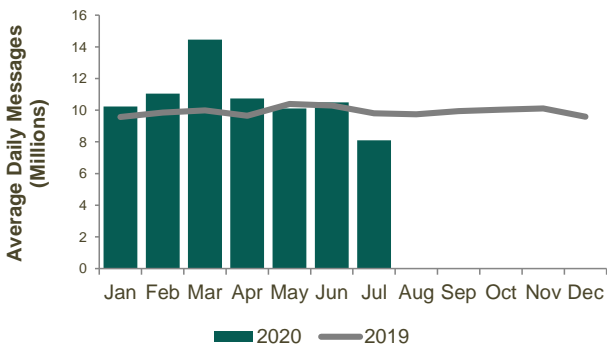
8,101,385

Average InterAct Messages (July 2020)

8.0%

InterAct Growth (July 2020 YTD)

SWIFTNet InterAct Traffic by Month



SWIFTNet FileAct

3,764,131,343

Total FileAct KChar (July 2020 YTD)

25,649,958

Average FileAct KChar (July 2020 YTD)

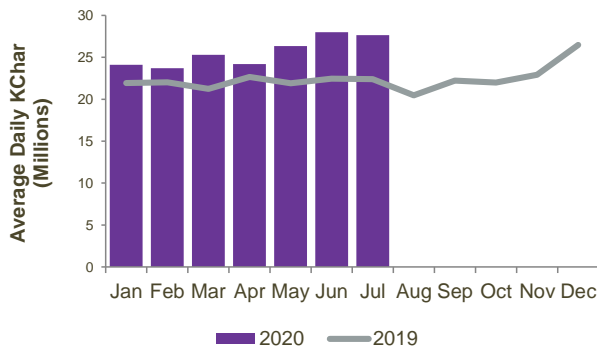
27,653,366

Average FileAct KChar (July 2020)

16.1%

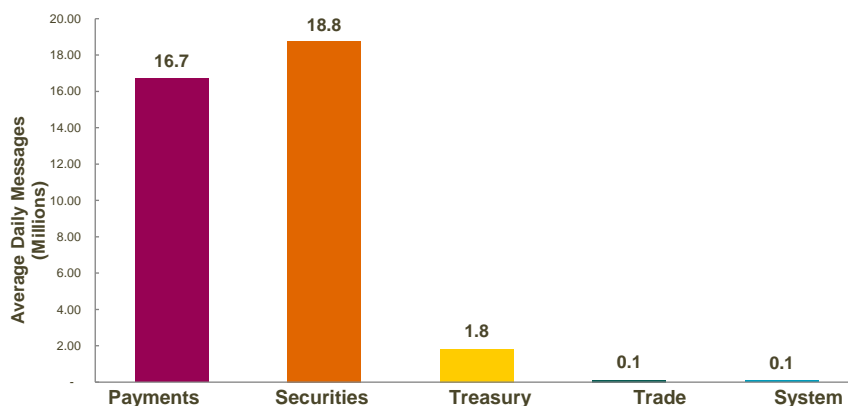
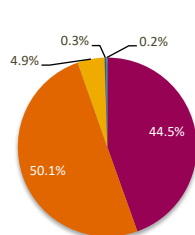
FileAct Growth (July 2020 YTD)

SWIFTNet FileAct Traffic by Month



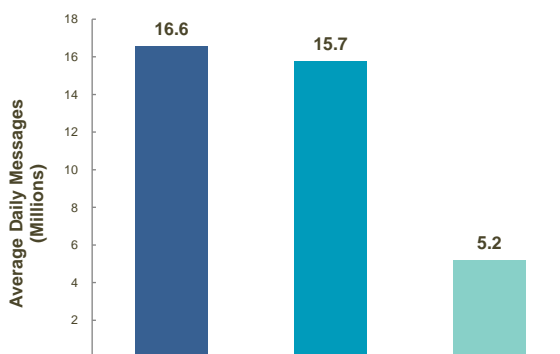
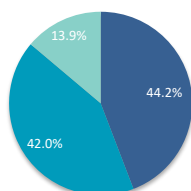
SWIFTNet FIN

Distribution by Market



	Payments	Securities	Treasury	Trade	System	Grand Total
Total Messages	2,449,737,950	2,755,464,684	267,571,738	16,765,706	10,730,654	5,500,270,732
YTD Average Daily Messages	16,693,274	18,776,591	1,823,317	114,247	73,122	37,480,550
Weight	44.5%	50.1%	4.9%	0.3%	0.2%	100.0%
YTD Growth (*)	1.7%	20.3%	22.7%	-15.4%	-14.2%	11.2%
Contribution to Growth (*)	7.5%	84.3%	9.0%	-0.6%	-0.3%	100.0%

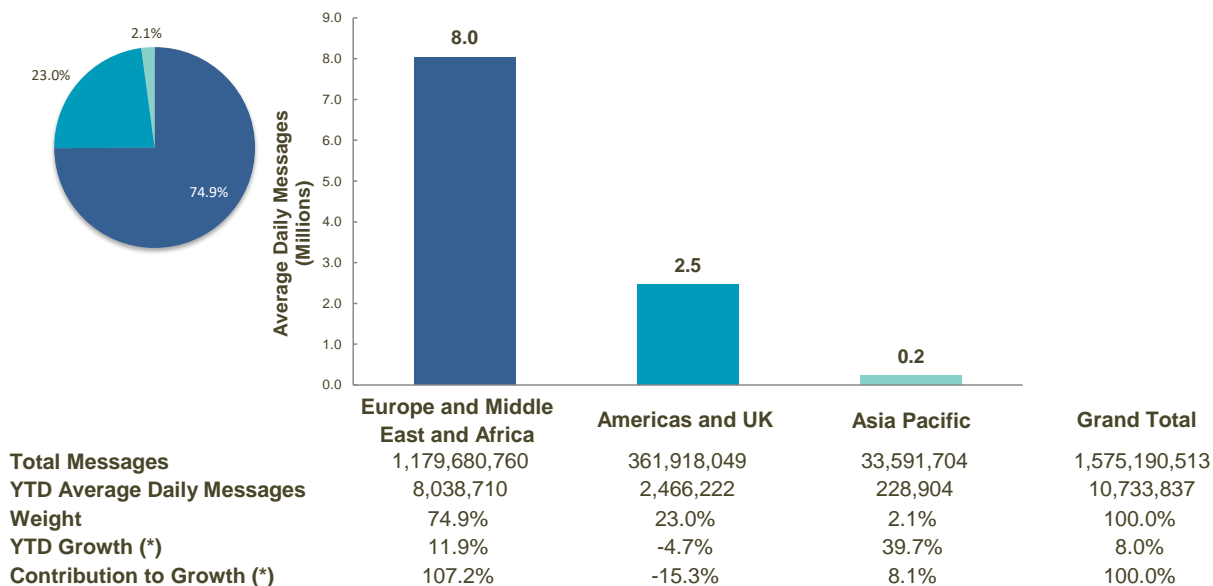
Distribution by Region



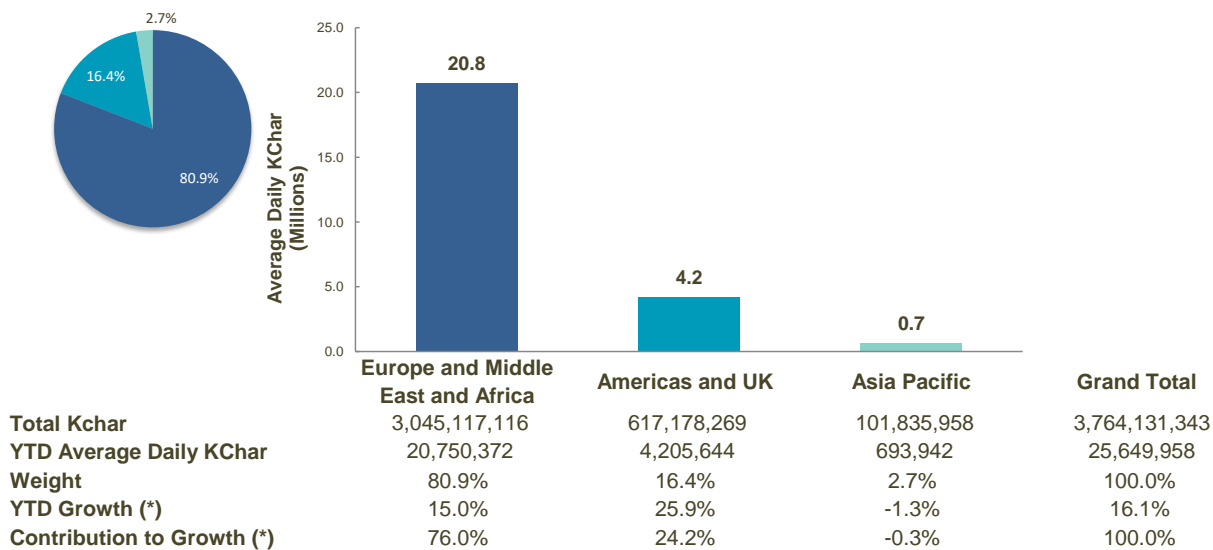
	Europe, Middle East & Africa	Americas and UK	Asia Pacific	Grand Total
Total Messages	2,429,615,037	2,308,765,041	761,890,654	5,500,270,732
YTD Average Daily Messages	16,556,150	15,732,641	5,191,759	37,480,550
Weight	44.2%	42.0%	13.9%	100.0%
YTD Growth (*)	8.7%	14.6%	9.2%	11.2%
Contribution to Growth (*)	35.2%	53.2%	11.6%	100.0%

(*) Growth adjusted to business days (146.75 in 2020 vs 146.35 in 2019)

SWIFTNet InterAct



SWIFTNet FileAct



(*) Growth adjusted to business days (146.75 in 2020 vs 146.35 in 2019)

