




SWIFT IN FIGURES

June 2020 YTD



Key Highlights June 2020 YTD

SWIFTNet FIN

4,702,844,258

Total FIN Messages (June 2020 YTD)

43,863,799

FIN Messages Peak Day on 17 March 2020

37,910,877

Average FIN Messages (June 2020 YTD)

38,039,170

Average FIN Messages (June 2020)

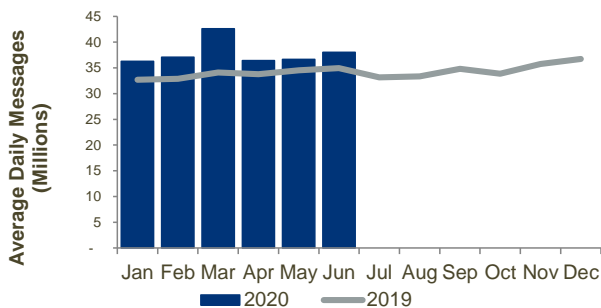
12.1%

FIN Growth (June 2020 YTD)

SWIFTNET FIN Customer Base June 2020

Live countries	> 200
Live members	2,386
Live sub-members	3,178
Live participants	5,969
Total live users	11,533

SWIFTNet FIN Traffic by Month



SWIFTNet InterAct

1,391,283,360

Total InterAct Messages (June 2020 YTD)

11,215,505

Average InterAct Messages (June 2020 YTD)

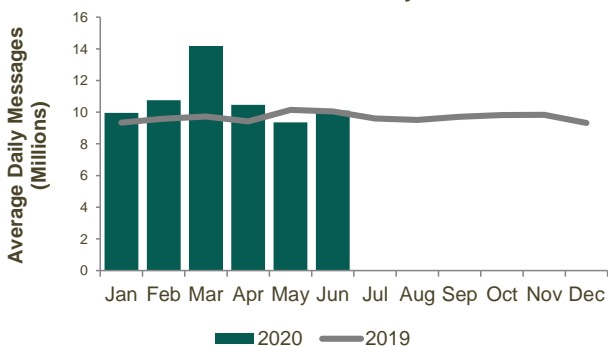
10,101,141

Average InterAct Messages (June 2020)

12.6%

InterAct Growth (June 2020 YTD)

SWIFTNet InterAct Traffic by Month



SWIFTNet FileAct

3,136,399,949

Total FileAct KChar (June 2020 YTD)

25,283,353

Average FileAct KChar (June 2020 YTD)

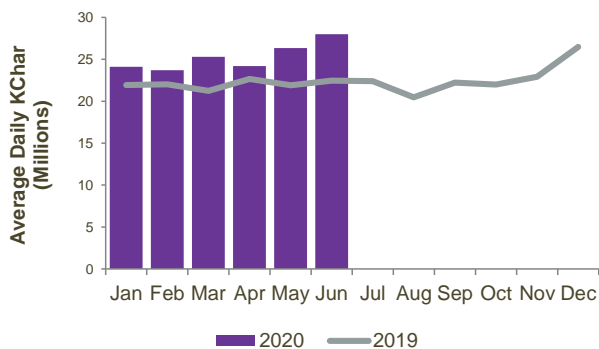
27,986,884

Average FileAct KChar (June 2020)

14.8%

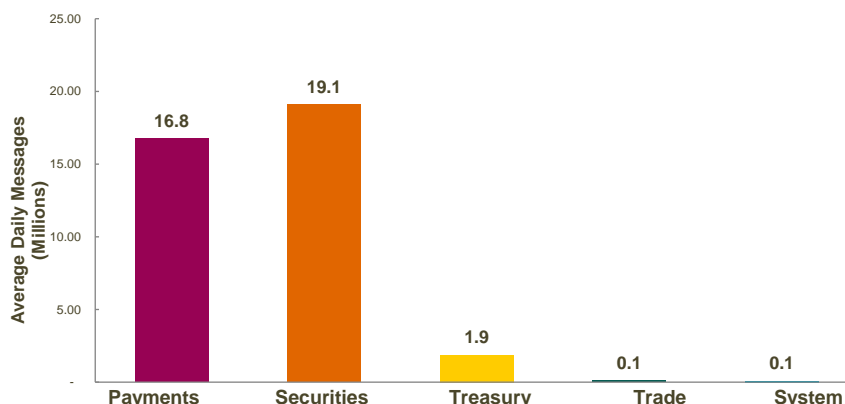
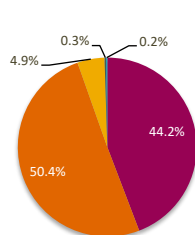
FileAct Growth (June 2020 YTD)

SWIFTNet FileAct Traffic by Month



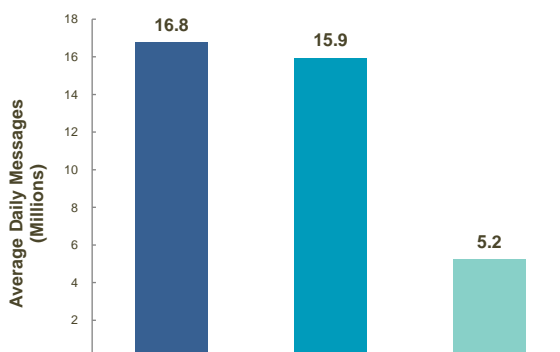
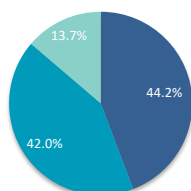
SWIFTNet FIN

Distribution by Market



	Payments	Securities	Treasury	Trade	System	Grand Total
Total Messages	2,078,424,894	2,370,201,243	230,839,347	14,195,303	9,183,471	4,702,844,258
YTD Average Daily Messages	16,754,735	19,106,822	1,860,857	114,432	74,030	37,910,877
Weight	44.2%	50.4%	4.9%	0.3%	0.2%	100.0%
YTD Growth (*)	2.1%	21.7%	25.0%	-15.7%	-11.7%	12.1%
Contribution to Growth (*)	8.3%	83.3%	9.1%	-0.5%	-0.2%	100.0%

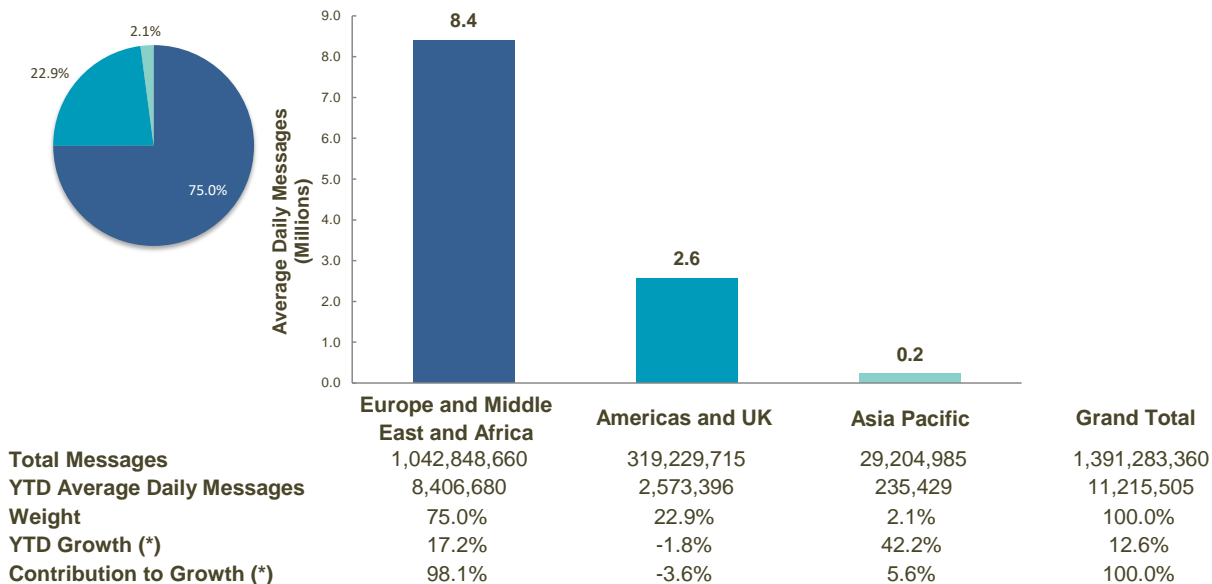
Distribution by Region



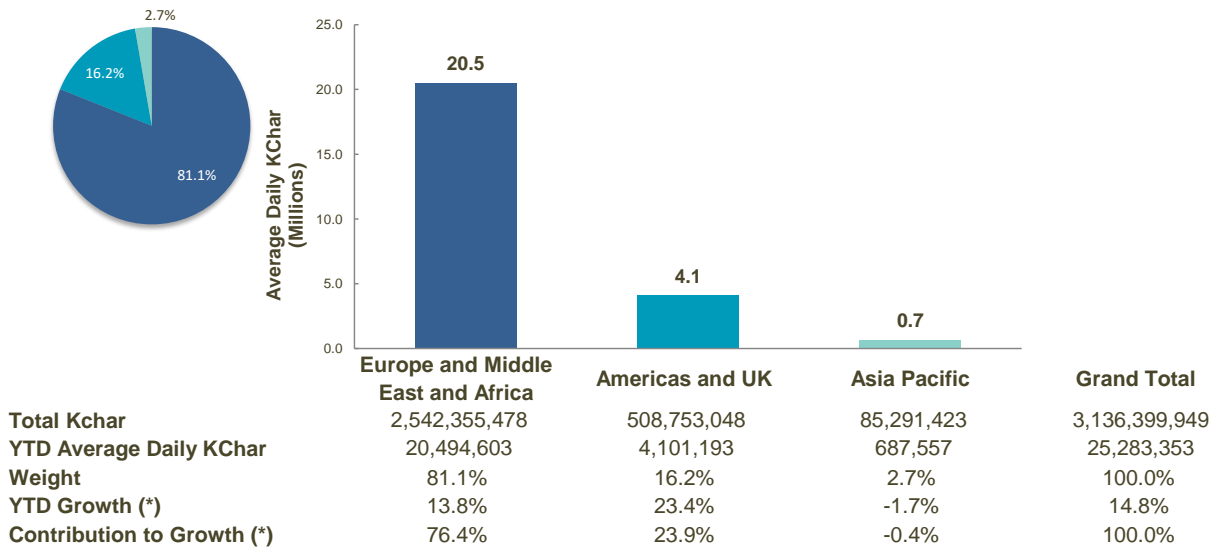
	Europe, Middle East & Africa	Americas and UK	Asia Pacific	Grand Total
Total Messages	2,080,465,241	1,975,833,385	646,545,632	4,702,844,258
YTD Average Daily Messages	16,771,183	15,927,718	5,211,976	37,910,877
Weight	44.2%	42.0%	13.7%	100.0%
YTD Growth (*)	10.1%	15.4%	8.9%	12.1%
Contribution to Growth (*)	37.5%	52.1%	10.4%	100.0%

(*) Growth adjusted to business days (124.05 in 2020 vs 123.7 in 2019)

SWIFTNet InterAct



SWIFTNet FileAct



(*) Growth adjusted to business days (124.05 in 2020 vs 123.7 in 2019)

