




SWIFT IN FIGURES

April 2020 YTD



Key Highlights April 2020 YTD

SWIFTNet FIN

3,168,373,500

Total FIN Messages (April 2020 YTD)

43,863,799

FIN Messages Peak Day on 28 February 2020

38,173,175

Average FIN Messages (April 2020 YTD)

36,428,287

Average FIN Messages (April 2020)

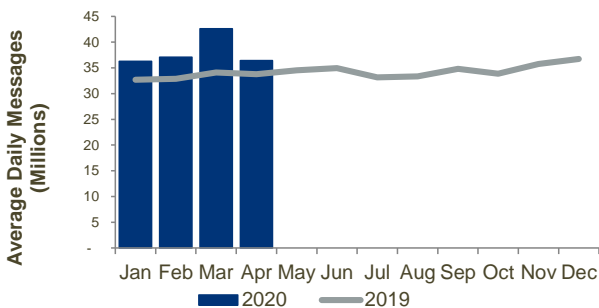
14.4%

FIN Growth (April 2020 YTD)

SWIFTNET FIN Customer Base April 2020

Live countries	> 200
Live members	2,393
Live sub-members	3,188
Live participants	5,926
Total live users	11,507

SWIFTNet FIN Traffic by Month



SWIFTNet InterAct

967,985,210

Total InterAct Messages (April 2020 YTD)

11,662,472

Average InterAct Messages (April 2020 YTD)

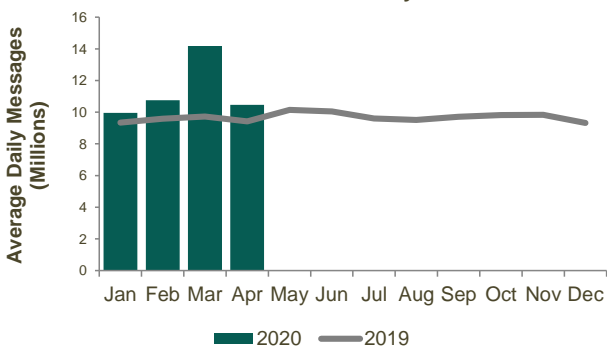
10,465,619

Average InterAct Messages (April 2020)

19.5%

InterAct Growth (April 2020 YTD)

SWIFTNet InterAct Traffic by Month



SWIFTNet FileAct

2,020,125,590

Total FileAct KChar (April 2020 YTD)

24,338,863

Average FileAct KChar (April 2020 YTD)

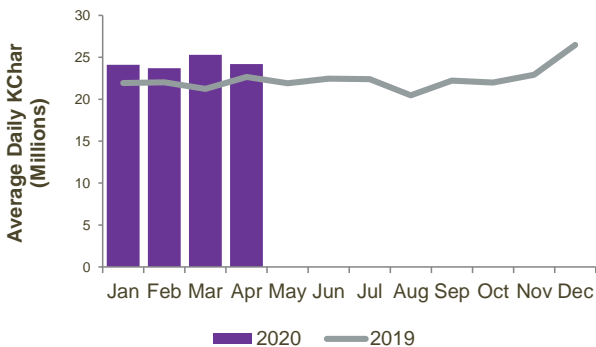
24,190,716

Average FileAct KChar (April 2020)

10.8%

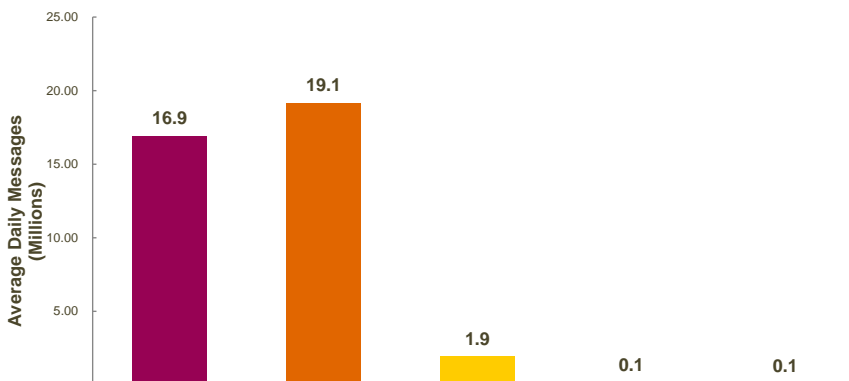
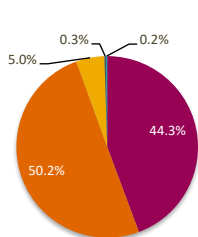
FileAct Growth (April 2020 YTD)

SWIFTNet FileAct Traffic by Month



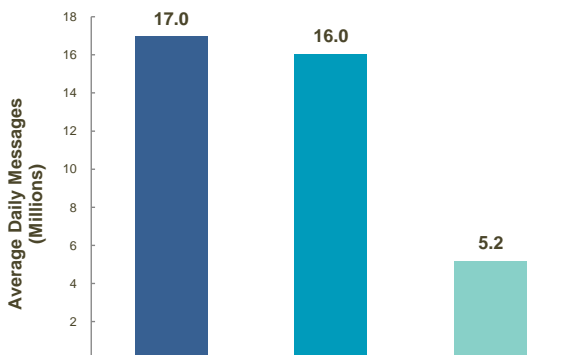
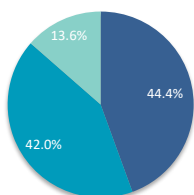
SWIFTNet FIN

Distribution by Market



	Payments	Securities	Treasury	Trade	System	Grand Total
Total Messages	1,404,203,877	1,589,078,219	159,251,294	9,658,627	6,181,483	3,168,373,500
YTD Average Daily Messages	16,918,119	19,145,521	1,918,690	116,369	74,476	38,173,175
Weight	44.3%	50.2%	5.0%	0.3%	0.2%	100.0%
YTD Growth (*)	3.8%	23.9%	37.4%	-15.3%	-12.0%	14.4%
Contribution to Growth (*)	13.0%	76.8%	10.9%	-0.4%	-0.2%	100.0%

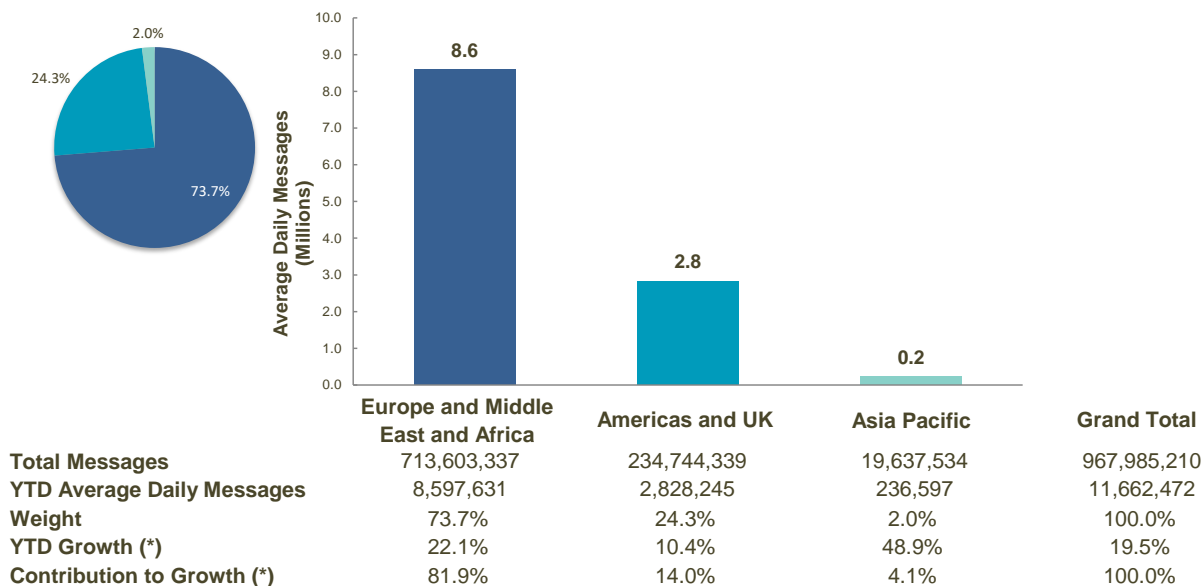
Distribution by Region



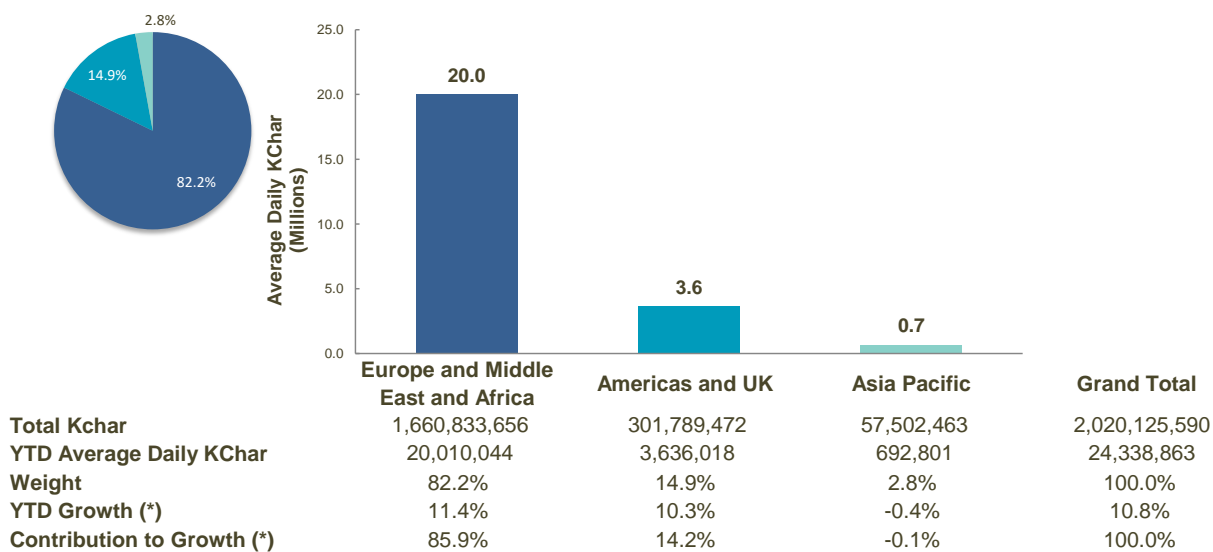
	Europe, Middle East & Africa	Americas and UK	Asia Pacific	Grand Total
Total Messages	1,407,893,902	1,330,738,668	429,740,930	3,168,373,500
YTD Average Daily Messages	16,962,577	16,032,996	5,177,602	38,173,175
Weight	44.4%	42.0%	13.6%	100.0%
YTD Growth (*)	12.6%	18.3%	9.1%	14.4%
Contribution to Growth (*)	39.4%	51.6%	9.0%	100.0%

(*) Growth adjusted to business days (83 in 2020 vs 82.4 in 2019)

SWIFTNet InterAct



SWIFTNet FileAct



(*) Growth adjusted to business days (83 in 2020 vs 82.4 in 2019)

