




SWIFT IN FIGURES

October 2019 YTD



Key Highlights
October 2019 YTD

SWIFTNet FIN

7,027,255,617

Total FIN Messages (October 2019 YTD)

36,728,165

FIN Messages Peak Day on 31 October 2019

33,217,942

Average FIN Messages (October 2019 YTD)

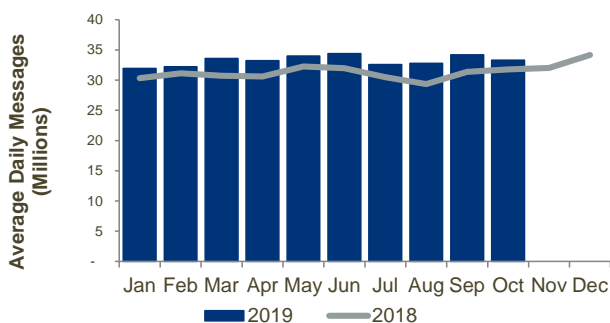
33,316,494

Average FIN Messages (October 2019)

7.2%

FIN Growth (October 2019 YTD)

SWIFTNet FIN Traffic by Month



SWIFTNET FIN Customer Base October 2019

Live countries	> 200
Live members	2,400
Live sub-members	3,215
Live participants	5,841
Total live users	11,456

SWIFTNet InterAct

2,099,871,416

Total InterAct Messages (October 2019 YTD)

9,926,123

Average InterAct Messages (October 2019 YTD)

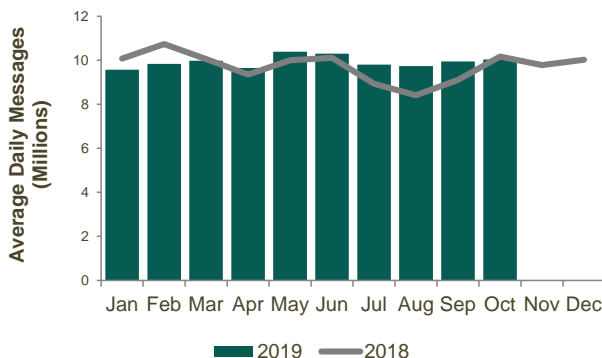
10,036,107

Average InterAct Messages (October 2019)

2.5%

InterAct Growth (October 2019 YTD)

SWIFTNet InterAct Traffic by Month



SWIFTNet FileAct

4,602,451,449

Total FileAct Kchar (October 2019 YTD)

21,755,857

Average FileAct KChar (October 2019 YTD)

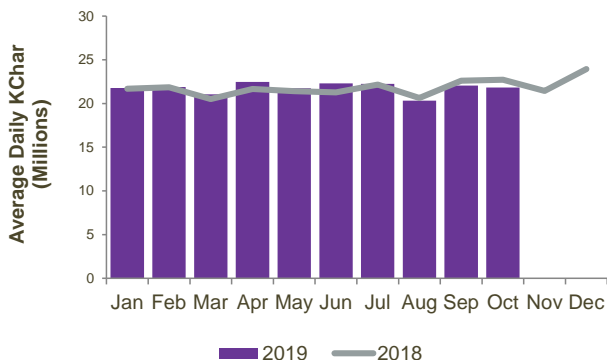
21,820,655

Average FileAct KChar (October 2019)

0.5%

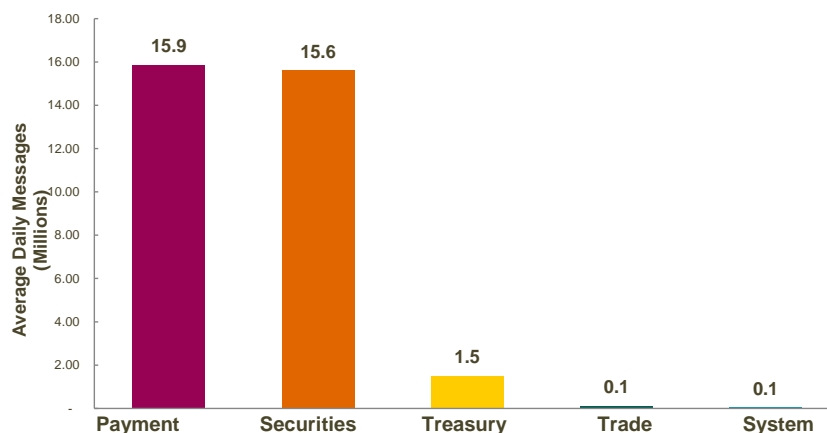
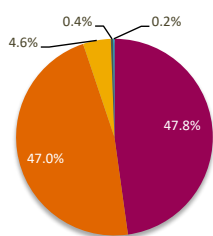
FileAct Growth (October 2019 YTD)

SWIFTNet FileAct Traffic by Month



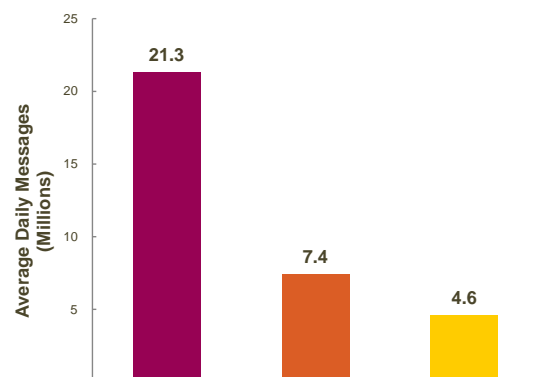
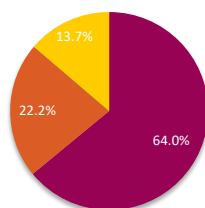
SWIFTNet FIN

Distribution by Market



	Payment	Securities	Treasury	Trade	System	Grand Total
Total Messages	3,359,293,997	3,305,039,173	321,273,539	27,954,512	13,694,396	7,027,255,617
YTD Average Daily Messages	15,879,433	15,622,969	1,518,665	132,141	64,734	33,217,942
Weight	47.8%	47.0%	4.6%	0.4%	0.2%	100.0%
YTD Growth (*)	5.1%	9.2%	12.1%	-11.8%	-4.2%	7.2%
Contribution to Growth (*)	34.3%	59.2%	7.3%	-0.8%	-0.1%	100.0%

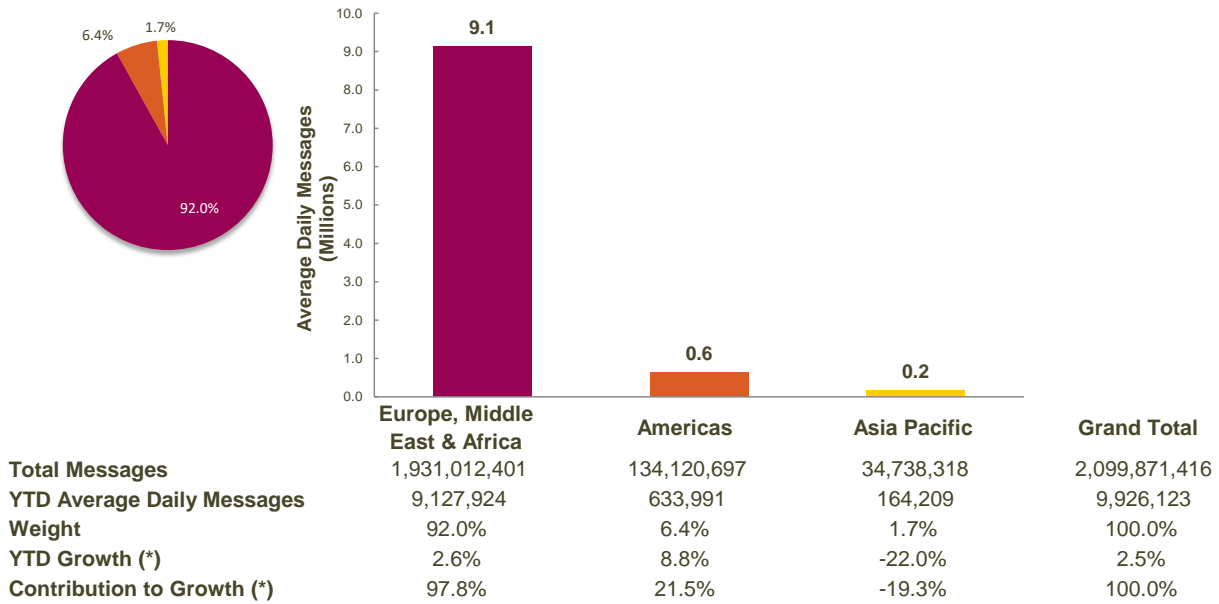
Distribution by Region



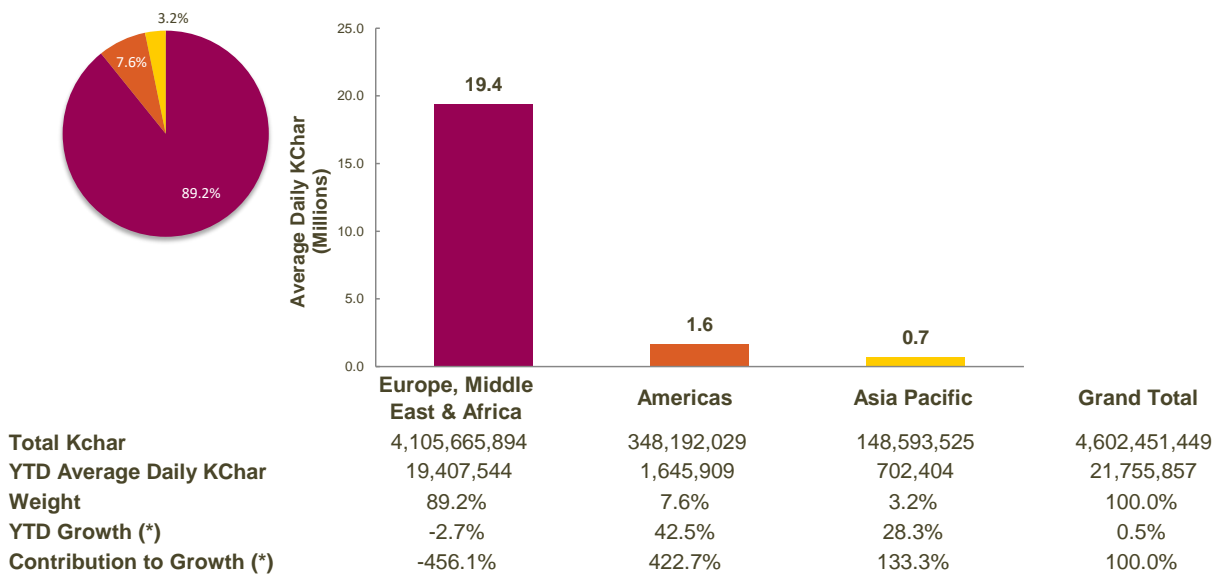
	Europe, Middle East & Africa	Americas	Asia Pacific	Grand Total
Total Messages	4,500,199,997	1,561,051,893	966,003,727	7,027,255,617
YTD Average Daily Messages	21,272,512	7,379,116	4,566,314	33,217,942
Weight	64.0%	22.2%	13.7%	100.0%
YTD Growth (*)	7.0%	9.9%	4.1%	7.2%
Contribution to Growth (*)	62.1%	29.9%	8.1%	100.0%

(*) Growth adjusted to business days (211.55 in 2019 vs 211.35 in 2018)

SWIFTNet InterAct



SWIFTNet FileAct



(*) Growth adjusted to business days (211.55 in 2019 vs 211.35 in 2018)

