




SWIFT IN FIGURES

August 2019 YTD



Key Highlights August 2019 YTD

SWIFTNet FIN

5,563,398,194

Total FIN Messages (August 2019 YTD)

36,336,712

FIN Messages Peak Day on 28 February 2019

33,085,924

Average FIN Messages (August 2019 YTD)

32,793,970

Average FIN Messages (August 2019)

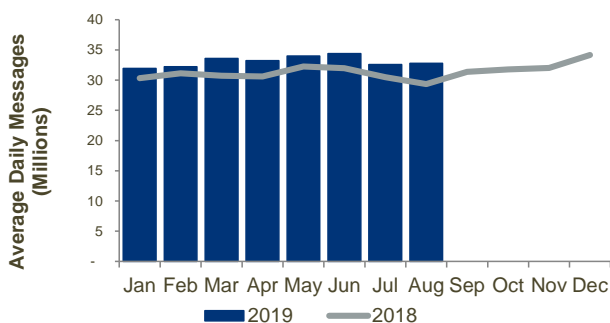
7.3%

FIN Growth (August 2019 YTD)

SWIFTNET FIN Customer Base August 2019

Live countries	> 200
Live members	2,404
Live sub-members	3,229
Live participants	5,799
Total live users	11,432

SWIFTNet FIN Traffic by Month



SWIFTNet InterAct

1,666,147,277

Total InterAct Messages (August 2019 YTD)

9,908,696

Average InterAct Messages (August 2019 YTD)

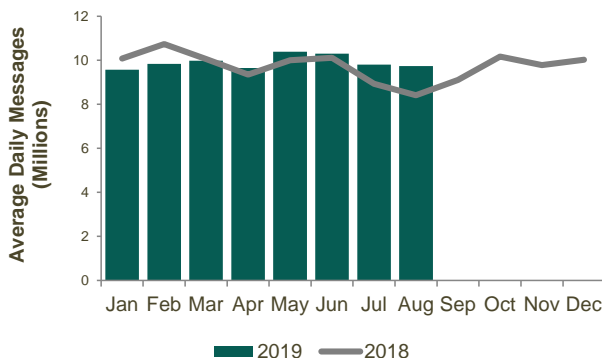
9,740,608

Average InterAct Messages (August 2019)

2.3%

InterAct Growth (August 2019 YTD)

SWIFTNet InterAct Traffic by Month



SWIFTNet FileAct

3,650,528,662

Total FileAct Kchar (August 2019 YTD)

21,709,953

Average FileAct KChar (August 2019 YTD)

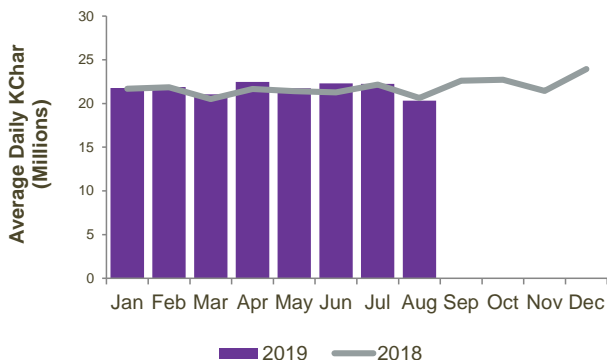
20,322,798

Average FileAct KChar (August 2019)

1.5%

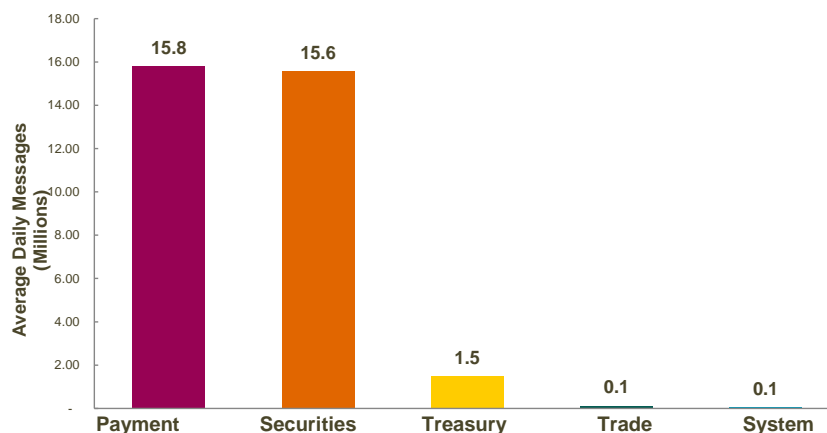
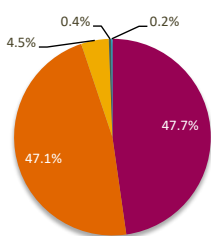
FileAct Growth (August 2019 YTD)

SWIFTNet FileAct Traffic by Month



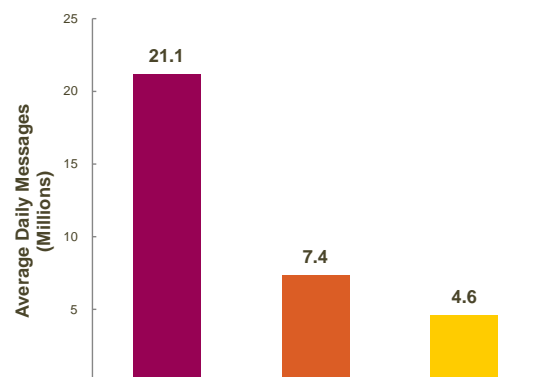
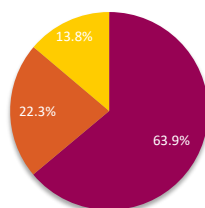
SWIFTNet FIN

Distribution by Market



	Payment	Securities	Treasury	Trade	System	Grand Total
Total Messages	2,656,158,868	2,620,979,231	252,951,233	22,361,026	10,947,836	5,563,398,194
YTD Average Daily Messages	15,796,366	15,587,150	1,504,319	132,983	65,108	33,085,924
Weight	47.7%	47.1%	4.5%	0.4%	0.2%	100.0%
YTD Growth (*)	5.1%	9.5%	11.4%	-11.7%	-2.2%	7.3%
Contribution to Growth (*)	34.0%	60.0%	6.8%	-0.8%	-0.1%	100.0%

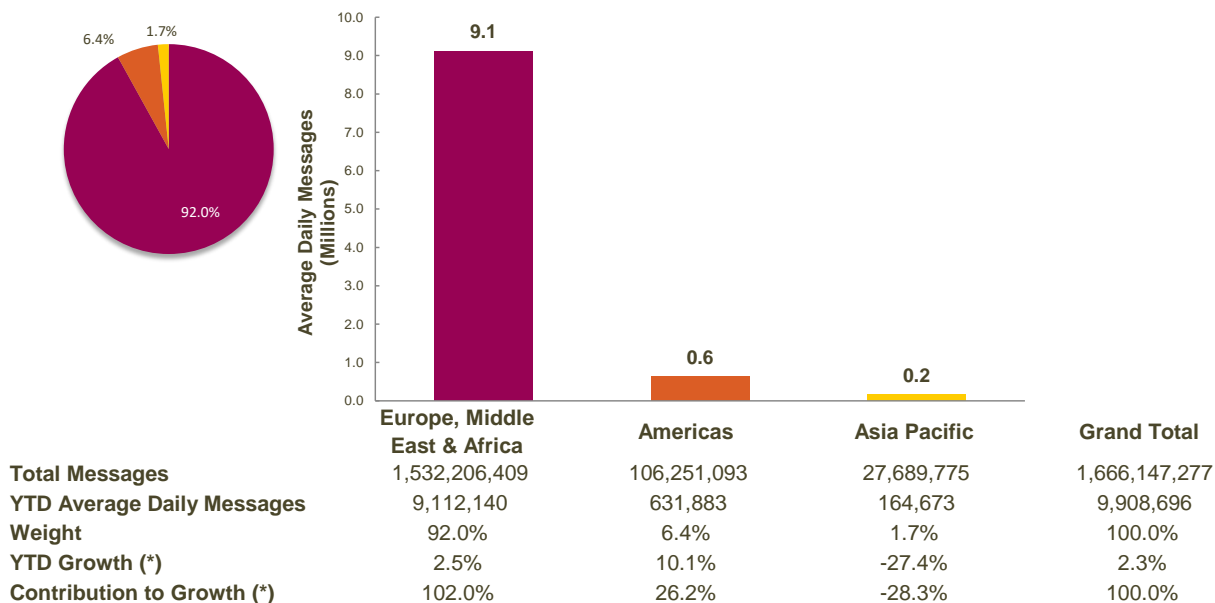
Distribution by Region



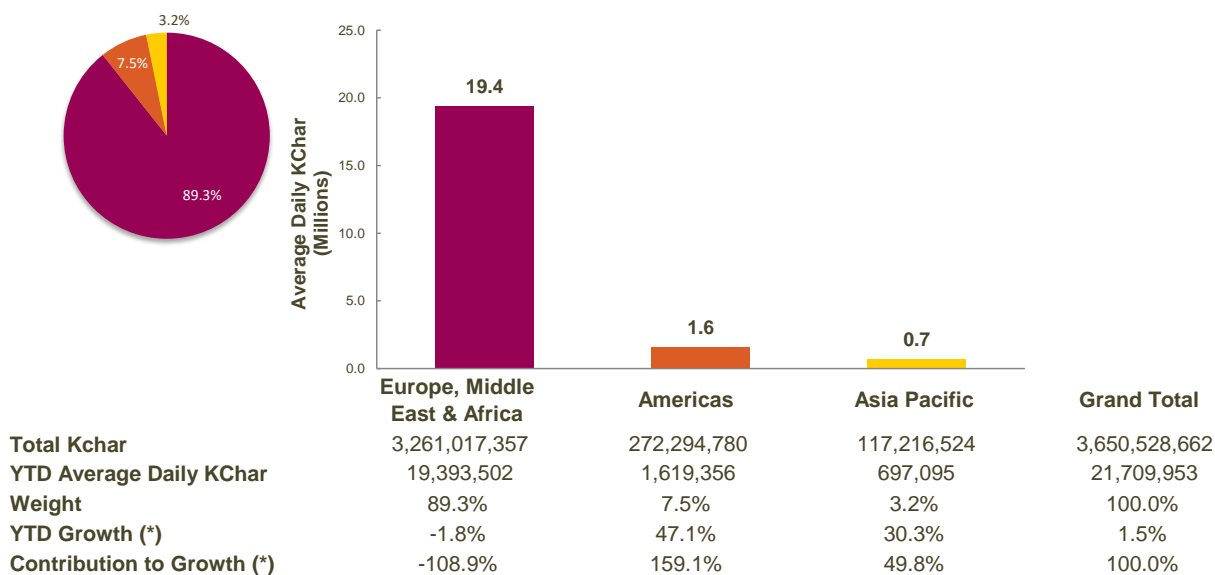
	Europe, Middle East & Africa	Americas	Asia Pacific	Grand Total
Total Messages	3,555,898,618	1,237,977,258	769,522,318	5,563,398,194
YTD Average Daily Messages	21,147,182	7,362,339	4,576,404	33,085,924
Weight	63.9%	22.3%	13.8%	100.0%
YTD Growth (*)	6.7%	10.4%	4.9%	7.3%
Contribution to Growth (*)	59.4%	31.0%	9.6%	100.0%

(*) Growth adjusted to business days (168.15 in 2019 vs 168.9 in 2018)

SWIFTNet InterAct



SWIFTNet FileAct



(*) Growth adjusted to business days (168.15 in 2019 vs 168.9 in 2018)

