




## SWIFT IN FIGURES

March 2019 YTD



## Key Highlights

### March 2019 YTD

#### SWIFTNet FIN

**2,011,035,429**

Total FIN Messages (March 2019 YTD)

**36,336,712**

FIN Messages Peak Day on 28 February 2019

**32,593,767**

Average FIN Messages (March 2019 YTD)

**33,577,293**

Average FIN Messages (March 2019)

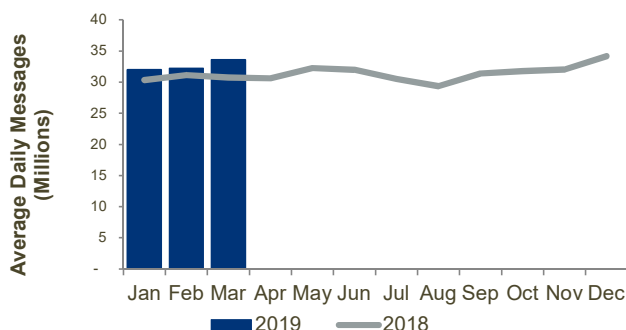
**6.1%**

FIN Growth (March 2019 YTD)

#### SWIFTNET FIN Customer Base March 2019

Live countries	> 200
Live members	2,424
Live sub-members	3,254
Live participants	5,689
Total live users	11,367

SWIFTNet FIN Traffic by Month



#### SWIFTNet InterAct

**604,542,554**

Total InterAct Messages (March 2019 YTD)

**9,798,096**

Average InterAct Messages (March 2019 YTD)

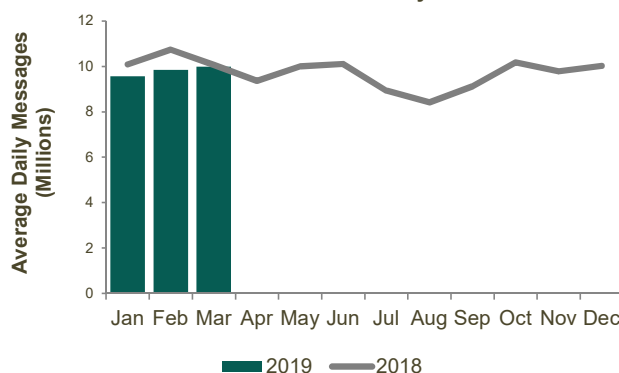
**9,986,069**

Average InterAct Messages (March 2019)

**-4.7%**

InterAct Growth (March 2019 YTD)

SWIFTNet InterAct Traffic by Month



#### SWIFTNet FileAct

**1,330,036,963**

Total FileAct KChar (March 2019 YTD)

**21,556,515**

Average FileAct KChar (March 2019 YTD)

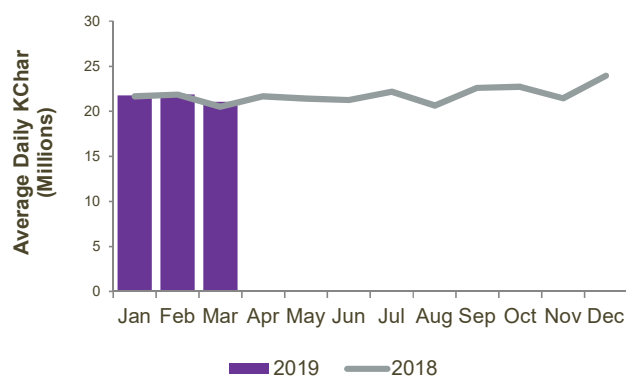
**21,050,820**

Average FileAct KChar (March 2019)

**1.1%**

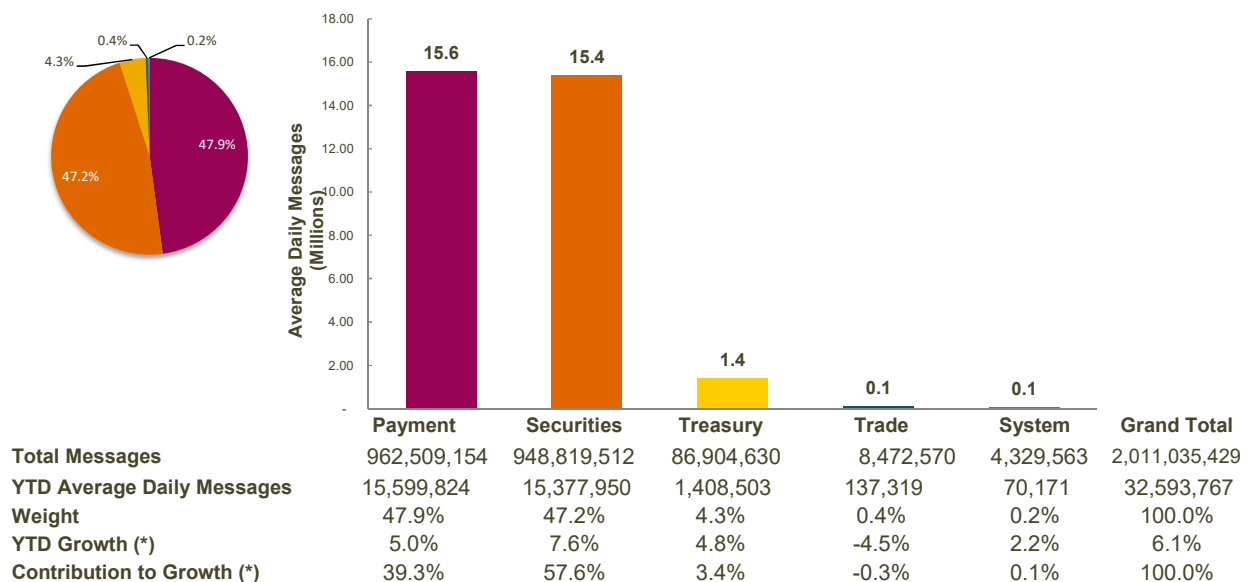
FileAct Growth (March 2019 YTD)

SWIFTNet FileAct Traffic by Month

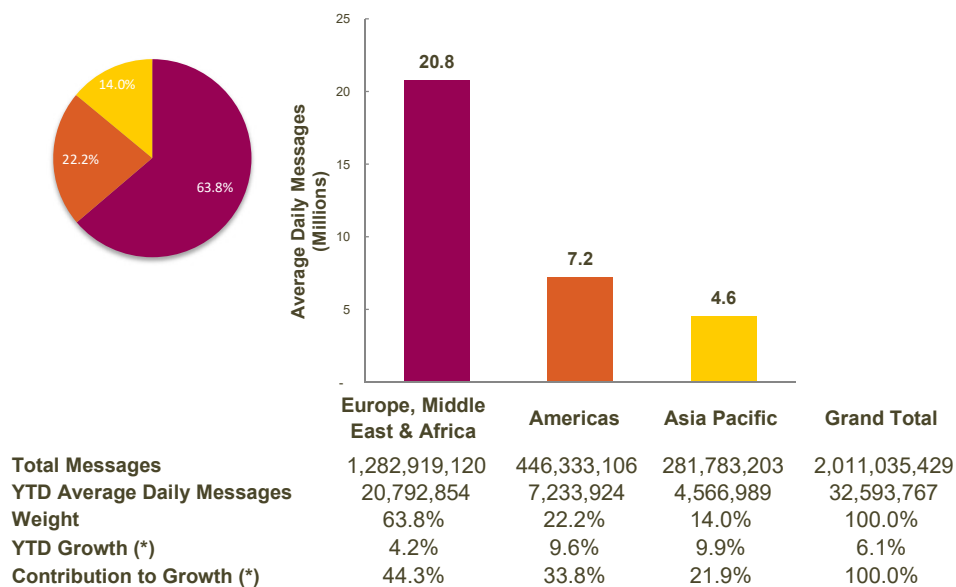


## SWIFTNet FIN

### Distribution by Market

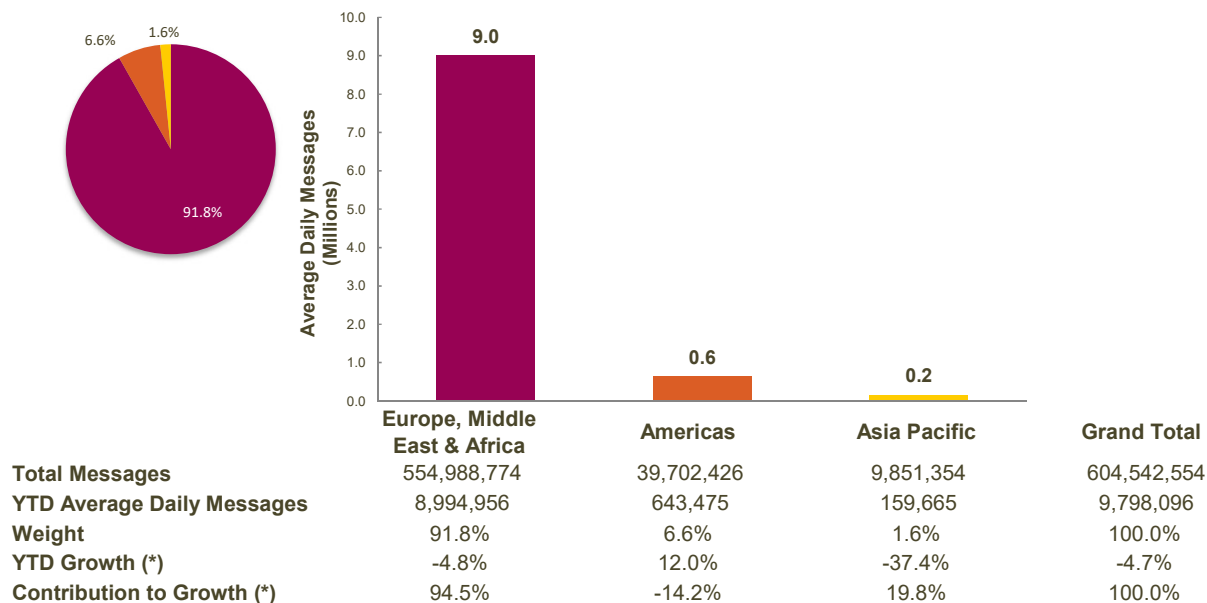


### Distribution by Region

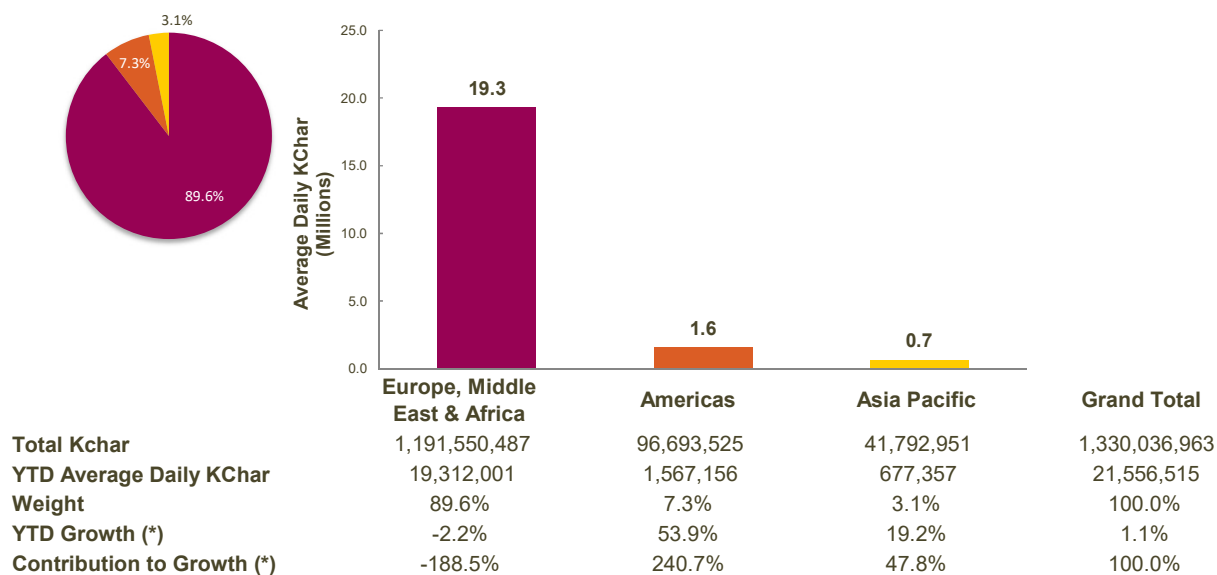


(\*) Growth adjusted to business days (61.7 in 2019 vs 61.95 in 2018)

## SWIFTNet InterAct



## SWIFTNet FileAct



(\*) Growth adjusted to business days (61.7 in 2019 vs 61.95 in 2018)

