




SWIFT IN FIGURES
February 2019 YTD



Key Highlights

February 2019 YTD

SWIFTNet FIN

1,304,233,414

Total FIN Messages (February 2019 YTD)

36,336,712

FIN Messages Peak Day on 28 February 2019

32,084,463

Average FIN Messages (February 2019 YTD)

32,223,770

Average FIN Messages (February 2019)

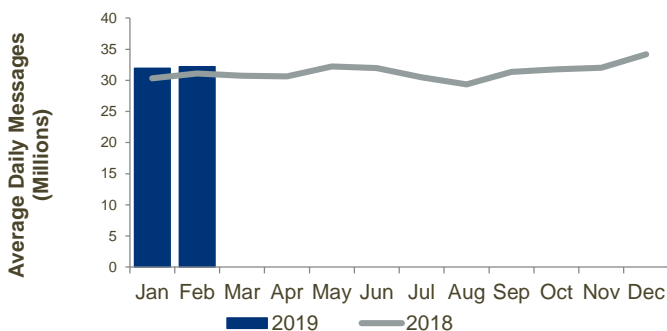
4.5%

FIN Growth (February 2019 YTD)

SWIFTNET FIN Customer Base February 2019

Live countries	> 200
Live members	2,428
Live sub-members	3,256
Live participants	5,645
Total live users	11,329

SWIFTNet FIN Traffic by Month



SWIFTNet InterAct

394,335,808

Total InterAct Messages (February 2019 YTD)

9,700,758

Average InterAct Messages (February 2019 YTD)

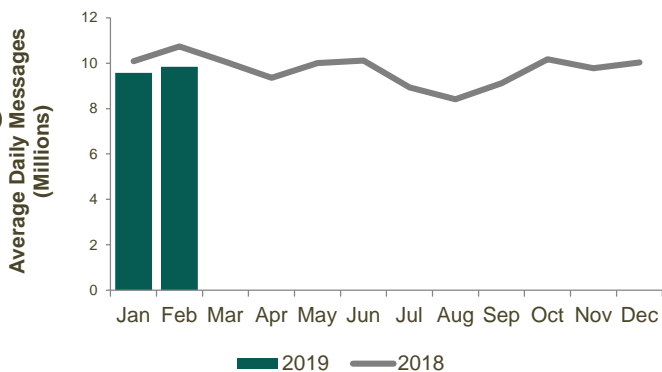
9,842,107

Average InterAct Messages (February 2019)

-6.7%

InterAct Growth (February 2019 YTD)

SWIFTNet InterAct Traffic by Month



SWIFTNet FileAct

886,917,208

Total FileAct KChar (February 2019 YTD)

21,818,382

Average FileAct KChar (February 2019 YTD)

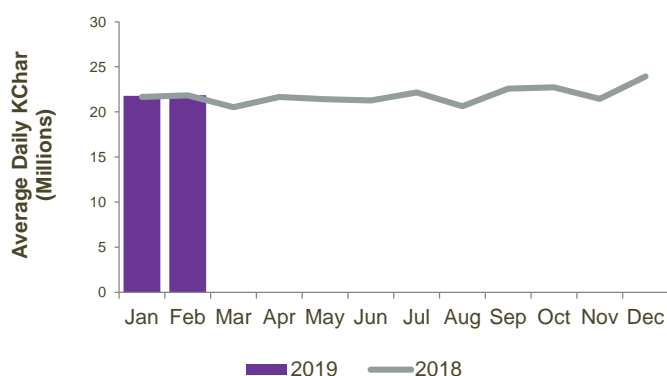
21,872,287

Average FileAct KChar (February 2019)

0.3%

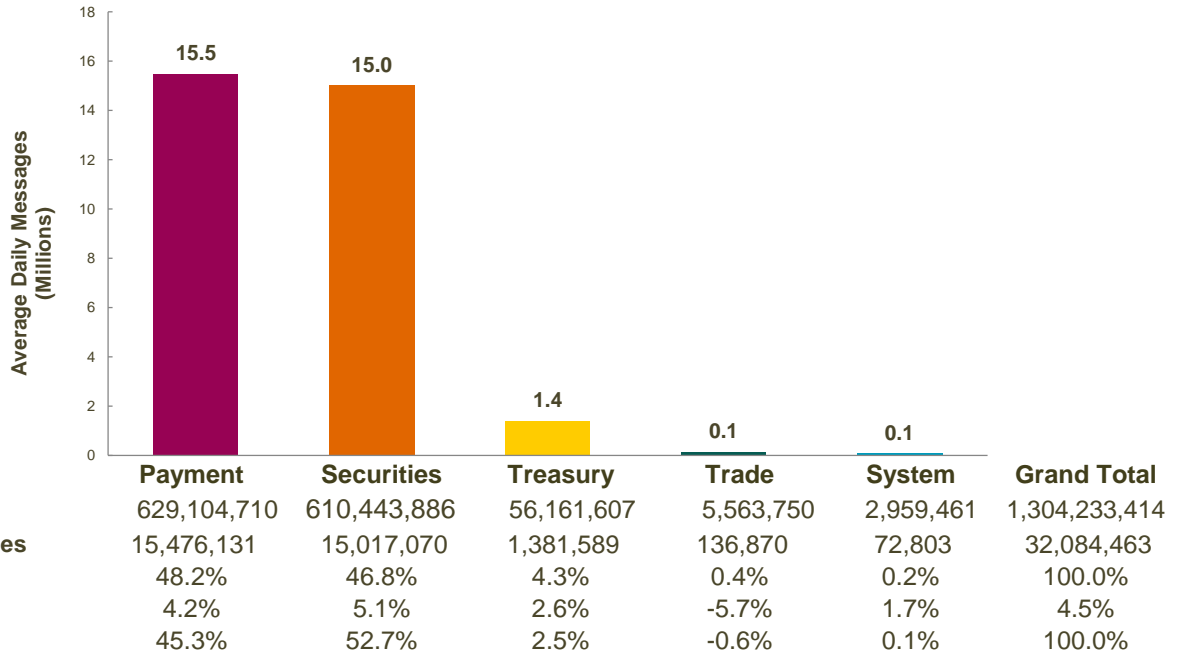
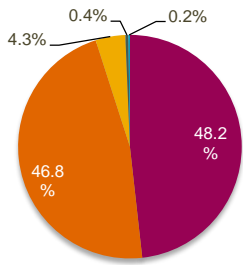
FileAct Growth (February 2019 YTD)

SWIFTNet FileAct Traffic by Month

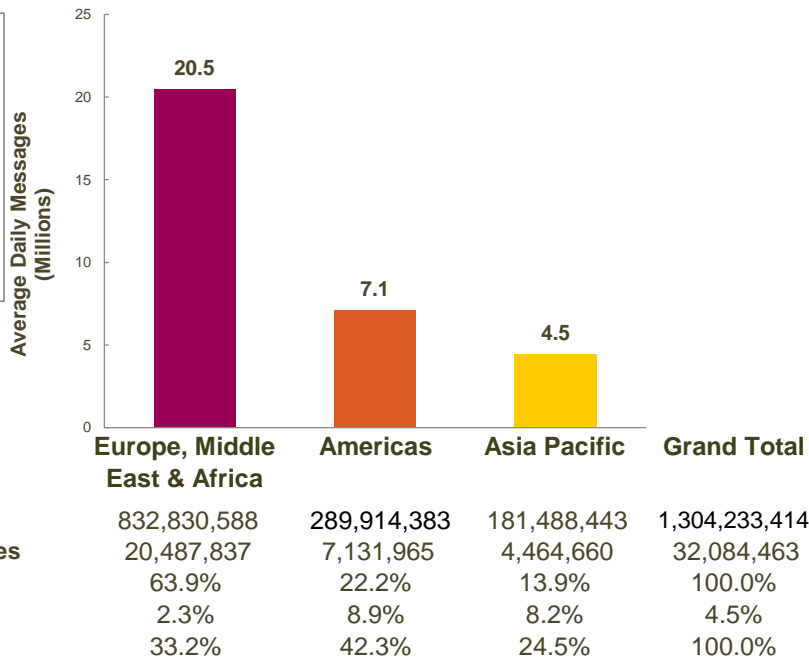
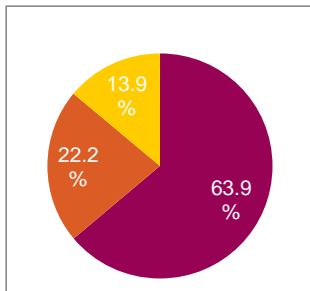


SWIFTNet FIN

Distribution by Market

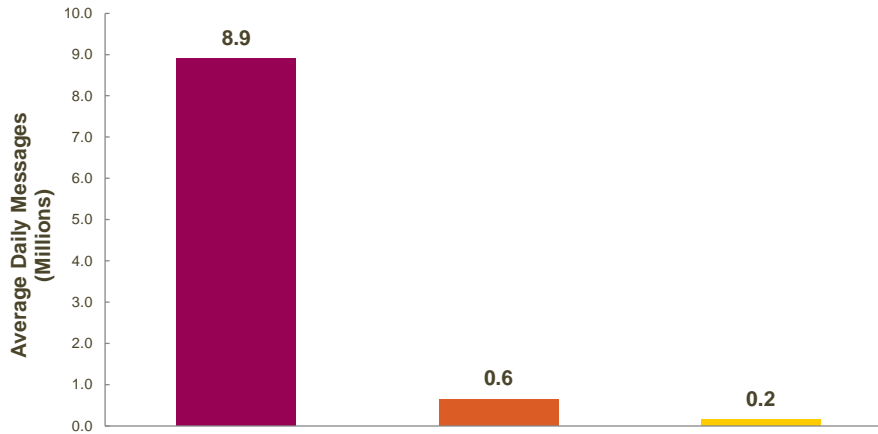
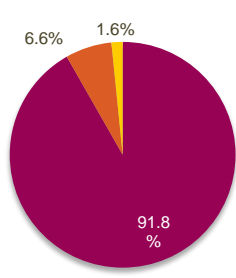


Distribution by Region



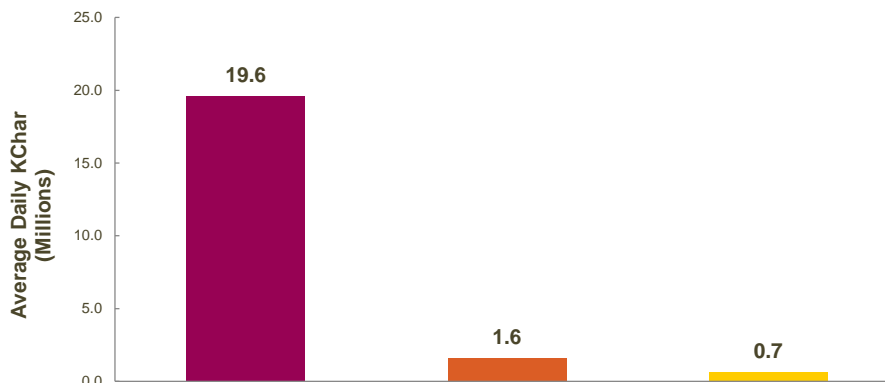
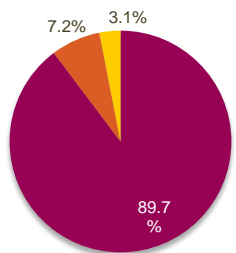
(*) Growth adjusted to business days (40.65 in 2019 vs 40.55 in 2018)

SWIFTNet InterAct



	Europe, Middle East & Africa	Americas	Asia Pacific	Grand Total
Total Messages	361,832,079	26,205,785	6,297,944	394,335,808
YTD Average Daily Messages	8,901,158	644,669	154,931	9,700,758
Weight	91.8%	6.6%	1.6%	100.0%
YTD Growth (*)	-7.2%	16.0%	-38.5%	-6.7%
Contribution to Growth (*)	98.8%	-12.8%	14.0%	100.0%

SWIFTNet FileAct



	Europe, Middle East & Africa	Americas	Asia Pacific	Grand Total
Total Kchar	795,915,479	63,903,219	27,098,510	886,917,208
YTD Average Daily KChar	19,579,717	1,572,035	666,630	21,818,382
Weight	89.7%	7.2%	3.1%	100.0%
YTD Growth (*)	-2.8%	52.0%	13.8%	0.3%
Contribution to Growth (*)	-956.1%	918.3%	137.8%	100.0%

(*) Growth adjusted to business days (40.65 in 2019 vs 40.55 in 2018)

