




SWIFT IN FIGURES

December 2018 YTD



Key Highlights
December 2018 YTD

SWIFTNet FIN

7,873,626,879

Total FIN Messages (December 2018 YTD)

35,223,536

FIN Messages Peak Day on 31 May 2018

31,312,893

Average FIN Messages (December 2018 YTD)

34,162,598

Average FIN Messages (December 2018)

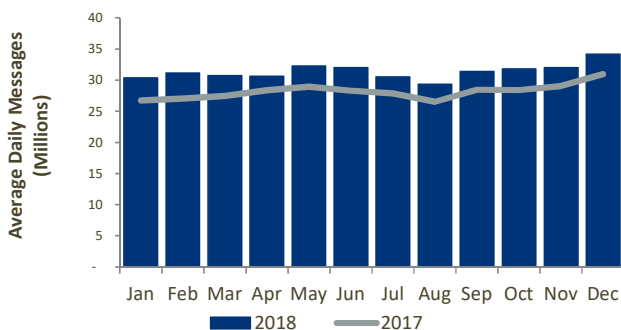
11.3%

FIN Growth (December 2018 YTD)

SWIFTNET FIN Customer Base December 2018

Live countries	> 200
Live members	2,440
Live sub-members	3,268
Live participants	5,616
Total live users	11,324

SWIFTNet FIN Traffic by Month



SWIFTNet InterAct

2,443,827,907

Total InterAct Messages (December 2018 YTD)

9,718,942

Average InterAct Messages (December 2018 YTD)

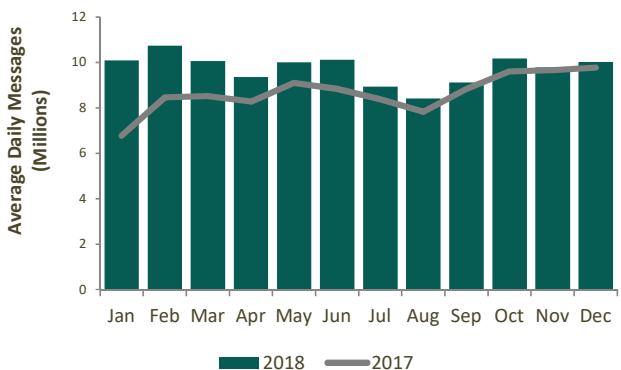
10,023,513

Average InterAct Messages (December 2018)

12.1%

InterAct Growth (December 2018 YTD)

SWIFTNet InterAct Traffic by Month



SWIFTNet FileAct

5,480,435,435

Total FileAct KChar (December 2018 YTD)

21,795,329

Average FileAct KChar (December 2018 YTD)

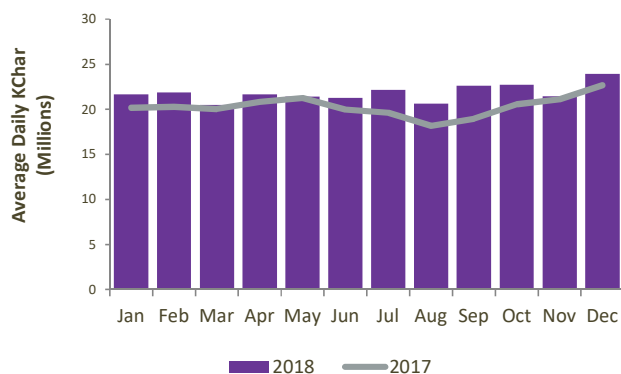
23,939,995

Average FileAct KChar (December 2018)

7.6%

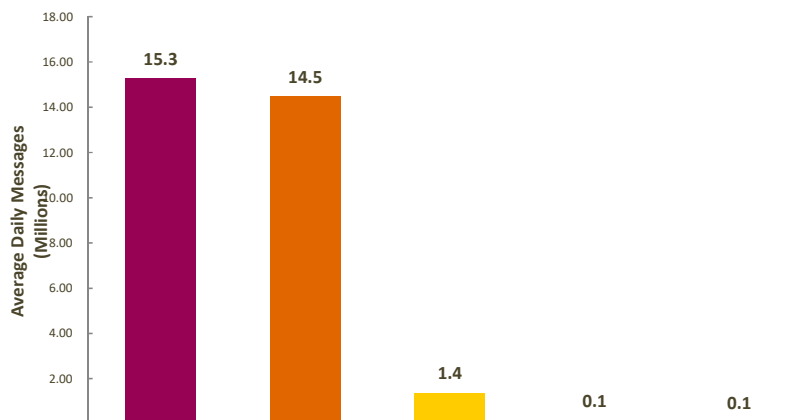
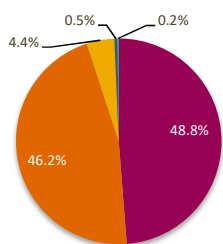
FileAct Growth (December 2018 YTD)

SWIFTNet FileAct Traffic by Month



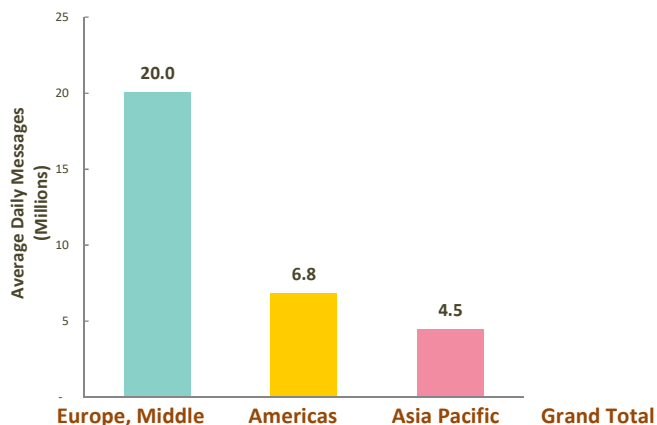
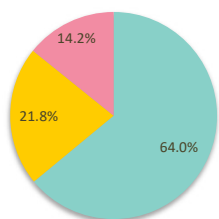
SWIFTNet FIN

Distribution by Market



	Payment	Securities	Treasury	Trade	System	Grand Total
Total Messages	3,840,010,820	3,635,528,064	343,328,987	37,545,966	17,213,042	7,873,626,879
YTD Average Daily Messages	15,271,469	14,458,254	1,365,397	149,318	68,455	31,312,893
Weight	48.8%	46.2%	4.4%	0.5%	0.2%	100.0%
YTD Growth (*)	10.2%	12.5%	12.6%	3.4%	-3.0%	11.3%
Contribution to Growth (*)	44.5%	50.6%	4.8%	0.2%	-0.1%	100.0%

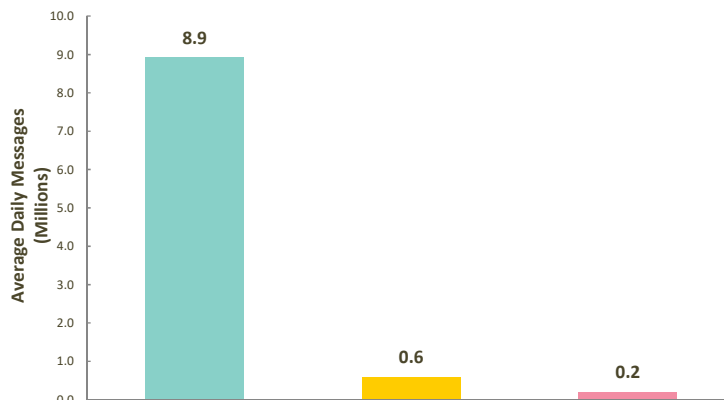
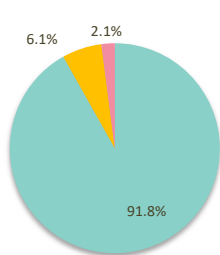
Distribution by Region



	Europe, Middle East & Africa	Americas	Asia Pacific	Grand Total
Total Messages	5,039,789,773	1,714,324,200	1,119,512,906	7,873,626,879
YTD Average Daily Messages	20,042,910	6,817,754	4,452,229	31,312,893
Weight	64.0%	21.8%	14.2%	100.0%
YTD Growth (*)	9.7%	13.1%	15.8%	11.3%
Contribution to Growth (*)	55.9%	24.9%	19.1%	100.0%

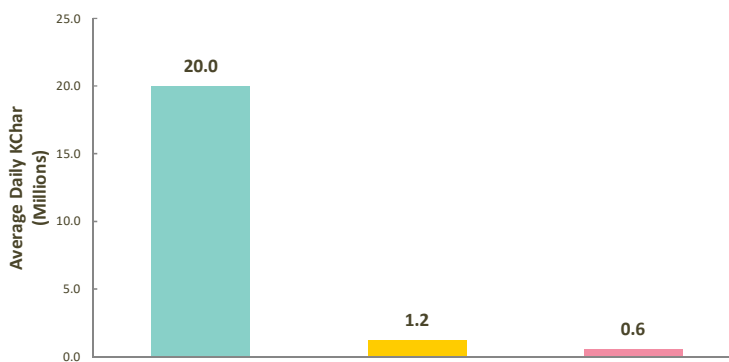
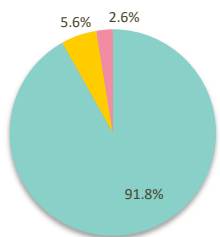
(*) Growth adjusted to business days (251.45 in 2018 vs 251.45 in 2017)

SWIFTNet InterAct



	Europe, Middle East & Africa	Americas	Asia Pacific	Grand Total
Total Messages	2,244,143,050	149,262,695	50,422,162	2,443,827,907
YTD Average Daily Messages	8,924,808	593,608	200,526	9,718,942
Weight	91.8%	6.1%	2.1%	100.0%
YTD Growth (*)	12.4%	8.2%	11.0%	12.1%
Contribution to Growth (*)	93.9%	4.3%	1.9%	100.0%

SWIFTNet FileAct



	Europe, Middle East & Africa	Americas	Asia Pacific	Grand Total
Total Kchar	5,033,202,301	306,678,854	140,554,280	5,480,435,435
YTD Average Daily KChar	20,016,712	1,219,641	558,975	21,795,329
Weight	91.8%	5.6%	2.6%	100.0%
YTD Growth (*)	6.8%	24.9%	3.0%	7.6%
Contribution to Growth (*)	83.0%	15.9%	1.1%	100.0%

(*) Growth adjusted to business days (251.45 in 2018 vs 251.45 in 2017)

