

SWIFT Business Intelligence **What's new, December 2018**

Content

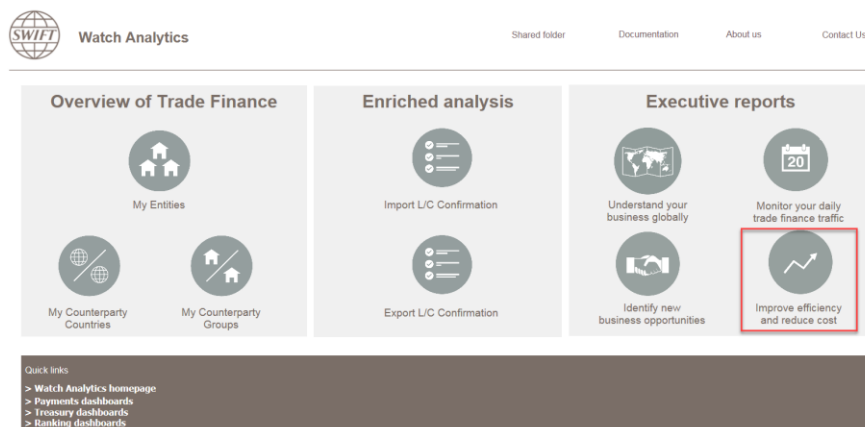
- [Watch Banking Insights – gpi flag in Cash & Payments dashboard](#)
- [Tip of the month: How can Trade Finance dashboards in Watch Banking Analytics Premium help you reduce costs and improve efficiency?](#)
- [Have you joined our LinkedIn Transaction Banking group?](#)

Watch Banking Insights – gpi flag in Cash & Payments dashboard

Our Watch Analytics solutions were recently enhanced with gpi flag, and this feature is now also available in Watch Banking Insights. Download the [quick guide](#) for more information and to get a complete view of the new gpi Adoption Tab in your Cash and Payments dashboard in Watch Banking Insights. For more information about our Watch Banking Insights offering, click [here](#).

Tip of the month: How can Trade Finance dashboards in Watch Banking Analytics Premium help you reduce costs and improve efficiency?

The **Improve efficiency and reduce cost** dashboard highlighted below is designed for banking operations and product/market managers operating in the Trade Finance space.

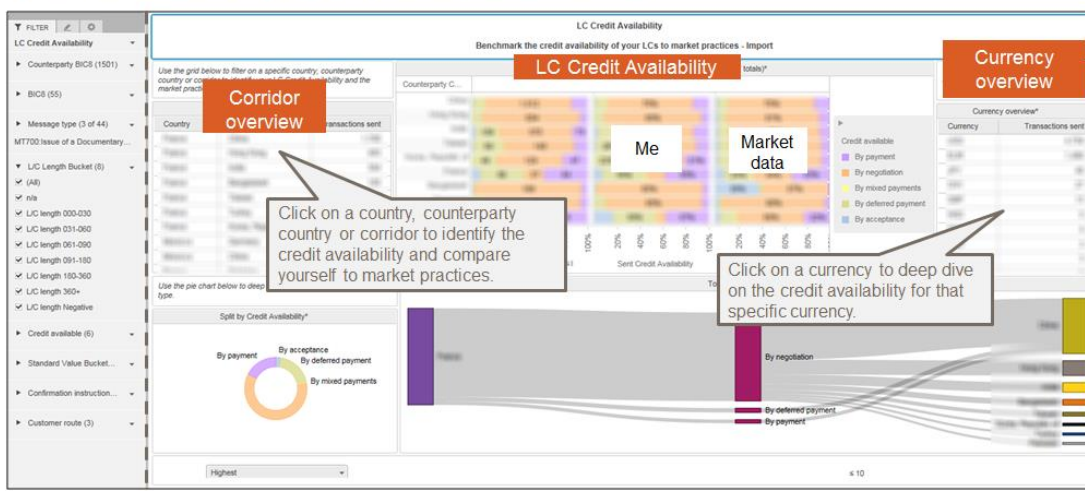


What's new, December 2018

The tool is helpful for users to know when the credit of letters of credit (LCs) they sent (Import) or received (Export) will be available. With these insights, financial institutions can assess and optimise ways of managing the various types of LC credit availability. Through **Watch Banking Analytics Premium**, not only will users know when the credit of LCs becomes available but they can also compare their performance with market practices. Similarly, as shown in the below screenshot, they can select a currency in the dashboards for detailed information on the credit availability for that specific currency. Filters can be applied on country, counterparty country or corridor.

LC Credit availability

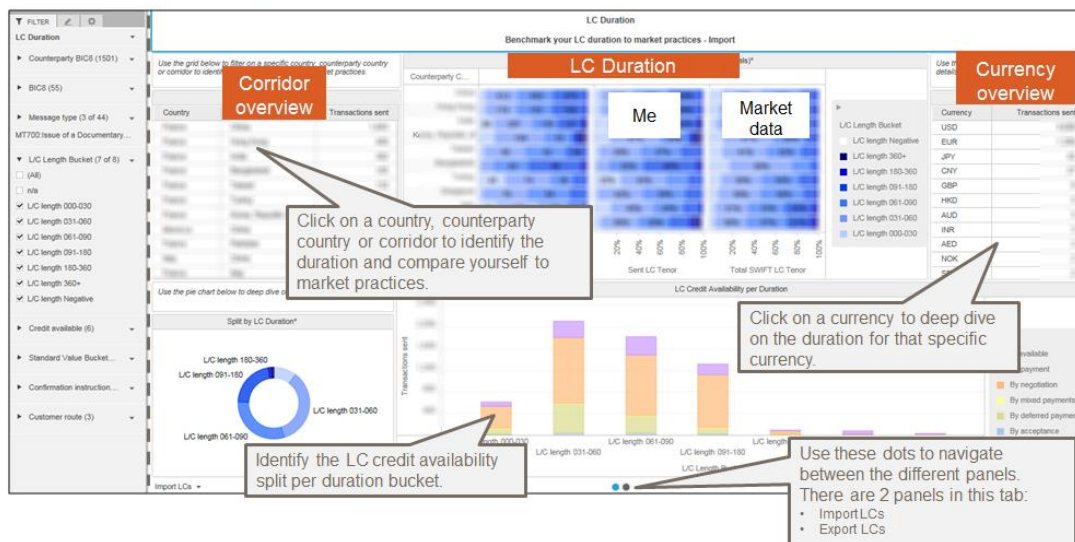
Benchmark your LC credit availability against market practices – Import / Export



By understanding the average tenor length of your letters of credit and benchmarking against market practices, financial institutions can decide if they should reduce this tenor length, thus allowing them to reduce costs. Users can identify their credit availability split per duration bucket as well, and the analysis can be run in two different views: Import LCs and or Export LCs.

LC Duration

Benchmark your LC duration against market practices



[Download](#) the user guide to discover how you can navigate the Trade Finance dashboard to better understand your business globally, reduce costs and improve efficiency, as well as identify new business opportunities.

Have you joined our Transaction Banking LinkedIn group?



Join the [SWIFT Business Intelligence for Transaction Banking](#) group on LinkedIn to learn more about our products and services, and to contribute ideas on how SWIFT Business Intelligence can best support your business and the wider financial community.

Follow us on Twitter



@SWIFTCommunity, #SWIFTBI, #Sibos

