




## SWIFT IN FIGURES

November 2018 YTD



**Key Highlights**  
November 2018 YTD

**SWIFTNet FIN**

**7,233,078,161**

Total FIN Messages (November 2018 YTD)

**35,223,536**

FIN Messages Peak Day on 31 May 2018

**31,083,275**

Average FIN Messages (November 2018 YTD)

**32,017,488**

Average FIN Messages (November 2018)

**11.4%**

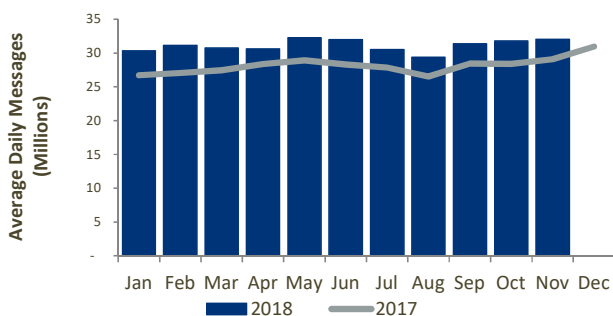
FIN Growth (November 2018 YTD)

**SWIFTNET FIN Customer Base**

**November 2018**

Live countries	> 200
Live members	2,462
Live sub-members	3,291
Live participants	5,589
<b>Total live users</b>	<b>11,342</b>

**SWIFTNet FIN Traffic by Month**



**SWIFTNet InterAct**

**2,255,887,032**

Total InterAct Messages (November 2018 YTD)

**9,694,401**

Average InterAct Messages (November 2018 YTD)

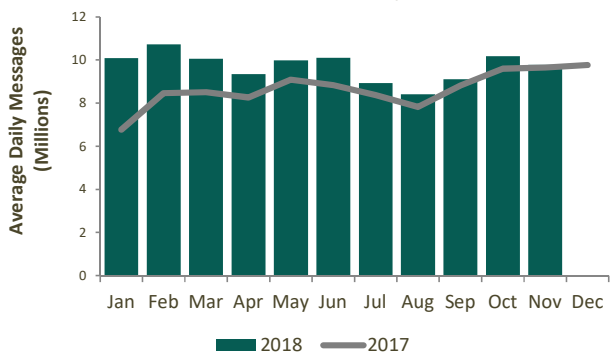
**9,777,577**

Average InterAct Messages (November 2018)

**13.0%**

InterAct Growth (November 2018 YTD)

**SWIFTNet InterAct Traffic by Month**



**SWIFTNet FileAct**

**5,031,560,527**

Total FileAct KChar (November 2018 YTD)

**21,622,521**

Average FileAct KChar (November 2018 YTD)

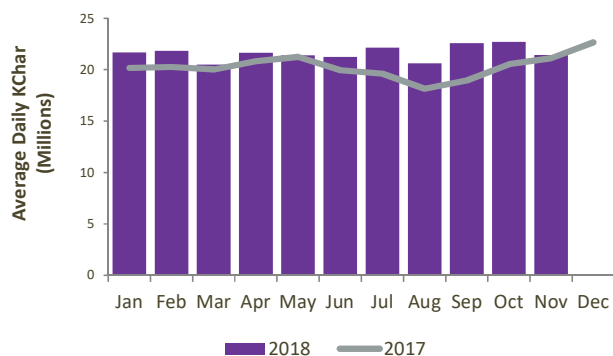
**21,451,738**

Average FileAct KChar (November 2018)

**7.8%**

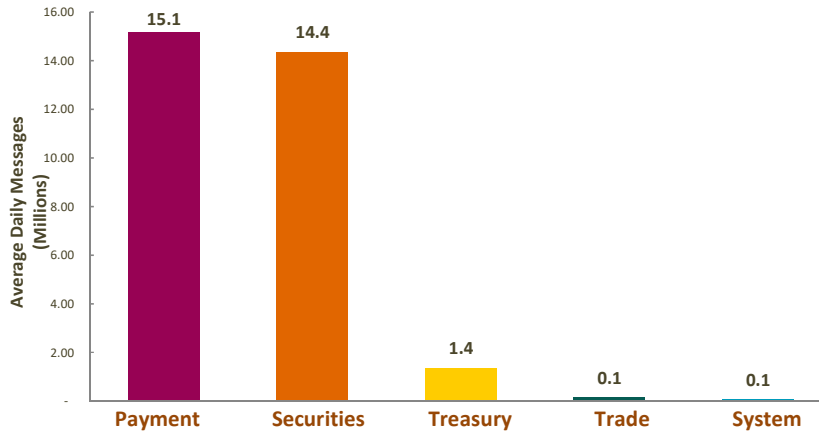
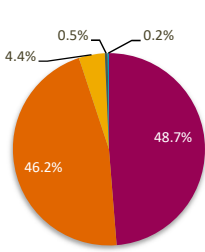
FileAct Growth (November 2018 YTD)

**SWIFTNet FileAct Traffic by Month**



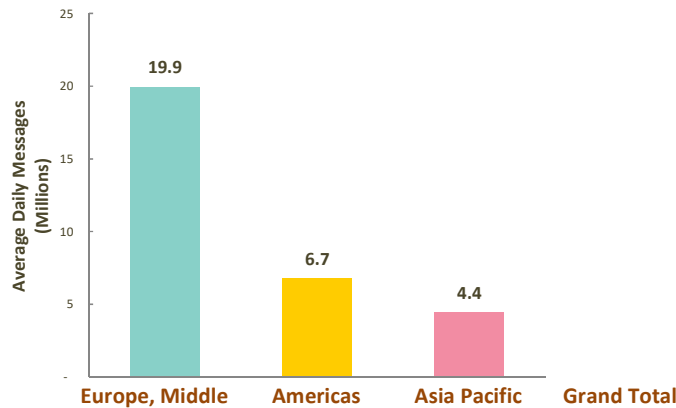
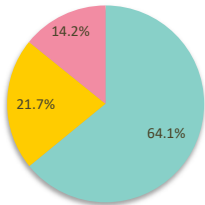
**SWIFTNet FIN**

**Distribution by Market**



	Payment	Securities	Treasury	Trade	System	Grand Total
Total Messages	3,524,872,561	3,340,933,035	316,692,171	34,785,082	15,795,312	7,233,078,161
YTD Average Daily Messages	15,147,712	14,357,254	1,360,946	149,485	67,878	31,083,275
Weight	48.7%	46.2%	4.4%	0.5%	0.2%	100.0%
YTD Growth (*)	10.5%	12.4%	12.1%	3.9%	-2.9%	11.4%
Contribution to Growth (*)	45.3%	50.0%	4.6%	0.2%	-0.1%	100.0%

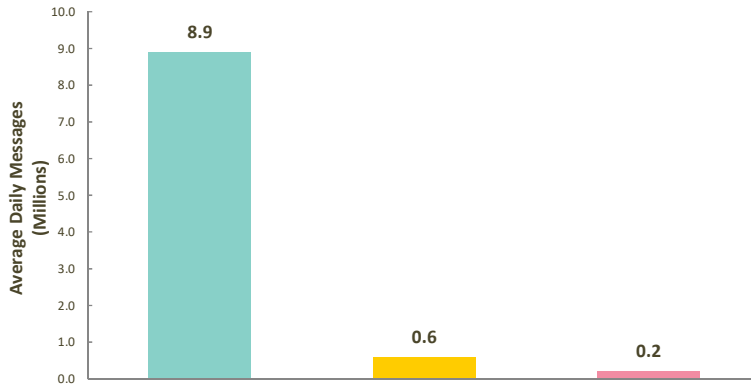
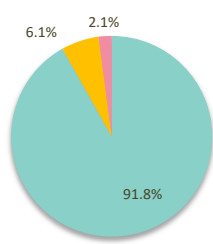
**Distribution by Region**



	Europe, Middle East & Africa	Americas	Asia Pacific	Grand Total
Total Messages	4,637,544,521	1,568,066,996	1,027,466,644	7,233,078,161
YTD Average Daily Messages	19,929,285	6,738,578	4,415,413	31,083,275
Weight	64.1%	21.7%	14.2%	100.0%
YTD Growth (*)	9.9%	13.0%	15.7%	11.4%
Contribution to Growth (*)	56.7%	24.4%	18.9%	100.0%

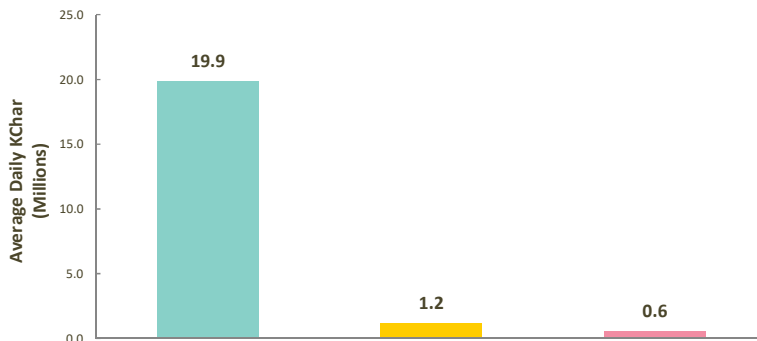
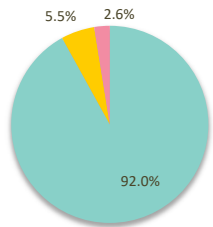
(\*) Growth adjusted to business days (232.7 in 2018 vs 232.25 in 2017)

**SWIFTNet InterAct**



	Europe, Middle East & Africa	Americas	Asia Pacific	Grand Total
Total Messages	2,071,533,808	136,956,129	47,397,095	2,255,887,032
YTD Average Daily Messages	8,902,165	588,552	203,683	9,694,401
Weight	91.8%	6.1%	2.1%	100.0%
YTD Growth (*)	13.4%	7.5%	16.1%	13.0%
Contribution to Growth (*)	93.8%	3.7%	2.5%	100.0%

**SWIFTNet FileAct**



	Europe, Middle East & Africa	Americas	Asia Pacific	Grand Total
Total Kchar	4,627,784,901	275,338,182	128,437,444	5,031,560,527
YTD Average Daily KChar	19,887,344	1,183,232	551,944	21,622,521
Weight	92.0%	5.5%	2.6%	100.0%
YTD Growth (*)	7.2%	22.0%	2.0%	7.8%
Contribution to Growth (*)	85.6%	13.7%	0.7%	100.0%

(\*) Growth adjusted to business days (232.7 in 2018 vs 232.25 in 2017)

