



Business Intelligence solutions for Securities

Better Intelligence, leads to better business

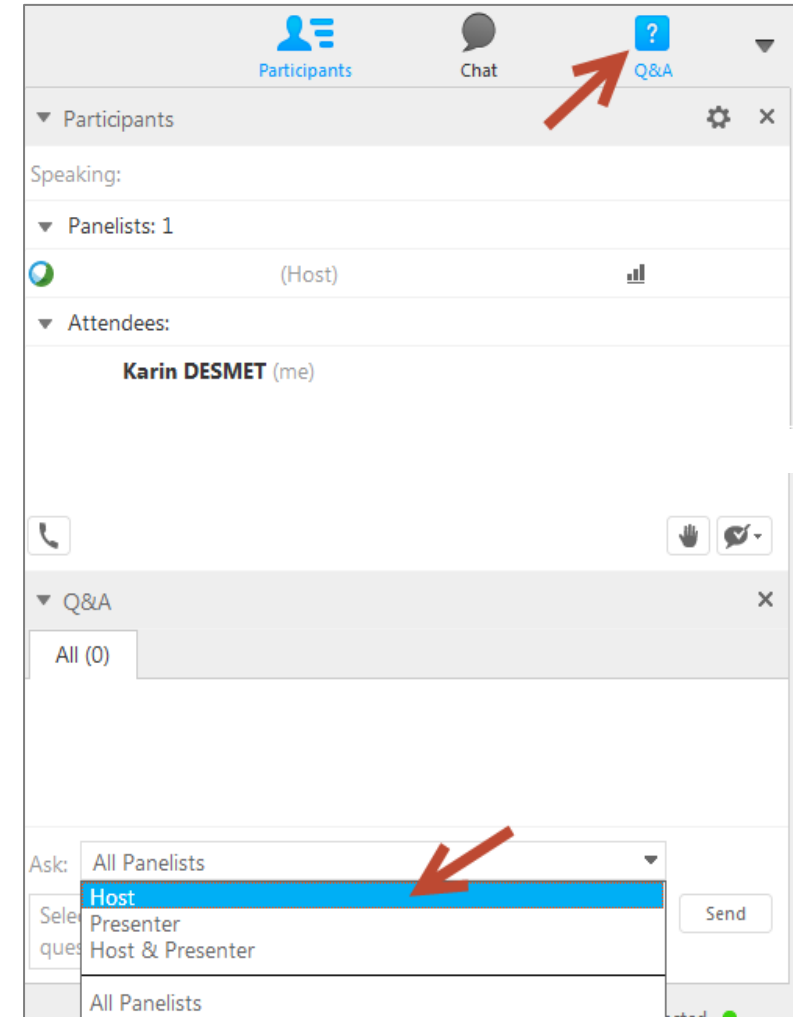
Jin Hooi Liew

13 November 2018

- Join Teleconference (Phone) or Integrated VoIP (PC headset)
- For Phone
 - Click “Country/Region” to select country code
 - Complete phone number
 - You are called by an external number
 - Pick up phone, press 1, you are in the conference
- You can at **any time** enable sound or switch Phone/IP
 - Click “Communicate” then “Audio”
- You will hear silence until the session starts

Housekeeping

- You are on a listen only mode
- Submit questions using Q&A feature
- Questions may be submitted at any time to “All Panelists”
- There will be a Q&A session at end of the presentation



Agenda



Global and regional trends in Securities



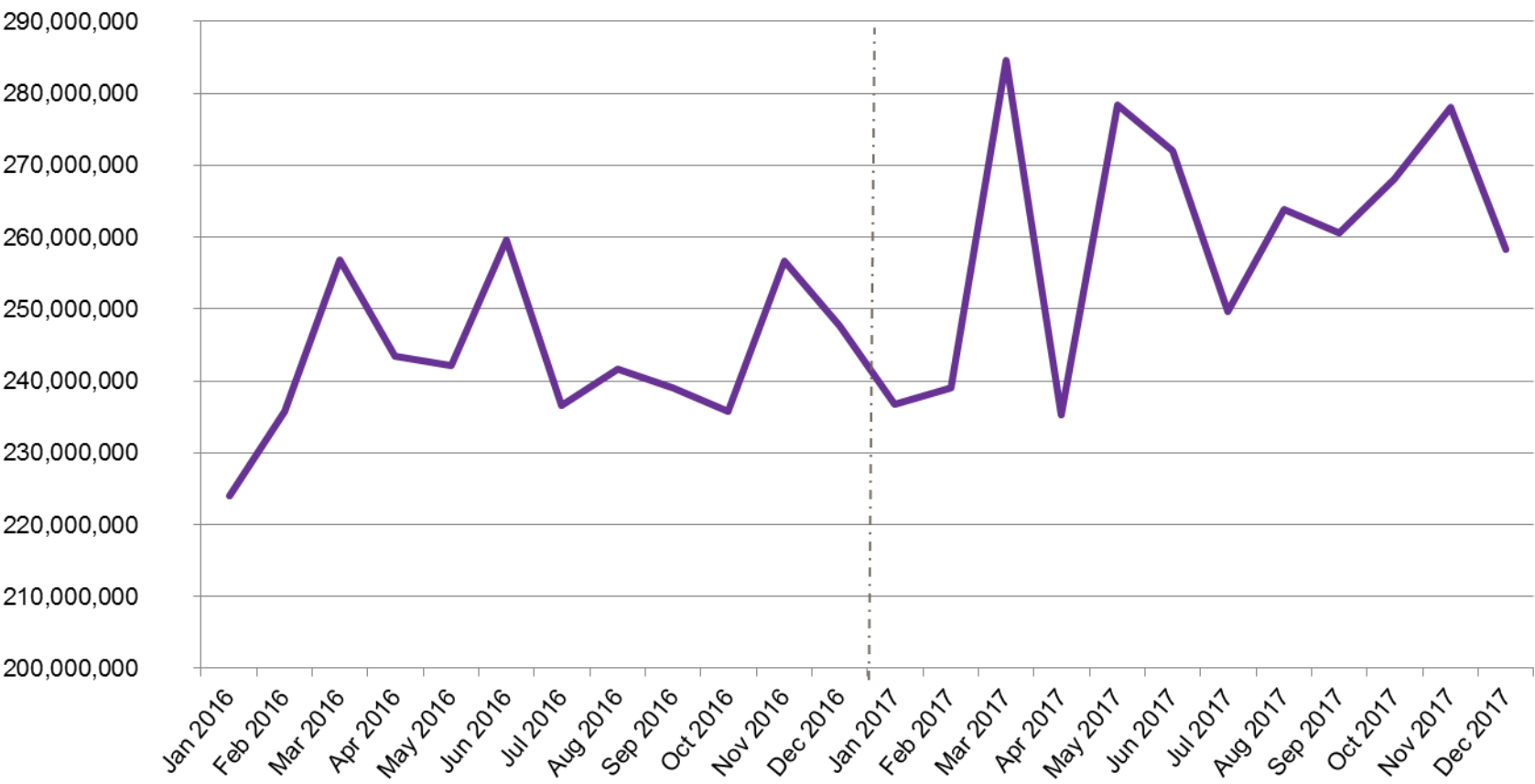
Business Intelligence offering: Watch for Securities

Global and regional trends in Securities



Global Trends

Live, delivered Category 5 Securities traffic evolution, FY 2016 – FY 2017, by volume



2017 growth compared to 2016

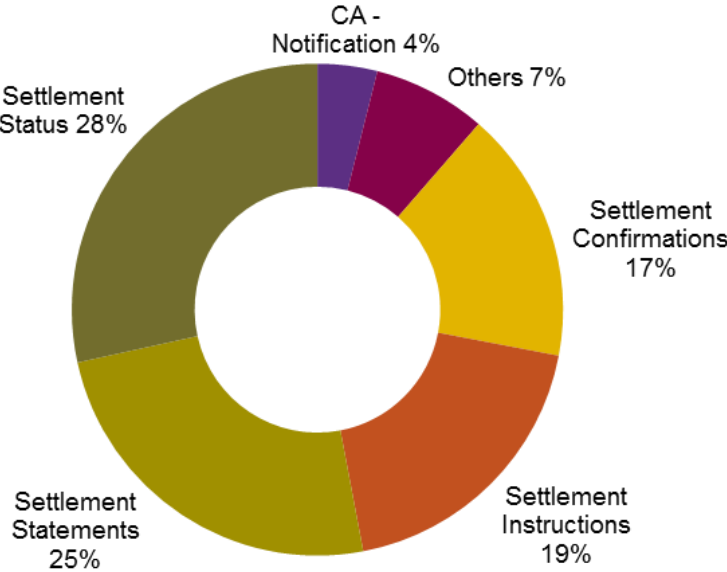
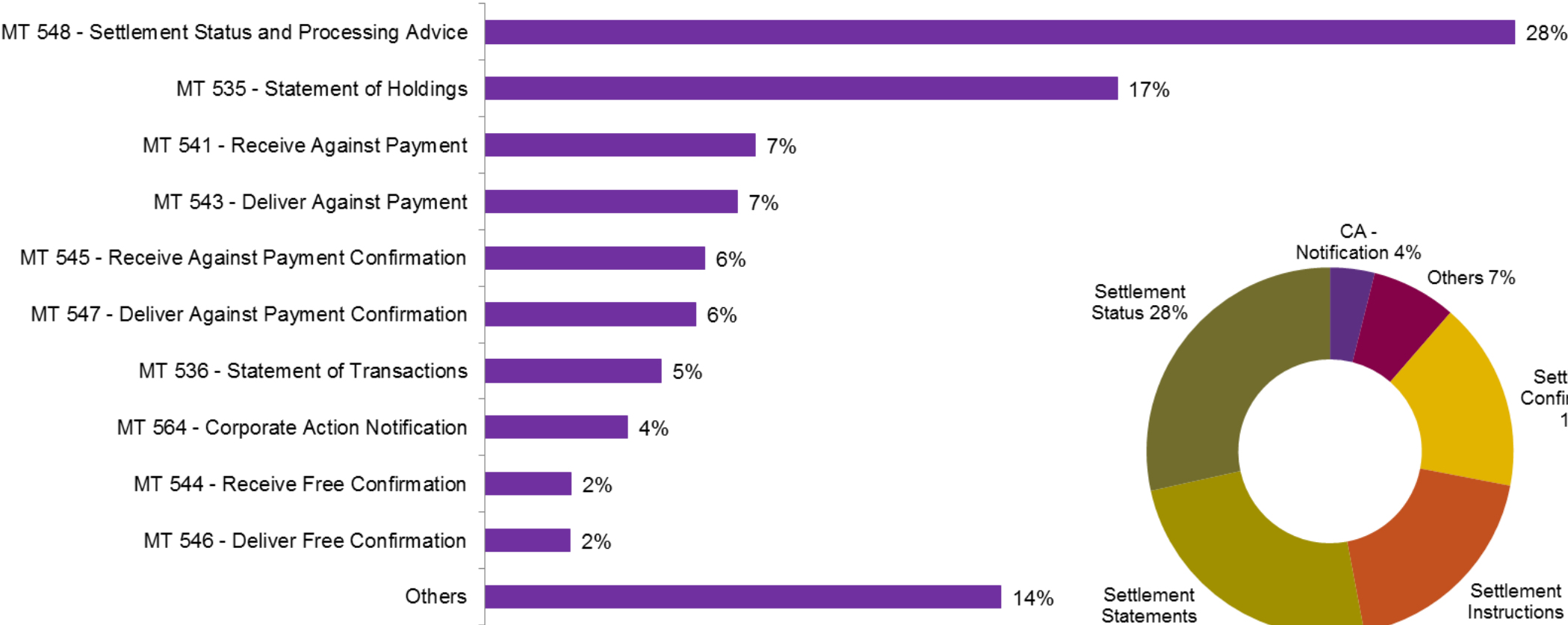
↓

Total growth
+7.03%



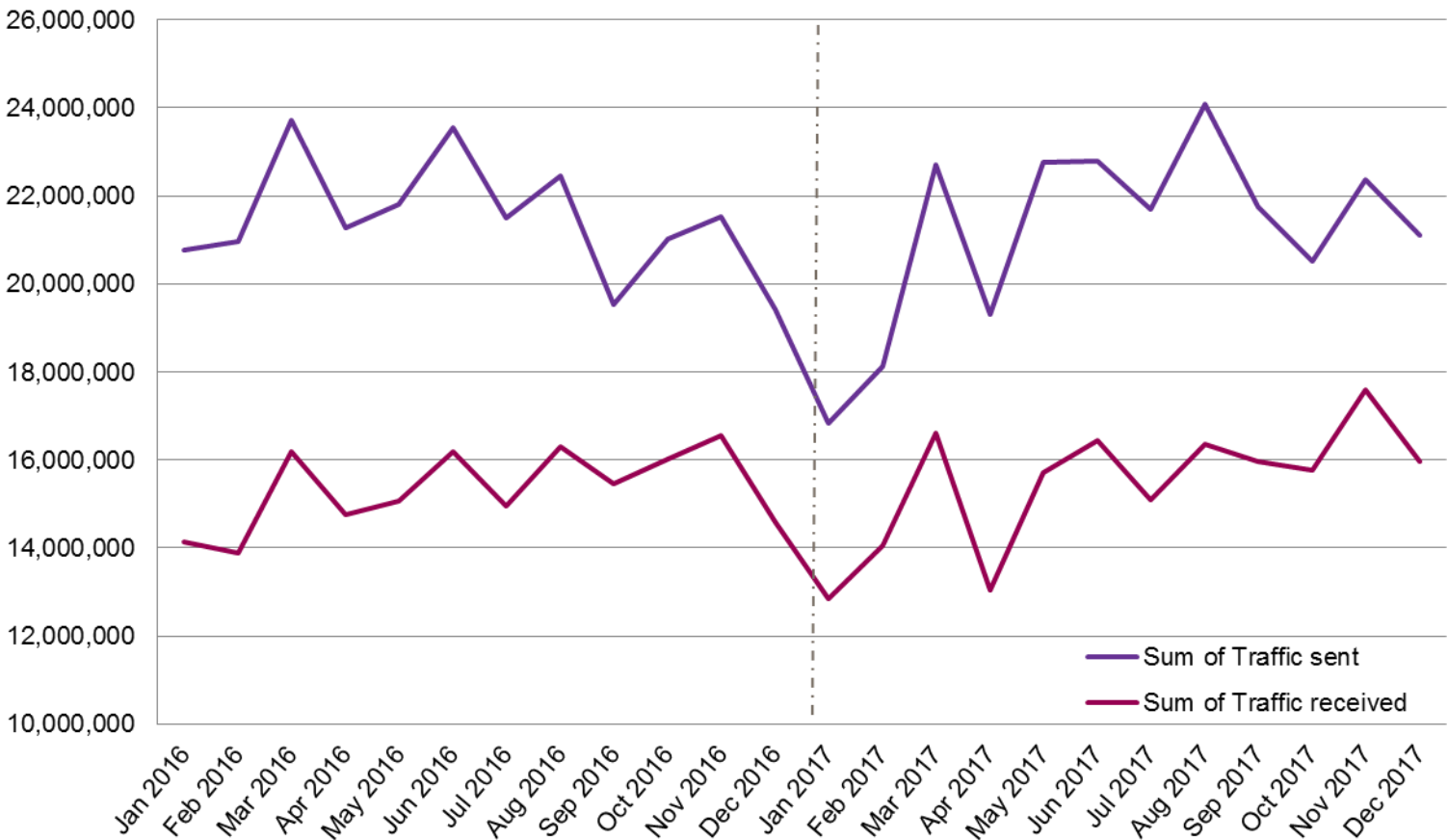
Global Trends

Live, delivered Top 10 Securities Message Types Sent via SWIFT, FY 2017, by volume



Asia Pacific Regional Trends

Settlement traffic evolution, FY 2016 – FY 2017, by volume



2017 growth compared to 2016



Asia Pacific

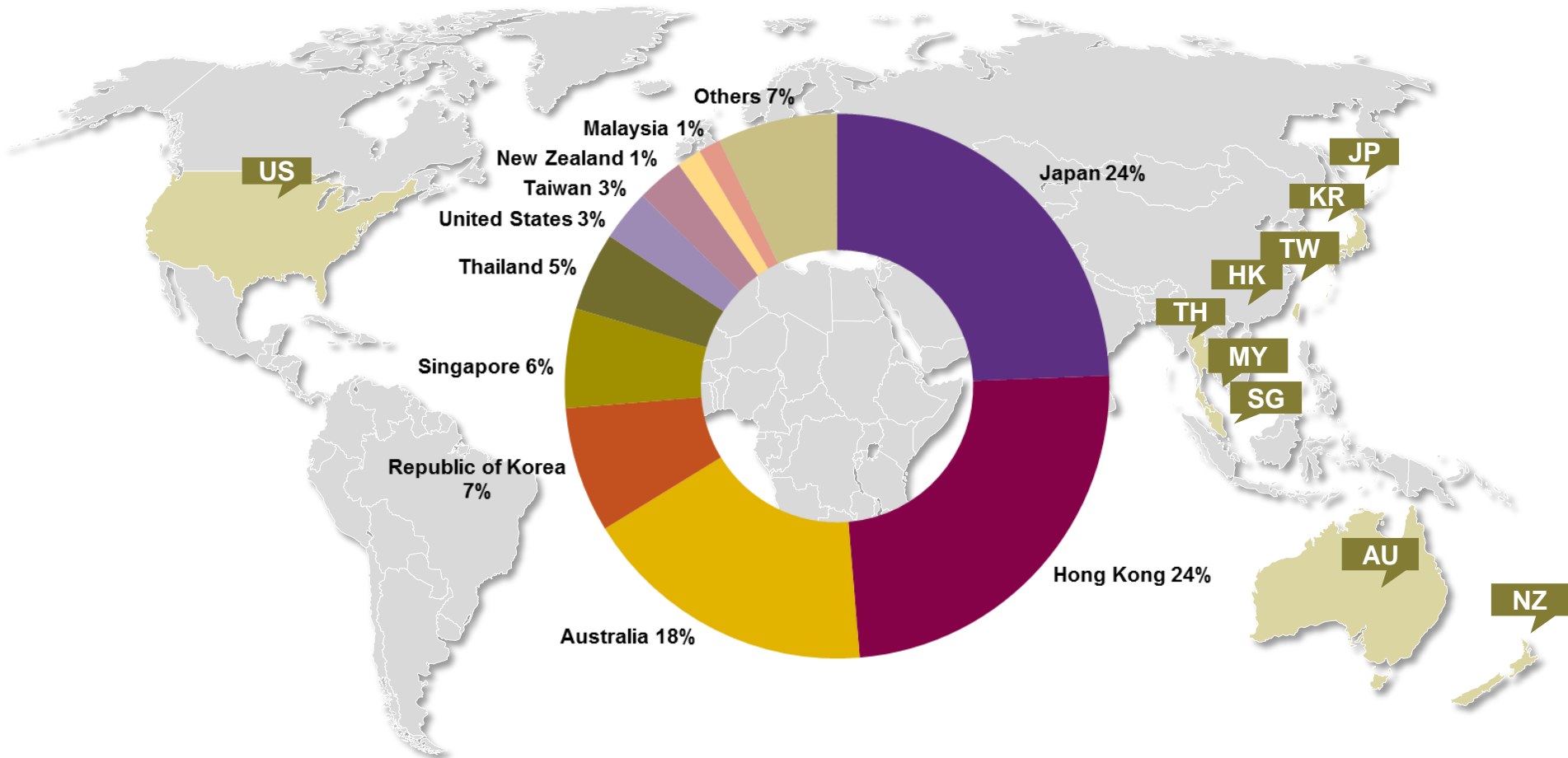
Sent: -1.38%
Received: +0.74%

World growth
+4.87%



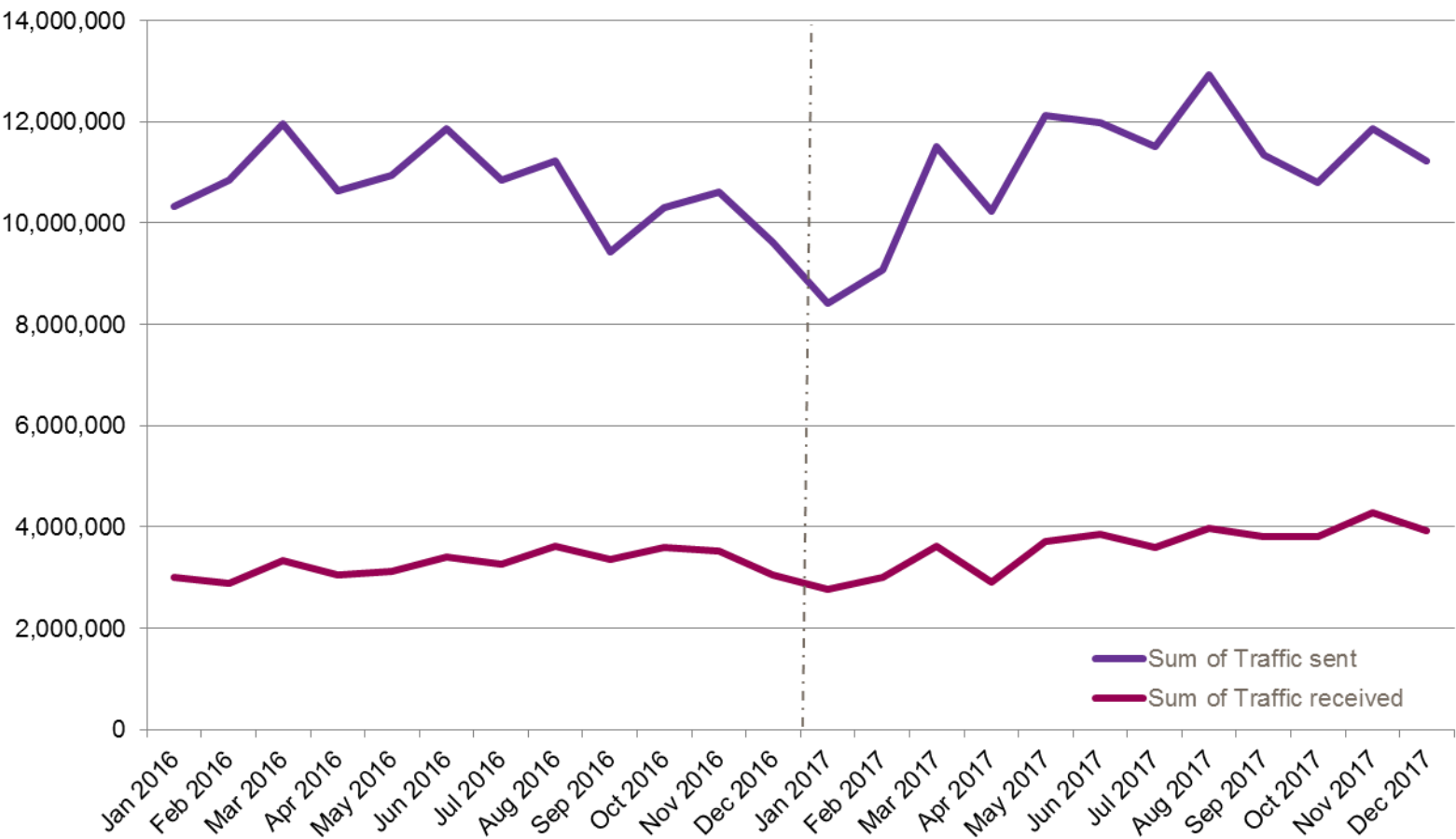
Asia Pacific Regional Trends

Top 10 Settlement Countries, FY 2017



Asia Pacific Regional Trends

Live, delivered MT 548 (Settlement Status and Processing Advice) traffic growth, FY 2016 – FY 2017, by volume



2017 growth compared to 2016

↓

Asia Pacific

Sent: +3.39%
Received: +10.20%

World growth
+5.79%



Asia Pacific Regional Trends

Cancellation Request, FY 2017

Worldwide
29 million

Cancellation Request Messages

1.42%

Of Total Settlement Messages

Asia-Pacific
3.6 million

Cancellation Request Messages (Sent & Received)

0.83%

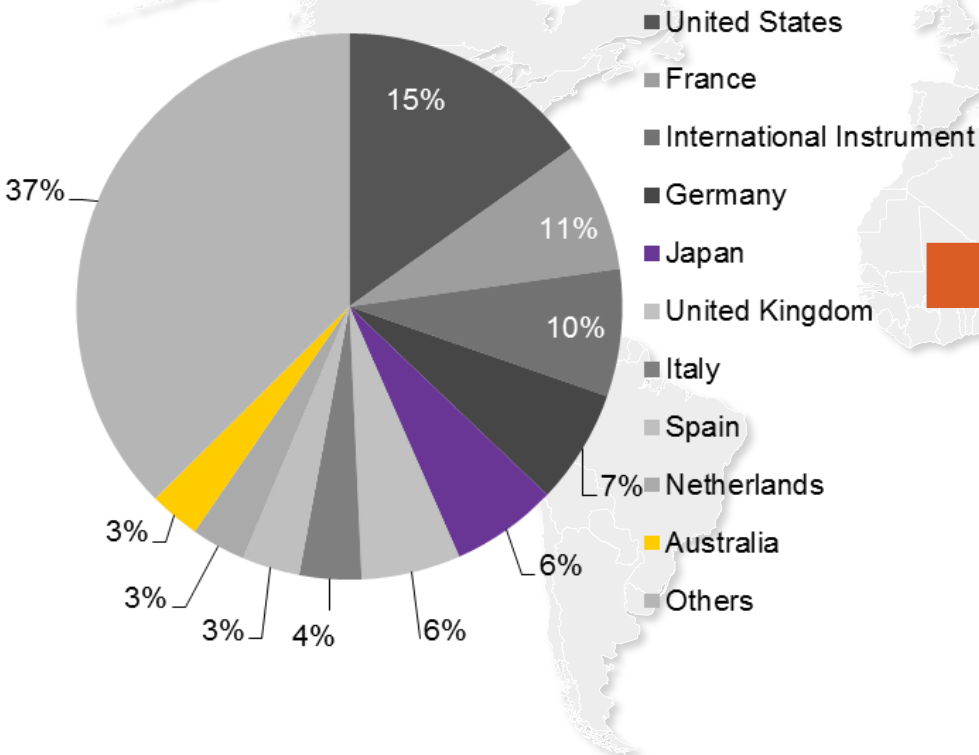
Of Total Settlement Messages (Sent+Received)



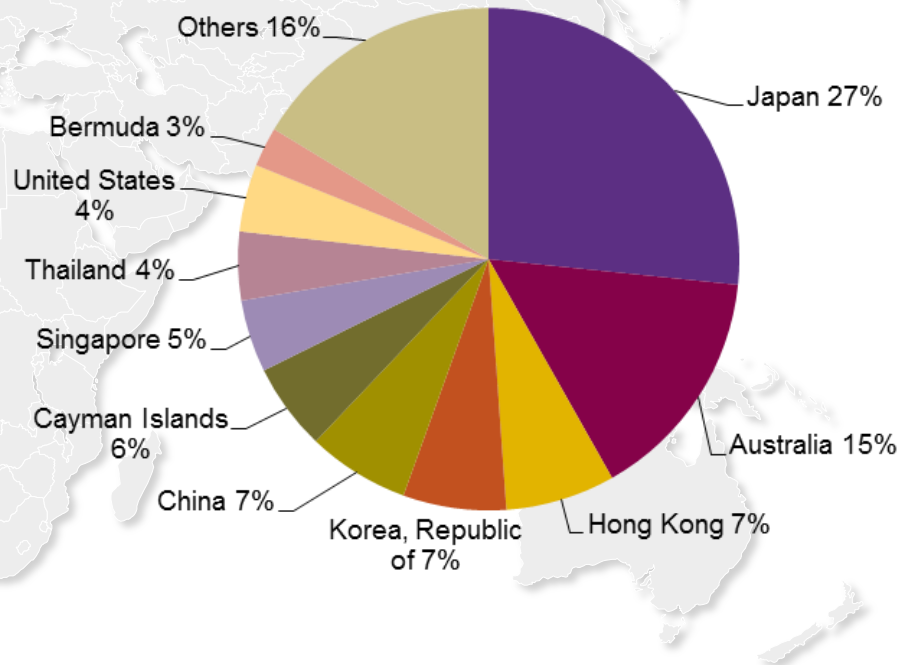
Asia Pacific Regional Trends

Top ISIN Countries, FY 2017

World



Underlying ISIN in Asia Pacific



Asia Pacific Regional Trends

Asset Servicing (MT564) traffic evolution, FY 2016 – FY 2017



2017 growth compared to 2016

↓

Asia Pacific

Sent: +16.26%

Received: +14.62%

World growth

+11.51%



Asia Pacific Regional Trends

Top 5 Event Types, FY 2017

Cash Dividend 34%

Annual General Meeting 25%

Special General Meeting 9%

Interest Payment 8%

Dividend Reinvestment 4%



Business Intelligence offering: Watch for Securities



What is **Watch for Securities**?



Web-based single platform

Low footprint

Monitor your securities traffic

S&R and Corporate Actions

Market benchmark

Complete picture of your operations

Neutral Provider

SWIFT solution standards

Services

Peer benchmarking, impact and gap assessment



Message Volumes,
Amounts and
Ratios

Corridors
of
Growth

Unusual
Patterns

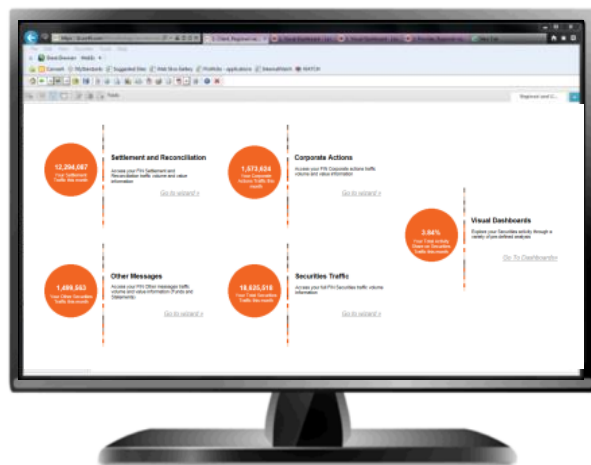
Interesting
Correlations

Activity
Share

Readiness
Level

***How do I compare
to the market?***

Watch for Securities: One tool, **two ways** of consuming the data



Securities Insights

Library of pre-defined views, ready to consume

Securities Analytics

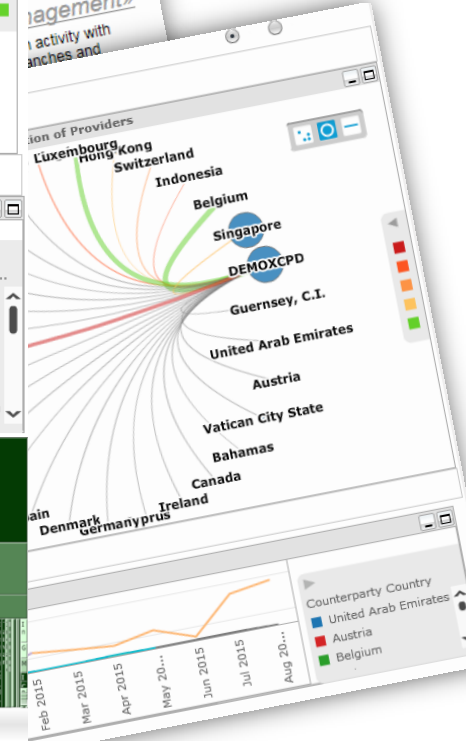
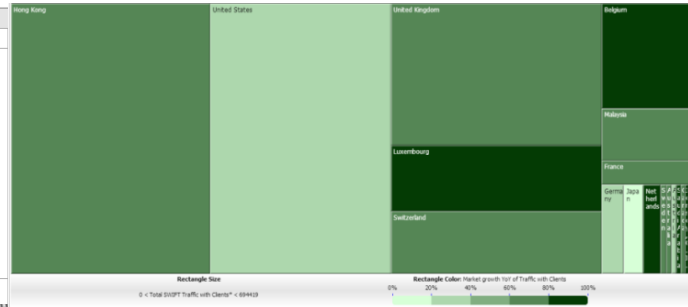
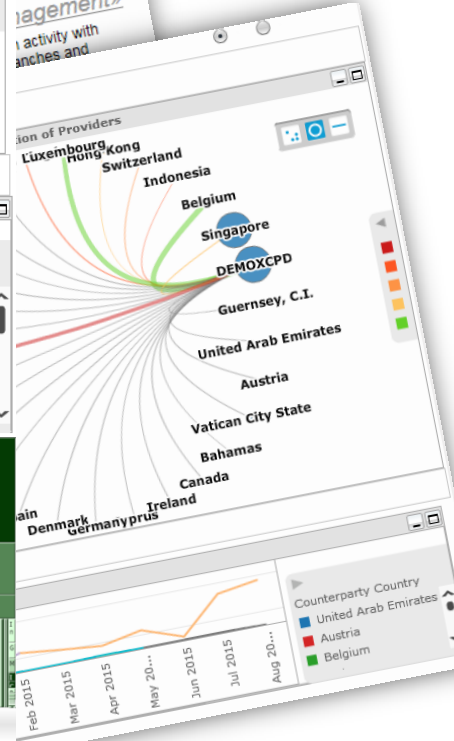
Get Securities Insights plus the full “Wizard” tool to customize your queries

So



758,032
Your Total
Securities Traffic
this month

87
Number of
counterparties
(branch level) this
month

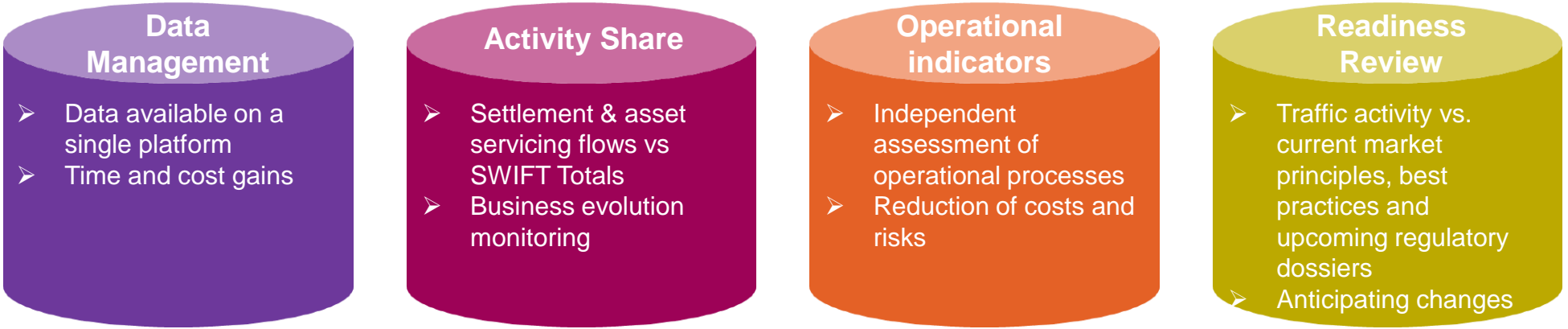


BI Services

Experts at your service
Leverage the full potential of WATCH products



A compelling offering based on 4 pillars



How is my **corridors** traffic (client business and provider business) evolving for both Settlement and Corporate messages?

What is my **activity share** of Settlement or Corporate actions messages in a specific market?
Where do I see **opportunities of growth** ?

What is my ratio of **cancelled settlement instructions**?

When are my settlements occurring compared to the settlement date? How long before/after the intended settlement did the effective settlement date occur? (**settlement lifecycle, T+2 readiness**)

Are my clients correctly identifying their settlement transaction type behind their deliver free instructions? **CSD-R regulation**



Watch for Securities: Benefits

Validate Assumptions

“Finally I can use real and relevant data to prove beliefs of our activities”

Seize opportunities of growth

“We can evaluate past decisions and plan for future developments”

Support strategic decisions & operational improvements

“Export the data into reports and presentations to our management board”

Review your readiness level to market initiatives and regulations to come

“Anticipating regulatory change is key to being compliant and efficient ”



Conclusion



Global and regional trends in Securities



Business Intelligence offering: Watch for Securities



Questions?

Please reach out to us via **Watch@swift.com**.



Business Intelligence solutions for Securities

Select "All Panelists"

Ask: **All Panelists**

Type your questions here!

Send 23

Connected Cisco

Find out more about Watch



Learn more on our e-training platform:

[SWIFT Smart](#)

Dedicated e-trainings on Watch Products available
Access to this module is only available for swift.com registered users.

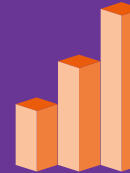


[SWIFT Business Intelligence](#)

[Watch documentation](#)



[Customer Support](#)



Sign up to receive [BI Newsletters](#)



[SWIFT Business Intelligence for
Transaction Banking](#)



Send us your feedback
at watch@swift.com



www.swift.com