




SWIFT IN FIGURES

June 2018 YTD



Key Highlights
June 2018 YTD

SWIFTNet FIN

3,879,540,318

Total FIN Messages (June 2018 YTD)

35,223,536

FIN Messages Peak Day on 31 May 2017

31,173,486

Average FIN Messages (June 2018 YTD)

31,972,869

Average FIN Messages (June 2018)

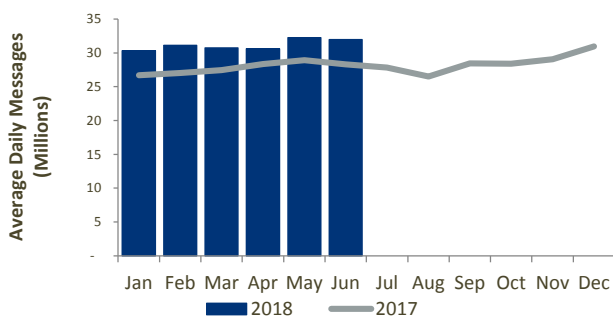
12.1%

FIN Growth (June 2018 YTD)

SWIFTNET FIN Customer Base

Live countries	> 200
Live members	2,476
Live sub-members	3,302
Live participants	5,575
Total live users	11,353

SWIFTNet FIN Traffic by Month



SWIFTNet InterAct

1,251,109,010

Total InterAct Messages (June 2018 YTD)

10,053,106

Average InterAct Messages (June 2018 YTD)

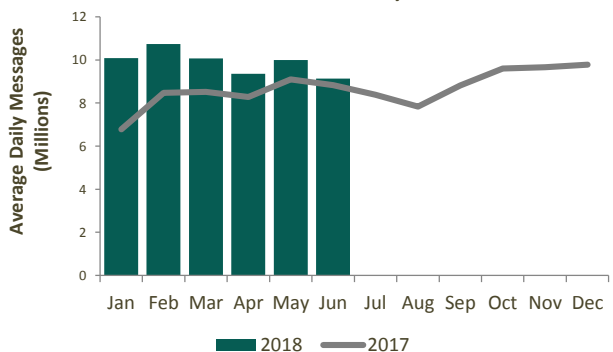
9,126,594

Average InterAct Messages (June 2018)

20.6%

InterAct Growth (June 2018 YTD)

SWIFTNet InterAct Traffic by Month



SWIFTNet FileAct

2,661,126,514

Total FileAct KChar (June 2018 YTD)

21,383,098

Average FileAct KChar (June 2018 YTD)

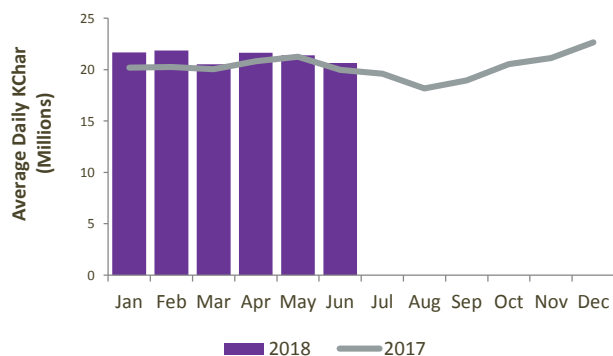
20,636,667

Average FileAct KChar (June 2018)

4.8%

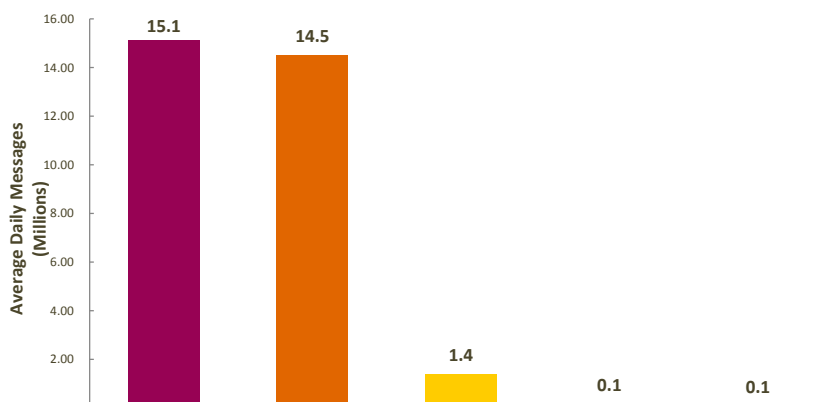
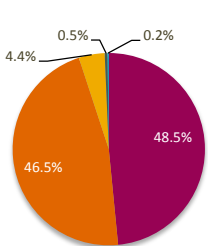
FileAct Growth (June 2018 YTD)

SWIFTNet FileAct Traffic by Month



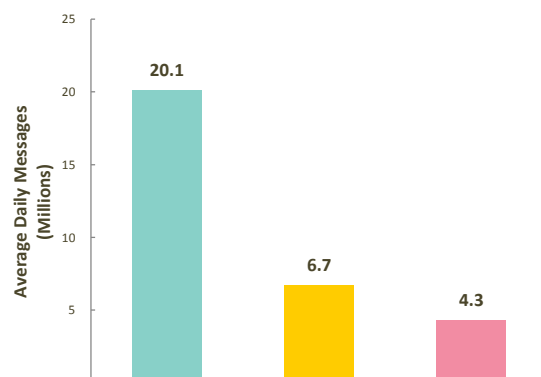
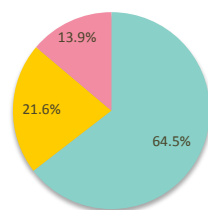
SWIFTNet FIN

Distribution by Market



	Payment	Securities	Treasury	Trade	System	Grand Total
Total Messages	1,879,769,972	1,803,960,990	169,351,316	18,033,432	8,424,608	3,879,540,318
YTD Average Daily Messages	15,104,620	14,495,468	1,360,798	144,905	67,695	31,173,486
Weight	48.5%	46.5%	4.4%	0.5%	0.2%	100.0%
YTD Growth (*)	11.6%	13.0%	11.4%	-0.8%	-6.8%	12.1%
Contribution to Growth (*)	46.5%	49.5%	4.1%	0.0%	-0.1%	100.0%

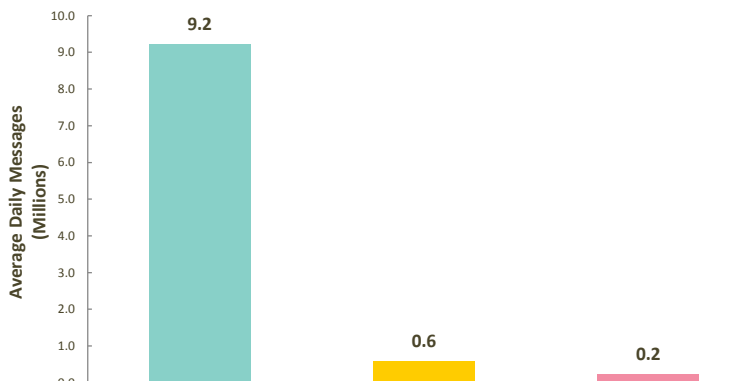
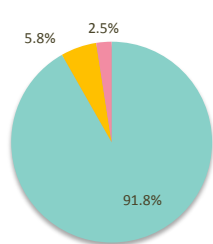
Distribution by Region



	Europe, Middle East & Africa	Americas	Asia Pacific	Grand Total
Total Messages	2,503,652,637	838,463,390	537,424,291	3,879,540,318
YTD Average Daily Messages	20,117,739	6,737,351	4,318,395	31,173,486
Weight	64.5%	21.6%	13.9%	100.0%
YTD Growth (*)	11.3%	12.9%	14.9%	12.1%
Contribution to Growth (*)	60.6%	22.9%	16.6%	100.0%

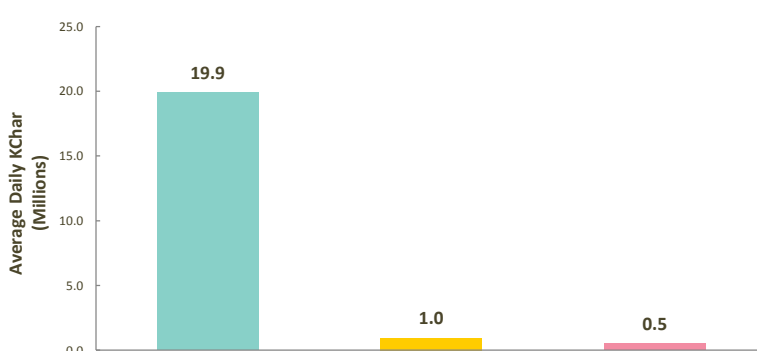
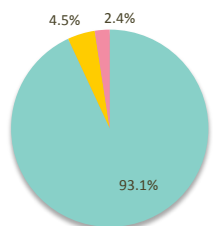
(*) Growth adjusted to business days (124.45 in 2018 vs 124.7 in 2017)

SWIFTNet InterAct



	Europe, Middle East & Africa	Americas	Asia Pacific	Grand Total
Total Messages	1,148,233,727	72,075,880	30,799,403	1,251,109,010
YTD Average Daily Messages	9,226,466	579,155	247,484	10,053,106
Weight	91.8%	5.8%	2.5%	100.0%
YTD Growth (*)	20.6%	7.3%	64.8%	20.6%
Contribution to Growth (*)	92.0%	2.3%	5.7%	100.0%

SWIFTNet FileAct



	Europe, Middle East & Africa	Americas	Asia Pacific	Grand Total
Total Kchar	2,476,774,473	119,487,070	64,864,970	2,661,126,514
YTD Average Daily KChar	19,901,764	960,121	521,213	21,383,098
Weight	93.1%	4.5%	2.4%	100.0%
YTD Growth (*)	6.0%	-13.6%	-1.8%	4.8%
Contribution to Growth (*)	116.5%	-15.5%	-1.0%	100.0%

(*) Growth adjusted to business days (124.45 in 2018 vs 124.7 in 2017)

