




SWIFT IN FIGURES

May 2018 YTD



Key Highlights
May 2018 YTD

SWIFTNet FIN

3,211,307,347

Total FIN Messages (May 2018 YTD)

35,223,536

FIN Messages Peak Day on 31 May 2017

31,012,142

Average FIN Messages (May 2018 YTD)

32,243,846

Average FIN Messages (May 2018)

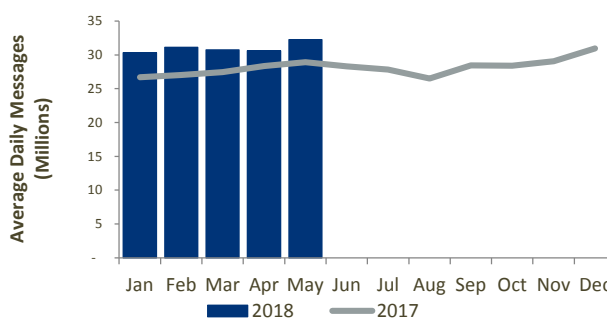
12.0%

FIN Growth (May 2018 YTD)

SWIFTNET FIN Customer Base

	May 2018
Live countries	> 200
Live members	2,479
Live sub-members	3,304
Live participants	5,561
Total live users	11,344

SWIFTNet FIN Traffic by Month



SWIFTNet InterAct

1,039,788,552

Total InterAct Messages (May 2018 YTD)

10,041,415

Average InterAct Messages (May 2018 YTD)

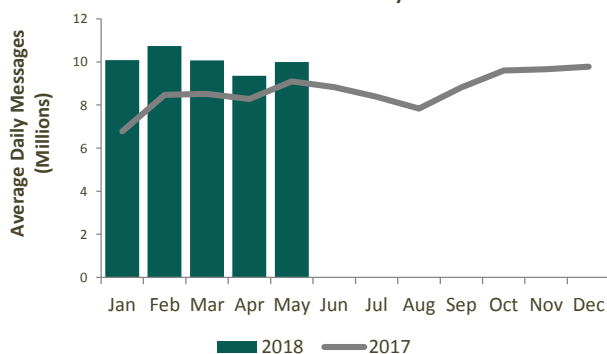
9,997,507

Average InterAct Messages (May 2018)

21.9%

InterAct Growth (May 2018 YTD)

SWIFTNet InterAct Traffic by Month



SWIFTNet FileAct

2,216,827,314

Total FileAct KChar (May 2018 YTD)

21,408,279

Average FileAct KChar (May 2018 YTD)

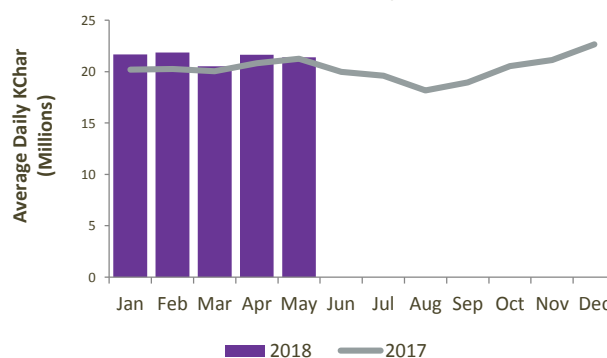
21,401,606

Average FileAct KChar (May 2018)

4.4%

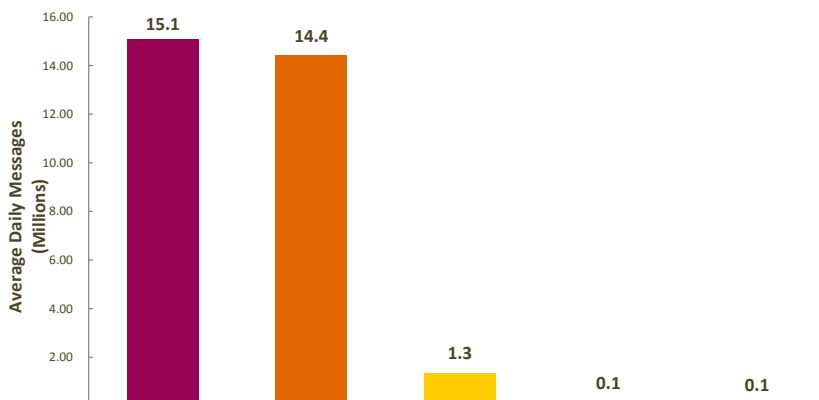
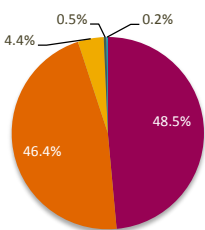
FileAct Growth (May 2018 YTD)

SWIFTNet FileAct Traffic by Month



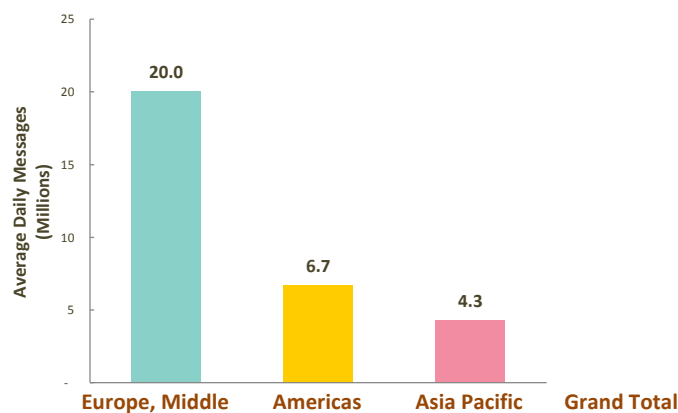
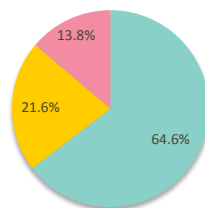
SWIFTNet FIN

Distribution by Market



	Payment	Securities	Treasury	Trade	System	Grand Total
Total Messages	1,558,745,629	1,490,821,795	139,745,784	14,964,371	7,029,768	3,211,307,347
YTD Average Daily Messages	15,053,072	14,397,120	1,349,549	144,513	67,888	31,012,142
Weight	48.5%	46.4%	4.4%	0.5%	0.2%	100.0%
YTD Growth (*)	11.7%	12.6%	10.6%	-2.1%	-9.6%	12.0%
Contribution to Growth (*)	47.7%	48.7%	3.9%	-0.1%	-0.2%	100.0%

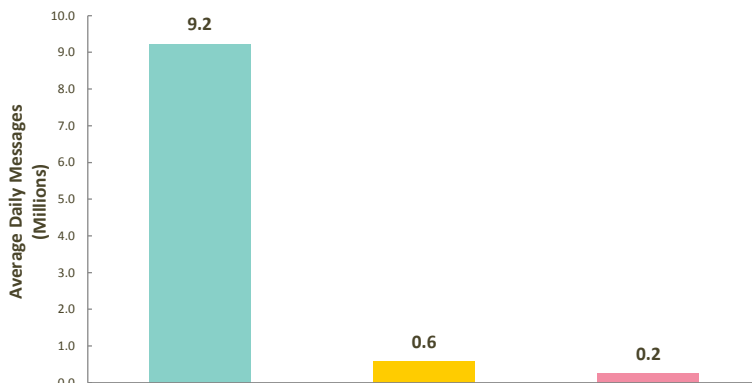
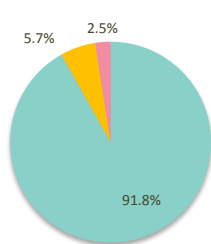
Distribution by Region



	Europe, Middle East & Africa	Americas	Asia Pacific	Grand Total
Total Messages	2,075,215,167	692,624,688	443,467,492	3,211,307,347
YTD Average Daily Messages	20,040,707	6,688,795	4,282,641	31,012,142
Weight	64.6%	21.6%	13.8%	100.0%
YTD Growth (*)	11.2%	12.6%	14.9%	12.0%
Contribution to Growth (*)	60.7%	22.6%	16.8%	100.0%

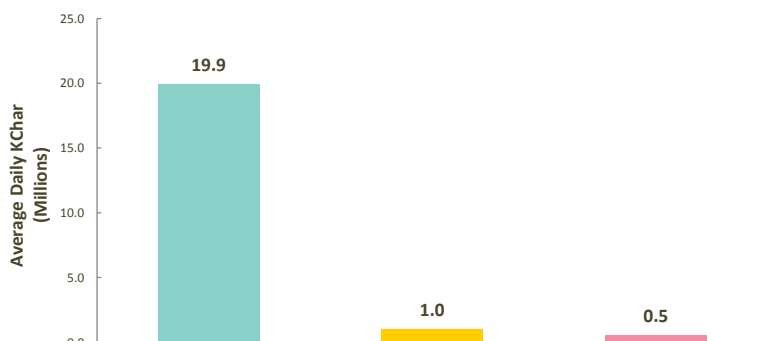
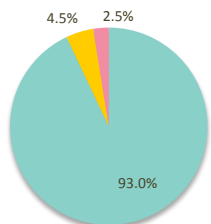
(*) Growth adjusted to business days (103.55 in 2018 vs 103.1 in 2017)

SWIFTNet InterAct



	Europe, Middle East & Africa	Americas	Asia Pacific	Grand Total
Total Messages	955,004,498	59,098,434	25,685,620	1,039,788,552
YTD Average Daily Messages	9,222,641	570,724	248,050	10,041,415
Weight	91.8%	5.7%	2.5%	100.0%
YTD Growth (*)	22.2%	4.7%	69.7%	21.9%
Contribution to Growth (*)	92.9%	1.4%	5.6%	100.0%

SWIFTNet FileAct



	Europe, Middle East & Africa	Americas	Asia Pacific	Grand Total
Total Kchar	2,060,767,253	100,393,138	55,666,923	2,216,827,314
YTD Average Daily KChar	19,901,181	969,514	537,585	21,408,279
Weight	93.0%	4.5%	2.5%	100.0%
YTD Growth (*)	5.2%	-7.6%	0.6%	4.4%
Contribution to Growth (*)	108.4%	-8.8%	0.3%	100.0%

(*) Growth adjusted to business days (103.55 in 2018 vs 103.1 in 2017)

