




SWIFT IN FIGURES

April 2018 YTD



Key Highlights
April 2018 YTD

SWIFTNet FIN

2,524,513,428

Total FIN Messages (April 2018 YTD)

33,579,162

FIN Messages Peak Day on 28 February 2017

30,693,172

Average FIN Messages (April 2018 YTD)

30,620,378

Average FIN Messages (April 2018)

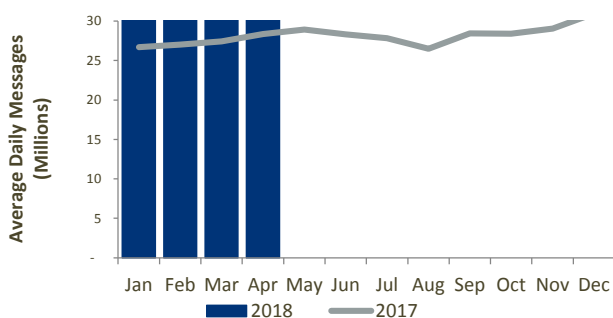
12.1%

FIN Growth (April 2018 YTD)

SWIFTNET FIN Customer Base

Live countries	April 2018
Live members	> 200
Live sub-members	2,474
Live participants	3,317
Live participants	5,548
Total live users	11,339

SWIFTNet FIN Traffic by Month



SWIFTNet InterAct

826,841,648

Total InterAct Messages (April 2018 YTD)

10,052,786

Average InterAct Messages (April 2018 YTD)

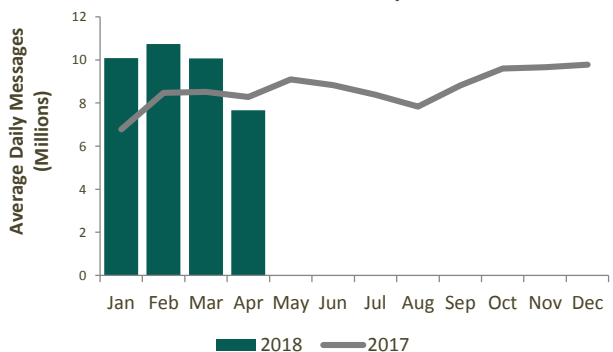
7,659,733

Average InterAct Messages (April 2018)

25.5%

InterAct Growth (April 2018 YTD)

SWIFTNet InterAct Traffic by Month



SWIFTNet FileAct

1,760,973,107

Total FileAct KChar (April 2018 YTD)

21,410,007

Average FileAct KChar (April 2018 YTD)

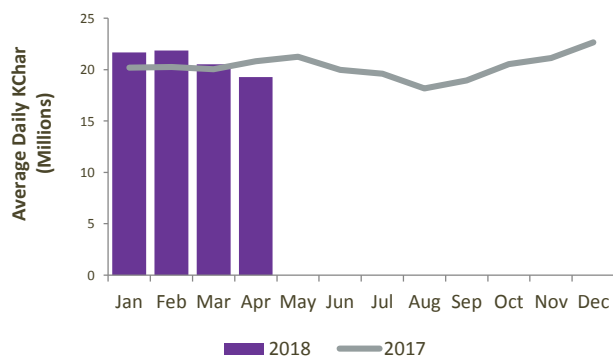
19,286,214

Average FileAct KChar (April 2018)

5.4%

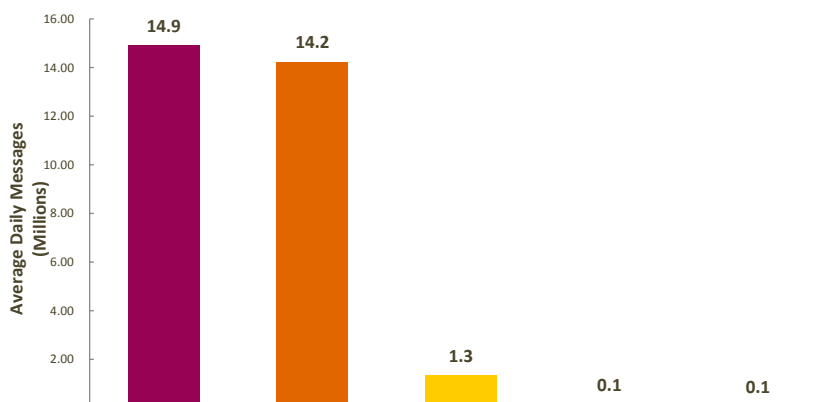
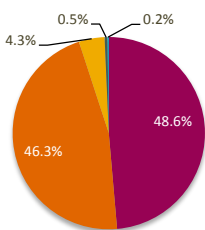
FileAct Growth (April 2018 YTD)

SWIFTNet FileAct Traffic by Month



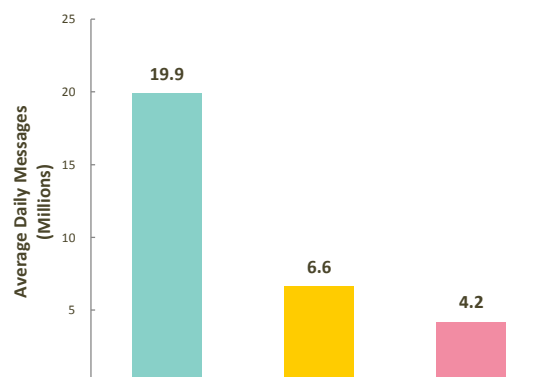
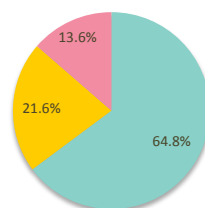
SWIFTNet FIN

Distribution by Market



	Payment	Securities	Treasury	Trade	System	Grand Total
Total Messages	1,227,383,609	1,170,066,645	109,522,940	11,854,185	5,686,049	2,524,513,428
YTD Average Daily Messages	14,922,597	14,225,734	1,331,586	144,124	69,131	30,693,172
Weight	48.6%	46.3%	4.3%	0.5%	0.2%	100.0%
YTD Growth (*)	11.8%	13.1%	9.1%	-2.1%	-12.0%	12.1%
Contribution to Growth (*)	47.5%	49.6%	3.4%	-0.1%	-0.3%	100.0%

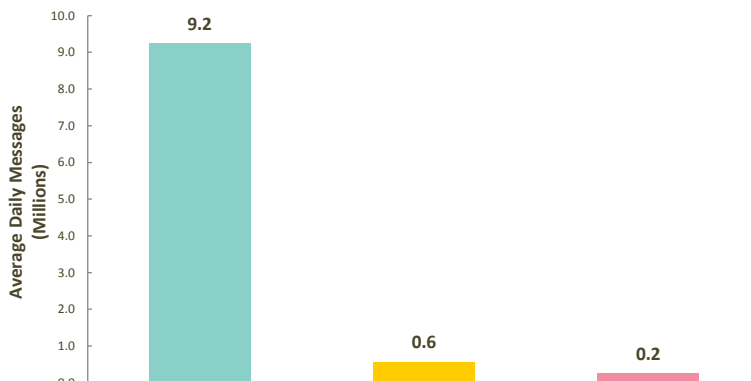
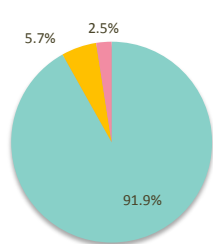
Distribution by Region



	Europe, Middle East & Africa	Americas	Asia Pacific	Grand Total
Total Messages	1,636,295,891	544,189,247	344,028,290	2,524,513,428
YTD Average Daily Messages	19,894,175	6,616,283	4,182,715	30,693,172
Weight	64.8%	21.6%	13.6%	100.0%
YTD Growth (*)	11.7%	12.2%	14.0%	12.1%
Contribution to Growth (*)	62.8%	21.7%	15.5%	100.0%

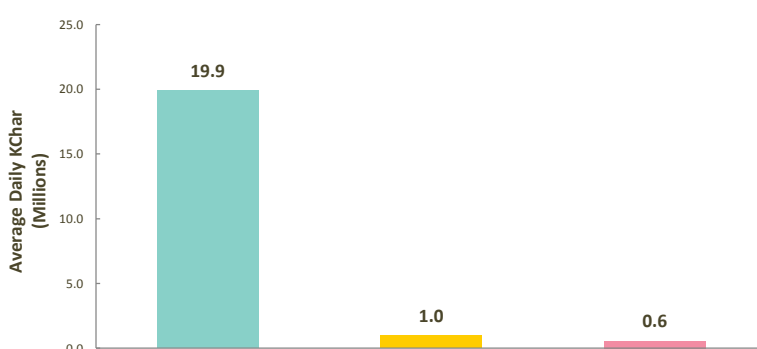
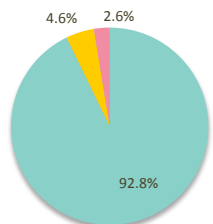
(*) Growth adjusted to business days (82.25 in 2018 vs 81.85 in 2017)

SWIFTNet InterAct



	Europe, Middle East & Africa	Americas	Asia Pacific	Grand Total
Total Messages	759,667,834	46,744,301	20,429,513	826,841,648
YTD Average Daily Messages	9,236,083	568,320	248,383	10,052,786
Weight	91.9%	5.7%	2.5%	100.0%
YTD Growth (*)	26.1%	4.8%	69.7%	25.5%
Contribution to Growth (*)	93.7%	1.3%	5.0%	100.0%

SWIFTNet FileAct



	Europe, Middle East & Africa	Americas	Asia Pacific	Grand Total
Total Kchar	1,634,283,104	81,419,783	45,270,221	1,760,973,107
YTD Average Daily KChar	19,869,703	989,906	550,398	21,410,007
Weight	92.8%	4.6%	2.6%	100.0%
YTD Growth (*)	4.8%	20.3%	4.2%	5.4%
Contribution to Growth (*)	82.9%	15.1%	2.0%	100.0%

(*) Growth adjusted to business days (82.25 in 2018 vs 81.85 in 2017)

