




## **SWIFT IN FIGURES**

November 2017 YTD



**Key Highlights**  
November 2017 YTD

**SWIFTNet FIN**

**6,482,096,252**

Total FIN Messages (November 2017 YTD)

**32,839,705**

FIN Messages Peak Day on 30 Nov 2017

**27,909,995**

Average FIN Messages (November 2017 YTD)

**29,062,855**

Average FIN Messages (November 2017)

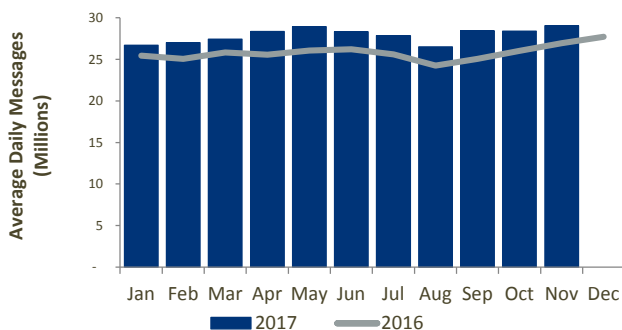
**8.9%**

FIN Growth (November 2017 YTD)

**SWIFTNET FIN Customer Base November 2017**

Live countries	> 200
Live members	2,390
Live sub-members	3,340
Live participants	5,623
<b>Total live users</b>	<b>11,353</b>

SWIFTNet FIN Traffic by Month



**SWIFTNet InterAct**

**1,991,683,449**

Total InterAct Messages (November 2017 YTD)

**8,575,602**

Average InterAct Messages (November 2017 YTD)

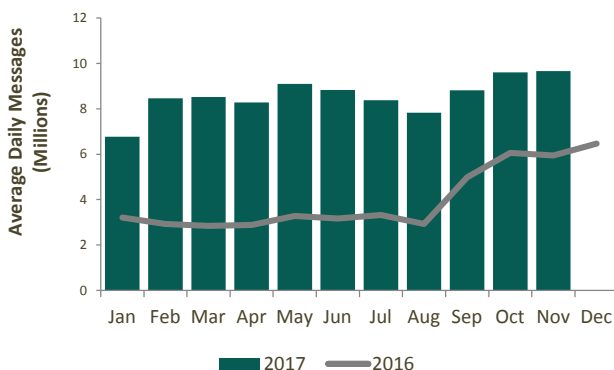
**9,658,827**

Average InterAct Messages (November 2017)

**92.7%**

InterAct Growth (November 2017 YTD)

SWIFTNet InterAct Traffic by Month



**SWIFTNet FileAct**

**4,660,473,983**

Total FileAct KChar (November 2017 YTD)

**20,066,626**

Average FileAct KChar (November 2017 YTD)

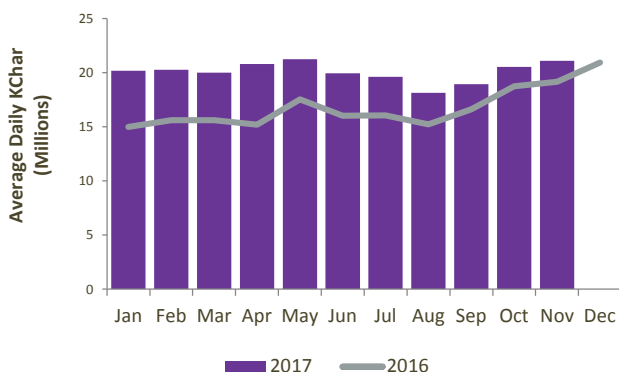
**21,117,035**

Average FileAct KChar (November 2017)

**22.0%**

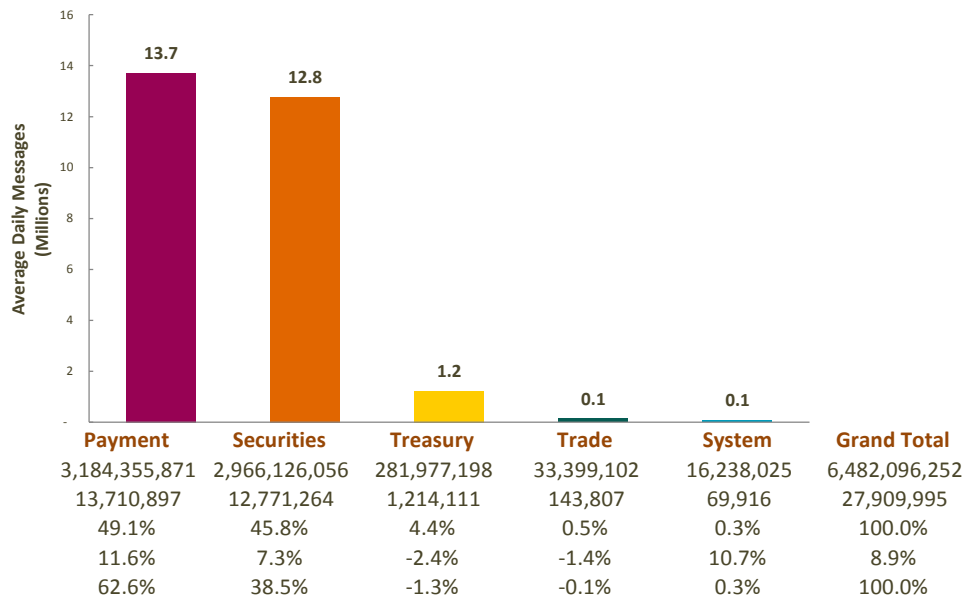
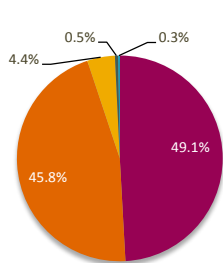
FileAct Growth (November 2017 YTD)

SWIFTNet FileAct Traffic by Month

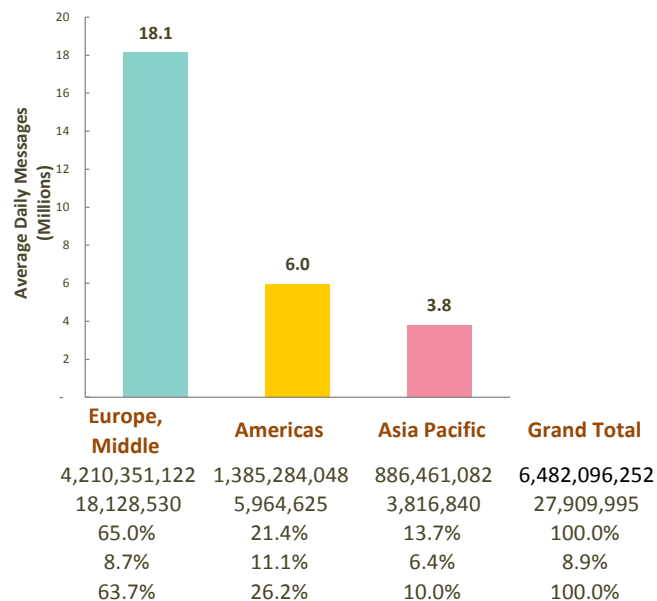
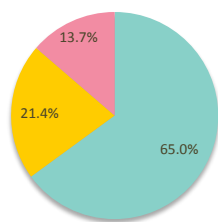


**SWIFTNet FIN**

**Distribution by Market**

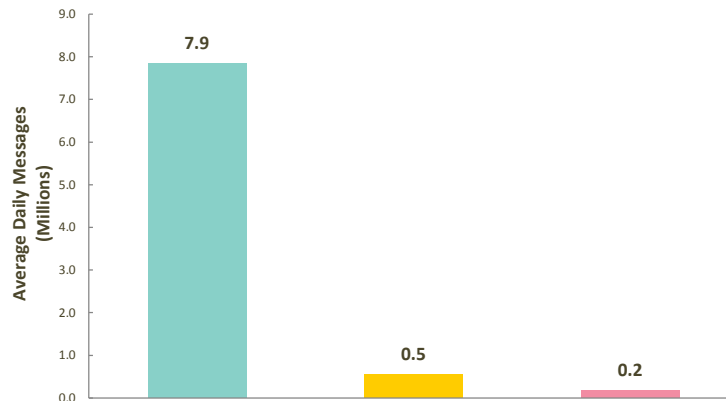
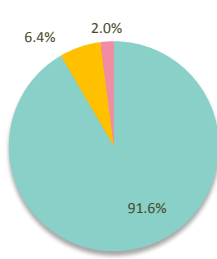


**Distribution by Region**



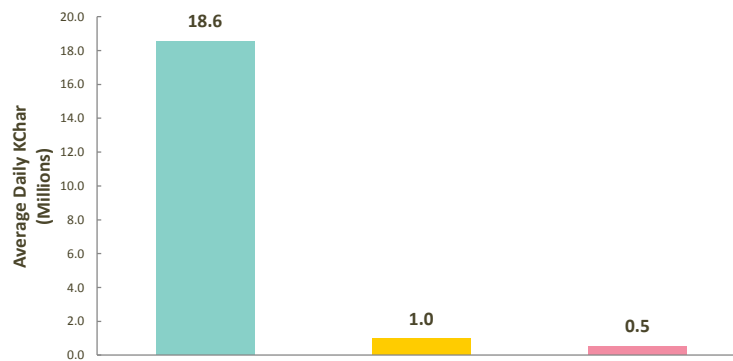
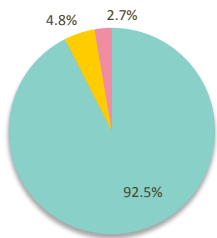
(\*) Growth adjusted to business days (232.25 in 2017 vs 232.25 in 2016)

SWIFTNet InterAct



	Europe, Middle East & Africa	Americas	Asia Pacific	Grand Total
Total Messages	1,823,852,200	127,099,126	40,732,123	1,991,683,449
YTD Average Daily Messages	7,852,970	547,251	175,381	8,575,602
Weight	91.6%	6.4%	2.0%	100.0%
YTD Growth (*)	111.0%	-5.5%	17.2%	92.7%
Contribution to Growth (*)	100.1%	-0.8%	0.6%	100.0%

SWIFTNet FileAct



	Europe, Middle East & Africa	Americas	Asia Pacific	Grand Total
Total Kchar	4,309,504,122	225,292,275	125,677,586	4,660,473,983
YTD Average Daily KChar	18,555,454	970,042	541,131	20,066,626
Weight	92.5%	4.8%	2.7%	100.0%
YTD Growth (*)	19.7%	68.7%	44.8%	22.0%
Contribution to Growth (*)	84.5%	10.9%	4.6%	100.0%

(\*) Growth adjusted to business days (232.25 in 2017 vs 232.25 in 2016)

