




SWIFT IN FIGURES

June 2017 YTD



Key Highlights

June 2017 YTD

SWIFTNet FIN

3,466,857,742

Total FIN Messages (June 2017 YTD)

30,861,731

FIN Messages Peak Day on 31st May 2017

27,801,586

Average FIN Messages (June 2017 YTD)

28,307,067

Average FIN Messages (June 2017)

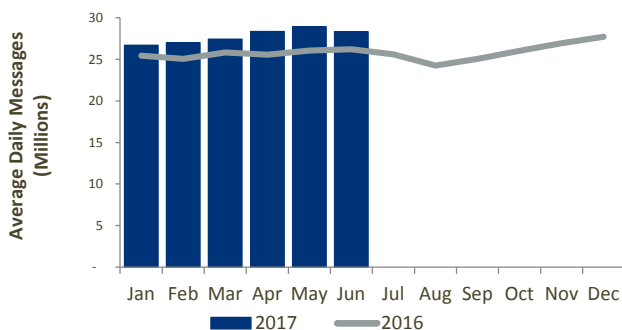
8.2%

FIN Growth (June 2017 YTD)

SWIFTNET FIN Customer Base

	June 2017
Live countries	> 200
Live members	2,403
Live sub-members	3,337
Live participants	5,564
Total live users	11,304

SWIFTNet FIN Traffic by Month



SWIFTNet InterAct

1,039,868,362

Total InterAct Messages (June 2017 YTD)

8,338,960

Average InterAct Messages (June 2017 YTD)

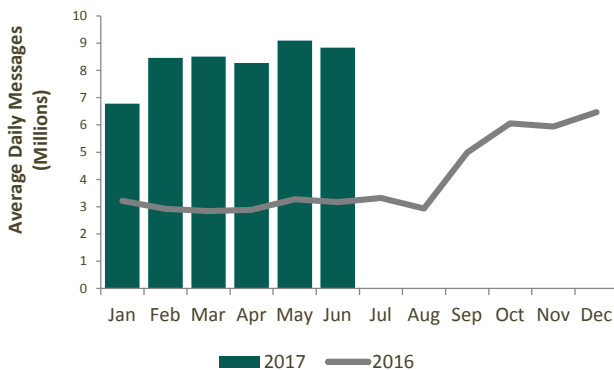
8,830,825

Average InterAct Messages (June 2017)

126.5%

InterAct Growth (June 2017 YTD)

SWIFTNet InterAct Traffic by Month



SWIFTNet FileAct

2,545,047,068

Total FileAct KChar (June 2017 YTD)

20,409,359

Average FileAct KChar (June 2017 YTD)

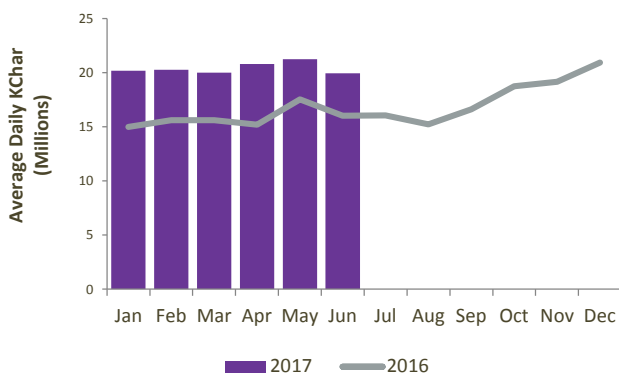
19,967,886

Average FileAct KChar (June 2017)

28.8%

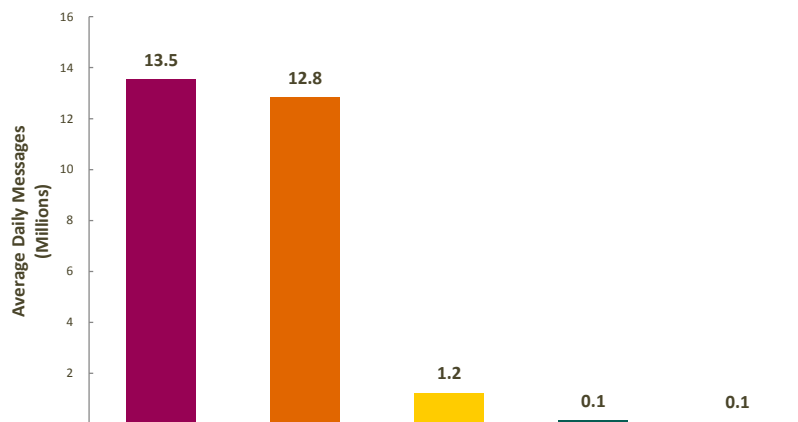
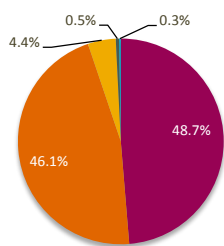
FileAct Growth (June 2017 YTD)

SWIFTNet FileAct Traffic by Month



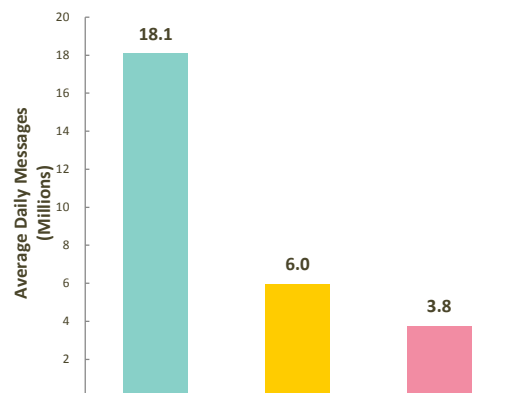
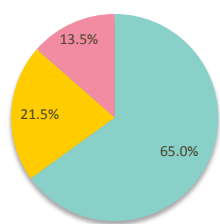
SWIFTNet FIN

Distribution by Market



	Payment	Securities	Treasury	Trade	System	Grand Total
Total Messages	1,687,995,343	1,599,244,986	152,338,666	18,221,954	9,056,793	3,466,857,742
YTD Average Daily Messages	13,536,450	12,824,739	1,221,641	146,126	72,629	27,801,586
Weight	48.7%	46.1%	4.4%	0.5%	0.3%	100.0%
YTD Growth (*)	11.4%	6.1%	-2.9%	-2.0%	23.2%	8.2%
Contribution to Growth (*)	66.0%	35.2%	-1.8%	-0.1%	0.7%	100.0%

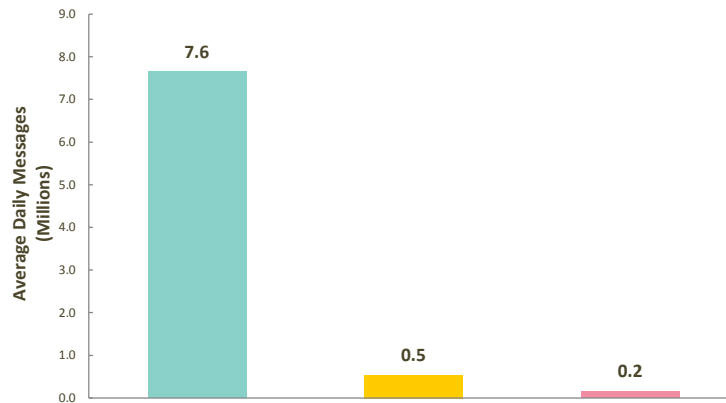
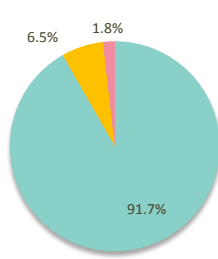
Distribution by Region



	Europe, Middle	Americas	Asia Pacific	Grand Total
Total Messages	2,254,001,443	744,024,884	468,831,415	3,466,857,742
YTD Average Daily Messages	18,075,392	5,966,519	3,759,675	27,801,586
Weight	65.0%	21.5%	13.5%	100.0%
YTD Growth (*)	7.6%	11.9%	5.1%	8.2%
Contribution to Growth (*)	61.1%	30.2%	8.8%	100.0%

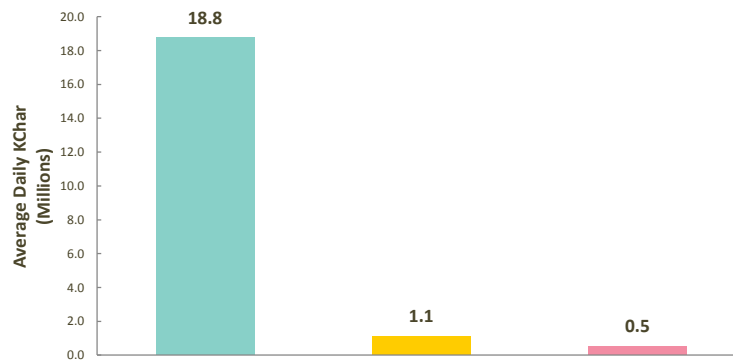
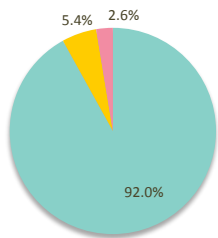
(*) Growth adjusted to business days (124.7 in 2017 vs 124.9 in 2016)

SWIFTNet InterAct



	Europe, Middle East & Africa	Americas	Asia Pacific	Grand Total
Total Messages	953,856,370	67,285,363	18,726,629	1,039,868,362
YTD Average Daily Messages	7,649,209	539,578	150,173	8,338,960
Weight	91.7%	6.5%	1.8%	100.0%
YTD Growth (*)	152.0%	9.2%	-1.1%	126.5%
Contribution to Growth (*)	99.1%	1.0%	0.0%	100.0%

SWIFTNet FileAct



	Europe, Middle East & Africa	Americas	Asia Pacific	Grand Total
Total Kchar	2,340,301,337	138,540,489	66,205,242	2,545,047,068
YTD Average Daily KChar	18,767,453	1,110,990	530,916	20,409,359
Weight	92.0%	5.4%	2.6%	100.0%
YTD Growth (*)	24.4%	113.6%	124.2%	28.8%
Contribution to Growth (*)	80.6%	12.9%	6.4%	100.0%

(*) Growth adjusted to business days (124.7 in 2017 vs 124.9 in 2016)

