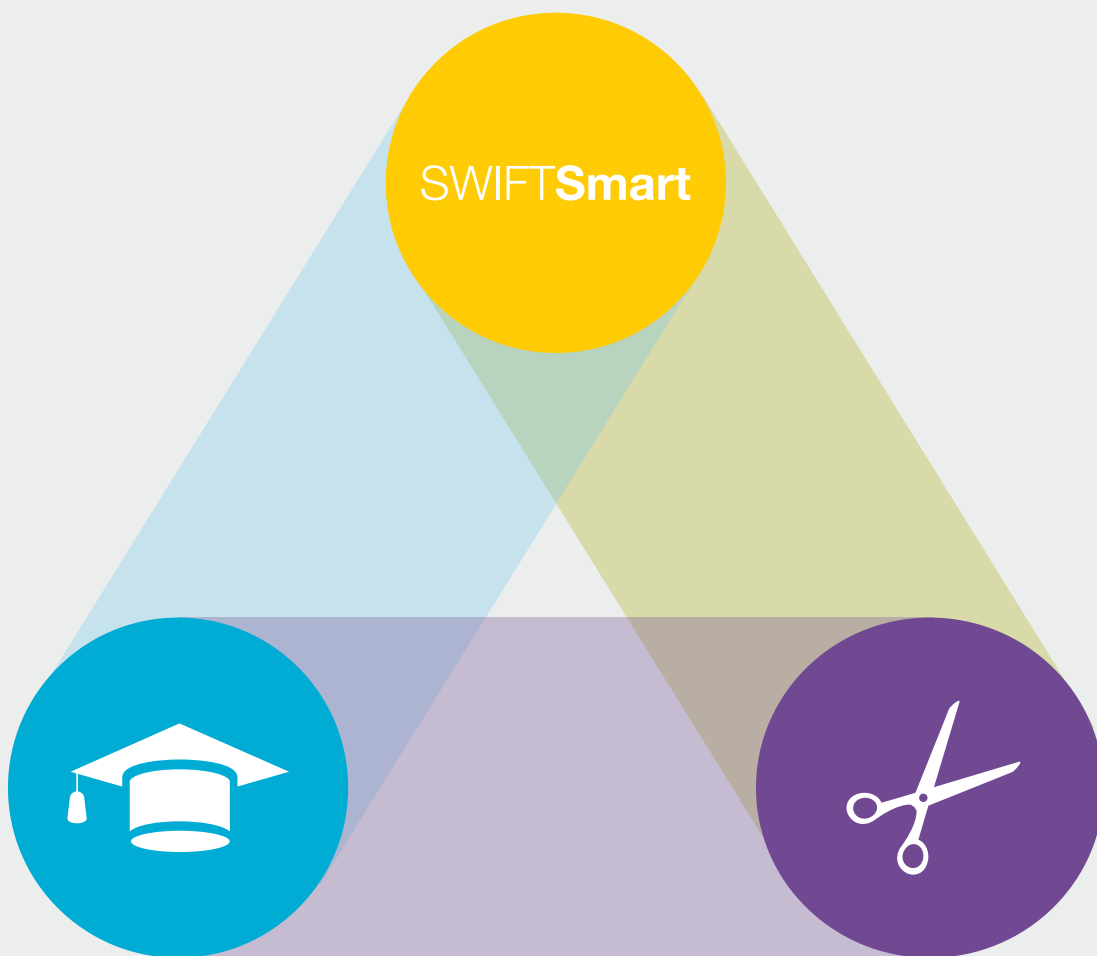




Training catalogue 2020

Achieve operational excellence with SWIFT



Contents

About this catalogue	4
Course categories	6
General Knowledge	7
Work with Messages	12
Deploy and Manage Solutions	67
Security and Audit	101
Compliance and Shared Services	130
Contact us	142

Introduction

Operational excellence is definitely a must-have in today's financial industry. SWIFT not only provides you with products, services and standards but is also committed to offering you best-in-class trainings to help you perform more effectively and accurately.

Because powerful technology is best operated by well-trained staff.

What does SWIFT offer?

SWIFT provides a range of learning solutions to suit your schedule, delivery preferences and knowledge level. With a strong focus on improving operational efficiency and cost-effectiveness across our community, we can help you respond to evolving market conditions and industry challenges.

Drawing on over 40 years of experience, and the best pool of experts, we design, develop and deliver training programmes that cover the latest and most comprehensive information on all SWIFT-related products and services.

About this catalogue

This catalogue is designed to offer you a complete overview of SWIFT's learning offering. From self-paced eLearning courses on SWIFTSmart, to guided tailored learnings, blended offerings, certification programmes and focused bootcamps, you can be sure to find a solution matching your requirements.

For easier reading and selection, we have arranged the catalogue around five topics:

1. General Knowledge
2. Work with Messages
3. Deploy and Manage Solutions
4. Security and Audit
5. Compliance and Shared Services

We also use informative icons to help you find what you are looking for more easily.

SWIFTSmart



SWIFTSmart provides eLearning courses for immediate consumption, available to all SWIFT users in line with their privileges, as part of their annual SWIFT fee.

With more than 200 individual courses and videos, in multiple languages, with animations, exercises and quizzes, you will find all the basic knowledge material required to understand SWIFT and use SWIFT products efficiently.

SWIFTSmart also features curricula which are predefined learning paths containing bundled learning material to help you develop the appropriate job expertise.

How to start using SWIFTSmart?

- SWIFTSmart is available to all SWIFT users and registered SWIFT partners having a swift.com account.
- Click the "Discover" icon next to the course description to access the training.
- No software installation is needed. SWIFTSmart is accessible from any desktop or mobile device as soon as you have activated your swift.com account.

Tailored learning



Apart from our standard eLearning offering included in SWIFTSmart, you can also request a tailored learning. Tailored learnings are consulting-based learning events, expertly designed to match your requirements, using a combination of theoretical overviews, software demonstrations and hands-on exercises. The sessions, suitable for small groups, are guided by our multilingual consultants.

It's up to you!

Ask our help to design your tailored learning package. If there is a particular topic that you are interested in but you would like to have it tailored to your specific needs, please contact your local SWIFT office.

How to order your tailored learning?

- Select your training content: pre-packaged curricula are proposed in this catalogue, but you can also make your own selection from the detailed topics or request tailor-made content. Similarly, any curricula available via SWIFTSmart can be delivered through tailored learning.
- Select your preferred location and delivery channel: onsite, offsite, private web classroom, or a combination of those.
- Click the "Request" icon to contact your local SWIFT office and start planning your tailored learning.

Security Bootcamp



The Security Bootcamp is a pre-packaged deep dive programme organised by SWIFT to build robust knowledge on security. Take advantage of one of the sessions scheduled this year.

How to participate in a Security Bootcamp?

- Consult the [Security Bootcamp schedule](#).
- Select your preferred location.
- Click the “Enroll” icon to register to one of our scheduled sessions.

Certification programme



How do you ensure your team has the right SWIFT skills? Our certification programme builds and validates SWIFT expertise in critical business areas, giving you confidence in your own competencies and that of your team.

SWIFT Certified Experts are highly-skilled, boosting their reputation in the eyes of management, overseers, and customers.

How does it work?

In order to gain a certification, candidates must pass a formal proctored exam which includes product and service-specific questions as well as situational scenarios. Furthermore:

- Each track has clearly defined learning objectives.
- Exams take place under controlled conditions.
- Certifications are valid for a limited period to ensure skills remain current.

How to become a SWIFT Certified Expert?

- Select your preferred certification track.
- Review the certification scope to ensure you meet the required competencies.
- Select your preferred delivery option: SWIFT-proctored certification combined with a tailored learning session or, opt for a Customer-proctored exam that you can organise at your best convenience.
- Click the “Request” icon to contact your local SWIFT office or place an e-order on [swift.com](#).

Language availability

For each course listed in this catalogue, you will also find the language availability. See below for the meaning of each abbreviation:

EN	English	JA	Japanese
DE	German	PT	Portuguese
FR	French	RU	Russian
ID	Indonesian	SP	Spanish
IT	Italian	ZH	Chinese

Course categories

Click to make your selection

1	2	3	4	5
General Knowledge	Work with Messages	Deploy and Manage Solutions	Security and Audit	Compliance and Shared Services
	2.1 Messaging and Standards	3.1 Alliance Web Platform	4.1 Secure your Operations	
	2.2 Alliance Access	3.2 Alliance Access	4.2 SWIFTNet Security Officer	
	2.3 Alliance Lite2	3.3 Alliance Gateway	4.3 Alliance Security Officer	
	2.4 Payments Industry	3.4 Alliance Lite2	4.4 Customer Security Officer	
	2.5 Securities Industry	3.5 Alliance Messaging Hub	4.5 RMA Operator	
	2.6 Trade Industry			
	2.7 FX/Treasury Industry			
	2.8 Corporates			
	2.9 Market Infrastructure			



New to SWIFT? Does your job require SWIFT knowledge? Are you part of a SWIFT-related project team? Or do you need to update your SWIFT knowledge?


Get started with the below courses and get an overview of SWIFT and the necessary foundation to enable you to attend more advanced SWIFT trainings.

Understand SWIFT Basics

Always wanted to know what SWIFT stands for? Get an overview of SWIFT, its customers, its message standards and its main products and services.

Course content

- SWIFT in 5 minutes
- About SWIFT
- Connectivity and Security
- Messaging Services
- Standards
- Software Solutions
- Compliance and Shared Services



02:00

Type	Curriculum
Language	EN DE FR IT JA PT RU ZH


Discover

Trending in Financial Industry

Take this curriculum to keep up with the trending topics in the financial industry.

Course content

- Introduction to Real-Time Retail Payments Systems (RT-RPS)
- Distributed Ledger Technology (DLT)
- Introduction to Artificial Intelligence
- Cyber Security: Customer Incidents
- SWIFT Customer Security Controls Framework
- SWIFT gpi: Introduction to SWIFT gpi
- Introduction to Open APIs



02:25

Type	Curriculum
Language	EN

Discover

Customer Applications on swift.com

Discover all swift.com applications and functionalities that help you managed your SWIFT connection and infrastructure. Learn how to find, interpret, manage and use all of the information that is available for you.

Course content

- Introduction to swift.com: registration, login, user profiles, My Portal, My Profile
- swift.com administrators: roles, functionalities and responsibilities, guidelines and best practices
- MyConfig: your connectivity configuration, your SWIFT Alliance contracts, your SWIFTNet business services
- Secure Channel: functionalities and best practices for SWIFTNet and Alliance security officers using the Secure Channel application
- Support Tools: Knowledge base, operational status, documentation, My Case Manager, Leased Line usage



Type	Curriculum
Language	EN DE FR IT JA PT SP ZH

[Request](#)

SWIFTSmart User Guide

Get an overview of the main features of the integrated learning system.



Level	Introductory
Language	EN

[Discover](#)

SWIFT in 5 minutes

Understand SWIFT's offering within the financial markets.



Level	Introductory
Language	EN DE FR IT JA PT RU SP ZH

[Discover](#)

About SWIFT

Understand why SWIFT was created, know how the governance of SWIFT is organised, and recognise which values guide SWIFT.



Level	Introductory
Language	EN DE FR IT JA PT RU SP ZH

Discover

SWIFT Institute

Understand what the SWIFT Institute is, how it works, and what it does.



Level	Introductory
Language	EN

Discover

mySWIFT

Explore how mySWIFT helps you to manage your SWIFT services and products, keep track of your orders and invoices, and access online support.

- Show how to access the mySWIFT portal
- Identify at least three sections of the mySWIFT portal
- Name at least four support applications accessible through mySWIFT
- Explain the main tasks you can perform in at least four tools on mySWIFT



Level	Introductory
Language	EN

Discover

Financial Community and Messaging Needs

Understand the financial community and its messaging needs.



Level **Introductory**

Language **EN**

Discover

Distributed Ledger Technology (DLT)

Discover what Distributed Ledger Technology is and the problems it aims to solve. See how blockchains and cryptocurrencies fit into the picture. Get an idea of the opportunities DLT offers, as well as the challenges to be resolved.



Level **Introductory**

Language **EN**

Discover

Introduction to Open APIs

Know what an open API is. Understand the key aspects in an open API programme. Discover how SWIFT can assist you in your open API journey.

Be able to explain what an API is
Be able to explain what an API call is
Be able to explain what an API contract is
Be able to identify the difference between an open API and a private API
Be able to describe each of the 3 aspects of open API programme, that is, API design, API usage, and API runtime
Be able to list the 2 facilities SWIFT offers to assist your open API programme



Level **Introductory**

Language **EN**

Discover

Introduction to Artificial Intelligence

Learn the fundamentals of Artificial Intelligence (AI). Know how AI can be used in the financial industry. Understand how SWIFT adopts AI techniques to provide better services.



Level **Introductory**

Language **EN**

Discover



2

General
Knowledge

Work
with Messages

Deploy and
Manage Solutions

Security and
Audit

Compliance and
Shared Services

“Work with Messages” is aimed at personnel working in the operational and delivery teams; back-office operators, administrators, business and functional analysts, infrastructure administrators or corporate treasurers. Having a solid understanding of

SWIFT messages and associated operations is a pre-requisite to achieve efficiency, to increase automation and reduce the costs of exception handling. Our trainings provide you with the practical knowledge needed to successfully work with SWIFT interfaces and

standards, and to become a confident and skilled professional, able to maximize the automation of message creation, processing and transmission.

2.1 Messaging and Standards

2.2 Alliance Access

2.3 Alliance Lite2

2.4 Payments Industry

2.5 Securities Industry

2.6 Trade Industry

2.7 FX/Treasury Industry

2.8 Corporates

2.9 Market Infrastructure

Using ISO 20022 and XML Messaging

Discover ISO 20022 and the solutions SWIFT has designed to help you implement it. Get an overview of the different mapping techniques and possibilities, including a demonstration of the various tools and resources developed for this purpose.

Course content

- ISO 20022: standards business modelling
- Representation syntax (XML)
- SWIFT Messaging: naming, transportation, extensions and validation mechanisms
- ISO 20022 in practice: implementation and collaboration overview
- Implementing ISO 20022: project toolkit
- MyStandards Demo (Standards, Base Libraries and Readiness Portal)
- Overview of integration solutions for translation needs



Type	Curriculum
Language	EN DE FR ID JA RU SP ZH

Request

Messaging Services

Understand which SWIFT messaging services best meet the business needs of your institution and community.

The following messaging services are covered: FIN, InterAct, FileAct, WebAccess and MI Channel.



Level	Introductory
Language	EN DE FR IT JA PT RU SP ZH

Discover



2

General
Knowledge

Work
with Messages

Deploy and
Manage Solutions

Security and
Audit

Compliance and
Shared Services

2.1 Messaging and Standards

2.2 Alliance Access

2.3 Alliance Lite2

2.4 Payments Industry

2.5 Securities Industry

2.6 Trade Industry

2.7 FX/Treasury Industry

2.8 Corporates

2.9 Market Infrastructure

Standards

Review the value of standardisation for the financial markets and lays out the various standards made available by SWIFT.



Level	Introductory
Language	EN DE FR IT JA PT RU SP ZH

Discover

Standards MT Release 2019 – Part 1 (cat 0, 1, 2, 8, 9, n)

Understand the changes for category 0, 1, 2, 8, 9, n introduced in Standards MT Release 2019 (SR 2019). Be able to properly implement the changes in your environment.



Level	Intermediate
Language	EN

Discover

Standards MT Release 2019 - Part 2 (cat 3, 5, 6)

Understand the changes for category 3, 5, 6 introduced in Standards MT Release 2019 (SR 2019). Be able to properly implement the changes in your environment.



Level	Intermediate
Language	EN

Discover



2

General
Knowledge

Work
with Messages

Deploy and
Manage Solutions

Security and
Audit

Compliance and
Shared Services

2.1 Messaging and Standards

2.2 Alliance Access

2.3 Alliance Lite2

2.4 Payments Industry

2.5 Securities Industry

2.6 Trade Industry

2.7 FX/Treasury Industry

2.8 Corporates

2.9 Market Infrastructure

Standards MT Release 2020 - Advanced Information for Category 7

Understand the changes to category 7 introduced in Standards MT Release 2020 (SR 2020) for MT 760, MT 761, MT 767, MT 775, MT 787, MT 785, MT 765, MT 786.
Be able to properly implement the changes in your environment.



Level **Intermediate**

Language **EN**

Discover

Standards MT Release 2019 - Party Fields Tightening in Cat 3 (MT 300, MT 304)

In Standards MT Release 2019 (SR 2019), mandatory changes are introduced to the party fields of Category 3 Foreign Exchange (FX) messages. Follow this course to understand these changes to MT 300 and MT 304. Learn to format the corresponding fields correctly.



Level **Intermediate**

Language **EN**

Discover

Introduction to Standards MT

Understand Standards MT and why the standard was created, understand how messages are identified and how they are structured, understand how to format Standards MT.



Level **Introductory**

Language **EN**

Discover



2

General
Knowledge

Work
with Messages

Deploy and
Manage Solutions

Security and
Audit

Compliance and
Shared Services

2.1 Messaging and Standards

2.2 Alliance Access

2.3 Alliance Lite2

2.4 Payments Industry

2.5 Securities Industry

2.6 Trade Industry

2.7 FX/Treasury Industry

2.8 Corporates

2.9 Market Infrastructure

Standards ISO 15022

Be able to understand what ISO15022 is, why we use it, know the most important concepts of ISO 15022 and understand the structure of an ISO 15022 message.



Level	Introductory
Language	EN FR JA RU SP ZH

Discover

Introduction to Standards MX

Understand what Standards MX is. Learn the basics of XML. Discover how an MX is identified, structured and formatted.



Level	Introductory
Language	EN

Discover

Introduction to ISO 20022

Discover what ISO 20022 is and why it is used. Understand how financial messaging standards are built using ISO 20022. Discover who is using ISO 20022 and the role of SWIFT.



Level	Introductory
Language	EN

Discover



2

General
Knowledge

Work
with Messages

Deploy and
Manage Solutions

Security and
Audit

Compliance and
Shared Services

2.1 Messaging and Standards

2.2 Alliance Access

2.3 Alliance Lite2

2.4 Payments Industry

2.5 Securities Industry

2.6 Trade Industry

2.7 FX/Treasury Industry

2.8 Corporates

2.9 Market Infrastructure

What you need to know about ISO 20022 adoption for payments and reporting **NEW**

Understand the essentials of ISO 20022 adoption for payments.
Gain a view on how the ISO 20022 migration will affect you and your customers who are involved in the business of cross-border payments and reporting.
Complete this module in order to start planning.



Level **Introductory**

Language **EN**

Discover

BIC (Business Identifier Code)

Understand what a BIC is, its structure and its evolution, know the BIC directories and understand how a BIC is used.



Level **Introductory**

Language **EN**

Discover



2

General
Knowledge

Work
with Messages

Deploy and
Manage Solutions

Security and
Audit

Compliance and
Shared Services

2.1 Messaging and Standards

2.2 Alliance Access

2.3 Alliance Lite2

2.4 Payments Industry

2.5 Securities Industry

2.6 Trade Industry

2.7 FX/Treasury Industry

2.8 Corporates

2.9 Market Infrastructure

Work with Messages in Alliance Access Associate

Understand the basics of SWIFT messaging, discover the various software solutions used in the financial landscape and their main functions.

Course content

- Messaging Services
- Software Solutions
- Introduction to Alliance Access



01:20

Type	Curriculum
Language	EN FR JA RU SP ZH

Discover

Work with Messages in Alliance Access Professional

Do you work with the Alliance Access Message Management GUI on a daily basis? Get hands-on with this interface; understand how FIN and MX messages are created, verified and sent to your business correspondents. Speed up messaging creation with the use of templates.

Course content

- Alliance Access/Entry Message Management GUI
- Create FIN and APC Messages Manually
- Alliance Access/Entry Messages and File Search and Reporting
- Create a Message from a Template
- Create an MX Message Manually
- Validate, Route and Dispose Manually Created Messages



03:15

Type	Curriculum
Language	EN JA RU SP ZH

Discover



2

General
Knowledge

Work
with Messages

Deploy and
Manage Solutions

Security and
Audit

Compliance and
Shared Services

2.1 Messaging and Standards

2.2 Alliance Access

2.3 Alliance Lite2

2.4 Payments Industry

2.5 Securities Industry

2.6 Trade Industry

2.7 FX/Treasury Industry

2.8 Corporates

2.9 Market Infrastructure

Work with Messages in Alliance Access Expert

Are you looking to improve your STP rate and be compliant with local regulation? Take this curriculum aimed at experienced securities operators.

Course content

- Alliance Access/Entry Send and Process Received Files
- Alliance Access/Entry Message and File Search and Reporting: Advanced Options and Troubleshooting



01:00

Type **Curriculum**

Language **EN**

Discover

Operate Alliance Access and Entry

Learn how to manually create messages using the SWIFT interface, how to verify, authorise, modify and search for SWIFT messages in FIN, InterAct and FileAct. Understand how to use the Event Log and Monitoring Application, make system queries and perform day-to-day tasks using the Relationship Management Application. Together with our instructor you will be able to experience Alliance Access through hands-on exercises.

Course content

- Messaging Services
- Software Solutions
- Introduction to Alliance Access
- Alliance Access/Entry Message Management GUI
- Create FIN and APC Messages Manually
- Create a Message from a Template
- Create an MX Message Manually
- Validate, Route and Dispose Manually Created Messages
- Manual FileAct
- Message searching and reporting
- Event Log and Monitoring
- RMA Service
- Alliance Access/Entry Relationship Management Application GUI
- Create RMA Queries and Answers
- Create Authorisations to Receive
- Manage Authorisations to Receive
- Manage Bootstrap Authorisations
- Manage Authorisations to send



2
days

Type **Curriculum**

Language **EN DE FR ID
IT JA PT SP
ZH**

Request



2

General
Knowledge

Work
with Messages

Deploy and
Manage Solutions

Security and
Audit

Compliance and
Shared Services

2.1 Messaging and Standards

2.2 Alliance Access

2.3 Alliance Lite2

2.4 Payments Industry

2.5 Securities Industry

2.6 Trade Industry

2.7 FX/Treasury Industry

2.8 Corporates

2.9 Market Infrastructure

Alliance Access/Entry Message Management GUI

Understand how to access and navigate the Access/Entry Message Management GUI and view the tasks you can perform with this GUI.



Level	Intermediate
Language	EN FR JA RU SP ZH

Discover

Alliance Access/Entry Message and File Search and Reporting: Advanced Options and Troubleshooting

Discover how to locate specific messages and files based on search criteria on the system.



Level	Advanced
Language	EN

Discover

Create FIN and APC Messages Manually

Understand how to create FIN and APC messages, in prompted and fast mode using the Alliance Message Management GUI.



Level	Advanced
Language	EN FR JA RU SP ZH

Discover



2

General
Knowledge

Work
with Messages

Deploy and
Manage Solutions

Security and
Audit

Compliance and
Shared Services

2.1 Messaging and Standards

2.2 Alliance Access

2.3 Alliance Lite2

2.4 Payments Industry

2.5 Securities Industry

2.6 Trade Industry

2.7 FX/Treasury Industry

2.8 Corporates

2.9 Market Infrastructure

Alliance Access/Entry Messages and File Search and Reporting

Discover how to locate messages and files using specific search criteria and see how to generate reports based on your search output.



Level **Advanced**

Language **EN**

Discover

Create a Message from a Template

Learn how to create a message template and use it to compose a new message, with the Alliance Message Management GUI.

Explain the message life cycle on Alliance Access
Where do you create messages?
Compare the creation of a message from scratch with the creation of a message using a template.
Explain what is a message template
Recall how to save a message as a template in Alliance Access.
Create a message using a template



Level **Advanced**

Language **EN FR JA RU
SP ZH**

Discover

Alliance Access/Entry Send and Process Received Files

Explore the methods to manually send and receive individual and batches of files.

Recall the definition of the functions Send files and Get files.
Remember the definition of the file message flow options Route and Send.
Demonstrate creating a Send File message template.
Demonstrate using the template to manually send a file, and monitor the file transfer.
Demonstrate creating a Get File message.
Demonstrate using the Batch File Input method to send a file.



Level **Advanced**

Language **EN**

Discover



2

General
Knowledge

Work
with Messages

Deploy and
Manage Solutions

Security and
Audit

Compliance and
Shared Services

2.1 Messaging and Standards

2.2 Alliance Access

2.3 Alliance Lite2

2.4 Payments Industry

2.5 Securities Industry

2.6 Trade Industry

2.7 FX/Treasury Industry

2.8 Corporates

2.9 Market Infrastructure

Create an MX Message Manually

Simulate the creation of an MX message, for example a Subscription Order using the Funds standards MX, with the Alliance Message Management GUI.



00:30

Level

Advanced

Language

**EN FR JA RU
SP ZH**

Discover

Validate, Route and Dispose Manually Created Messages

Understand how to validate route and dispose manually created messages, and deal with warnings and errors, on the Alliance Message Management GUI.



00:20

Level

Advanced

Language

**EN FR JA RU
SP ZH**

Discover



2

General
Knowledge

Work
with Messages

Deploy and
Manage Solutions

Security and
Audit

Compliance and
Shared Services

2.1 Messaging and Standards
2.2 Alliance Access
2.3 Alliance Lite2

2.4 Payments Industry
2.5 Securities Industry
2.6 Trade Industry

2.7 FX/Treasury Industry
2.8 Corporates
2.9 Market Infrastructure

Work with Messages in Alliance Lite2

Associate

Understand the basics of SWIFT messaging, discover the various software solutions used in the financial landscape and their main functions.

Course content

- Messaging Services
- Software Solutions
- Introduction to Alliance Access
- Introduction to Alliance Lite2



01:30

Type **Curriculum**

Language **EN FR**

Discover

Work with Messages in Alliance Lite2

Professional

Do you work with Alliance Lite2 on a daily basis? Get hands on this interface; understand how FIN and MX messages are created, verified and sent to your business correspondents. Speed up messaging creation with the use of templates. The software simulations in these courses feature the Alliance Access interface. However they are also applicable to the Alliance Lite2 GUI.

Course content

- Token-based certificate management in Alliance Lite2
- Alliance Lite2: UETR addition
- Create FIN and APC Messages Manually
- Alliance Access/Entry Messages and File Search and Reporting
- Create a Message from a Template
- Create an MX Message Manually



03:00

Type **Curriculum**

Language **EN JA RU SP
ZH**

Discover



2

General
Knowledge

Work
with Messages

Deploy and
Manage Solutions

Security and
Audit

Compliance and
Shared Services

2.1 Messaging and Standards
2.2 Alliance Access
2.3 Alliance Lite2

2.4 Payments Industry
2.5 Securities Industry
2.6 Trade Industry

2.7 FX/Treasury Industry
2.8 Corporates
2.9 Market Infrastructure

Message Management in Alliance Lite2 ^{NEW}

Explore the basic concepts regarding message management in Alliance Lite2.

Learning objectives:

- Identify the two ways to send message through Alliance Lite2
- Indicate at least three parts of which a message is structured
- Differentiate between an original, copy and notification instance
- Define the three states of a message instance
- Recall at least three queues on Alliance Lite2
- Tell where you can search for a message and generate a report



Level **Intermediate**

Language **EN**

Discover

Message Management in the Alliance Lite2 Web Interface

Get an overview of the various message and file management tasks that you can perform with the Alliance Lite2 Web Interface.

Learning objectives

- Demonstrate how to access the Alliance Lite2 Web Interface
- Differentiate at least three messaging related menu lists on the Alliance Lite2 Web Interface
- Show the menu option that you should select to create a MT/MX message
- Show the menu option that you should select to create a MT/MX message from a template
- Show the menu option that you should select to send a file manually
- Show the menu option that you should select to modify a message



Type **Intermediate**

Language **EN**

Discover

Sending Messages Manually in Alliance Lite2 ^{NEW}

Explore the message life cycle for a manually created message in Alliance Lite2.

Learning objectives

- Differentiate the steps to manually create a message in the Alliance Lite2 Web Interface.
- Explain the steps to create a message template
- Explain the steps to create a message from a template
- Describe the fast and prompted mode to create a message
- Differentiate between routing and disposing a message



Type **Intermediate**

Language **EN**

Discover



2

General
Knowledge

Work
with Messages

Deploy and
Manage Solutions

Security and
Audit

Compliance and
Shared Services

2.1 Messaging and Standards
2.2 Alliance Access
2.3 Alliance Lite2

2.4 Payments Industry
2.5 Securities Industry
2.6 Trade Industry

2.7 FX/Treasury Industry
2.8 Corporates
2.9 Market Infrastructure

Create MT Messages Manually in Alliance Lite2 **NEW**

Create FIN and APC messages, in prompted and fast mode, using the Alliance Lite2 Web Interface.

Learning objectives

- Indicate the three mandatory steps to create an MT message
- Differentiate between mandatory and not mandatory fields on an MT message
- Demonstrate how to create an MT message from scratch
- Identify the next steps on the message flow after message creation for an MT message



Type **Intermediate**

Language **EN**

Discover

Create MX Messages Manually in Alliance Lite2 **NEW**

Simulate the creation of an MX message, for example a Subscription Order using the Funds standards MX, using the Alliance Lite2 Web Interface.

Learning objectives

- Indicate the four mandatory steps to create an MX message
- Differentiate between mandatory and not mandatory fields on an MX message
- Demonstrate how to create an MX message from scratch
- Identify the next steps on the message flow after message creation for an MX message



Type **Intermediate**

Language **EN**

Discover



2

General
Knowledge

Work
with Messages

Deploy and
Manage Solutions

Security and
Audit

Compliance and
Shared Services

2.1 Messaging and Standards
2.2 Alliance Access
2.3 Alliance Lite2

2.4 Payments Industry
2.5 Securities Industry
2.6 Trade Industry

2.7 FX/Treasury Industry
2.8 Corporates
2.9 Market Infrastructure

Work with Payment Messages Associate

New to payments? Take this curriculum to understand the basics of the payments industry, discover the world of SWIFT Standards, and become familiar with the most common business flows.

Course content

- Standards
- Introduction to Standards MT
- BIC (Business Identifier Code)
- MyStandards
- Introduction to the Payments Market
- Financial Community and Messaging Needs
- Customer Payments and Transaction Reporting
- Bank Payments and Transaction Reporting
- Transaction and Account Reporting



02:45

Type **Curriculum**

Language **EN**

Discover

Work with Payment Messages Professional

Do you need to work with SWIFT payments on a daily basis? Take this curriculum to become fluent with the various SWIFT payments MTs and learn how to use them properly in different business scenarios.

Course content

- Customer Payments Using the MT 103 with the Serial Method
- Customer Payments Using the MT 103 with the Cover Method
- Using MT 202 COV
- Cancellation, Investigation and Exception Handling of MT 103 Messages
- Bank-to-Bank Payments with MT 202
- Cash Management Using MT 200, MT 202 and MT 210
- Payment Instruction Status and End of Day Account Reporting (MT 900, MT 910, MT 940, MT 942, MT 950)



03:10

Type **Curriculum**

Language **EN JA RU SP
ZH**

Discover



2

General
Knowledge

Work
with Messages

Deploy and
Manage Solutions

Security and
Audit

Compliance and
Shared Services

2.1 Messaging and Standards
2.2 Alliance Access
2.3 Alliance Lite2

2.4 Payments Industry
2.5 Securities Industry
2.6 Trade Industry

2.7 FX/Treasury Industry
2.8 Corporates
2.9 Market Infrastructure

Work with Payment Messages Expert

Are you looking to improve your STP rate and be compliant with local regulation? Take this curriculum aimed at experienced payments operators!

Course content

- Charging Options in the MT 103
- Market Practice Guidelines for the Settlement of International Payment Charges MT 103



01:00

Type	Curriculum
Language	EN JA RU SP ZH

Discover

Work with SWIFT gpi Associate

Take this curriculum to know the SWIFT gpi products and mandatory Onboarding Programme and get prepared for your SWIFT gpi project.

Course content

- SWIFT gpi: Introduction to SWIFT gpi
- SWIFT gpi: Tracker
- SWIFT gpi: Observer Insights
- SWIFT gpi: Directory
- SWIFT gpi: Plan Your Project
- SWIFT gpi: Onboarding Programme



02:50

Type	Curriculum
Language	EN

Discover

Work with SWIFT gpi: gpi Rulebooks Professional

Do you have to properly implement changes for your SWIFT gpi? Take this curriculum to understand the business rules and technical specifications of gpi rulebooks.

Course content

- SWIFT gpi: Customer Credit Transfer Rulebook
- SWIFT gpi: Stop and Recall Rulebook (gSRP)
- SWIFT gpi: Cover service Rulebook (gCOV)



05:30

Type	Curriculum
Language	EN

Discover



2

General
Knowledge

Work
with Messages

Deploy and
Manage Solutions

Security and
Audit

Compliance and
Shared Services

2.1 Messaging and Standards
2.2 Alliance Access
2.3 Alliance Lite2

2.4 Payments Industry
2.5 Securities Industry
2.6 Trade Industry

2.7 FX/Treasury Industry
2.8 Corporates
2.9 Market Infrastructure

Work with SWIFT gpi: Tracker GUI Professional



Take this curriculum to learn how you can use SWIFT gpi Tracker GUI to manage and manually process your transactions/requests of various gpi services.

Course content

- SWIFT gpi: Tracker
- Introduction to SWIFT gpi Tracker GUI
- Check the Status of an Uncompleted gCCT Payment You Instructed
- Check the Status of a gCCT Payment with a UETR
- Check the Status of a gCCT Payment with a Senders Reference
- Manually Update the Status of a gCCT Payment
- Manually Update the Status of a Cover as a gCOV Reimbursement Agent
- Manually Respond to a gSRP request
- Manually Initiate a gSRP request

Type **Curriculum**

Language **EN**

Discover

ISO 20022 adoption Professional **NEW** – Cross-Border Payments and Reporting Plus (CBPR+)



Understand how to interpret and populate an ISO 20022 message following the Cross-Border Payments and Reporting Plus (CBPR+).

Course content

- What you need to know about ISO 20022 adoption for payments and reporting
- Introduction to ISO 20022
- Introduction to Standards MX

Type **Curriculum**

Language **EN**

Discover



2

General
Knowledge

Work
with Messages

Deploy and
Manage Solutions

Security and
Audit

Compliance and
Shared Services

2.1 Messaging and Standards
2.2 Alliance Access
2.3 Alliance Lite2

2.4 Payments Industry
2.5 Securities Industry
2.6 Trade Industry

2.7 FX/Treasury Industry
2.8 Corporates
2.9 Market Infrastructure

Mastering the Single Customer Credit Transfer (MT103)

A specialised tailored learning package for anyone who would like to fully master the Single Customer Credit Transfer (MT 103 and MT 202 COV). The training facilitator will guide the participants through a number of case studies and exercises and where also your own examples can be used and to get guidance on rules and best practises for payment messages with reference to the SWIFT User Handbook.

Course content

- Customer payments using the Serial method with MT 103
- Customer payments using the Cover method with MT 103 and MT 202 COV
- Charging options in the MT103
- Market Practice Guidelines for the settlement of international payment charges MT 103
- Workshop using client examples on how to enhance STP and apply market practices
- Additional client exercises



Type	Curriculum
Language	EN DE FR ID JA SP ZH

Request



2

General
Knowledge

Work
with Messages

Deploy and
Manage Solutions

Security and
Audit

Compliance and
Shared Services

2.1 Messaging and Standards
2.2 Alliance Access
2.3 Alliance Lite2

2.4 Payments Industry
2.5 Securities Industry
2.6 Trade Industry

2.7 FX/Treasury Industry
2.8 Corporates
2.9 Market Infrastructure

SWIFT Payments Certification Exam

Individuals who successfully pass the certification exam for payments are acknowledged experts in the creation, processing, and troubleshooting of SWIFT MTs.

Topics you will be qualified on include

- General knowledge of SWIFT and the Payments Market
- Message Type categories 1, 2, 9 and Common Group Messages
- Processing methods: High Value, Serial and Cover payments
- Troubleshooting: Message Flows, Mapping Rules, Party Identification, and Charging Options
- Payment Regulations



Type **Certification**

Language **EN**

[Request](#)

[Read more](#)

Introduction to the Payments Market

Know the payments market, recognise the instruments and players active in the payments market, and understand how SWIFT supports the payments industry.



00:15

Level **Introductory**

Language **EN FR JA RU
SP ZH**

[Discover](#)

Customer Payments and Transaction Reporting

Understand the SWIFT customer payment message flows and related transaction reporting, identify the various parties involved in a customer payment and understand the differences of a customer payment made with the serial method and the cover method.



00:20

Level **Intermediate**

Language **EN FR JA RU
SP ZH**

[Discover](#)



2

General
Knowledge

Work
with Messages

Deploy and
Manage Solutions

Security and
Audit

Compliance and
Shared Services

2.1 Messaging and Standards
2.2 Alliance Access
2.3 Alliance Lite2

2.4 Payments Industry
2.5 Securities Industry
2.6 Trade Industry

2.7 FX/Treasury Industry
2.8 Corporates
2.9 Market Infrastructure

Customer Payments Using the MT 103 with the Serial Method

Understand the meaning and usage of the different fields in the MT 103 when sent with the Serial method and be able to format an MT 103 correctly from a given scenario.



Level	Advanced
Language	EN FR JA RU SP ZH

Discover

Customer Payments Using the MT 103 with the Cover Method

Understand the meaning and usage of the different fields in the MT 103 when sent with the Cover method, to format an MT 202 COV correctly and map the required fields from the MT 103 to the MT 202 COV.



Level	Advanced
Language	EN FR JA RU SP ZH

Discover

Charging Options in the MT 103

Understand the usage of the different charging options in the MT 103 when sent with the Serial and Cover method and be able to correctly use the charging options of the MT 103 from a given scenario.



Level	Advanced
Language	EN FR JA RU SP ZH

Discover



2

General
Knowledge

Work
with Messages

Deploy and
Manage Solutions

Security and
Audit

Compliance and
Shared Services

2.1 Messaging and Standards
2.2 Alliance Access
2.3 Alliance Lite2

2.4 Payments Industry
2.5 Securities Industry
2.6 Trade Industry

2.7 FX/Treasury Industry
2.8 Corporates
2.9 Market Infrastructure

Market Practice Guidelines for the Settlement of International Payment Charges MT 103

Understand the main post-payment claims for cross-border payment charges and to be able to correctly use these guidelines from a given scenario.



Level	Advanced
Language	EN FR JA RU SP ZH

Discover

Using MT 202 COV

Understand the meaning and usage of the different fields in the MT 202 COV and be able to map the required fields from the MT 103 to the MT 202 COV.



Level	Advanced
Language	EN FR JA RU SP ZH

Discover

Cancellation, Investigation and Exception Handling of MT 103 Messages

Understand how to use the available cancellation, investigation and exception messages and be able to format the cancellation, investigation and exception messages from a given scenario.



Level	Advanced
Language	EN FR JA RU SP ZH

Discover



2

General
Knowledge

Work
with Messages

Deploy and
Manage Solutions

Security and
Audit

Compliance and
Shared Services

2.1 Messaging and Standards
2.2 Alliance Access
2.3 Alliance Lite2

2.4 Payments Industry
2.5 Securities Industry
2.6 Trade Industry

2.7 FX/Treasury Industry
2.8 Corporates
2.9 Market Infrastructure

Bank Payments and Transaction Reporting

Understand the SWIFT bank-to-bank payment message flows and related transaction reporting, and identify the various parties involved in a bank-to-bank payment.



Level	Intermediate
Language	EN FR JA RU SP ZH

Discover

Bank-to-Bank Payments with MT 202

Understand the meaning and usage of the different fields in the MT 202 and be able to format an MT 202 correctly from a given scenario.



Level	Advanced
Language	EN FR JA RU ZH

Discover

Bank to Bank Payments (MT 202) Exercises

Additional MT 202 Exercises. Improve the STP level of your messages. Process manually received messages. Analyse the content of the MT 202.



Level	Advanced
Language	EN

Discover



2

General
Knowledge

Work
with Messages

Deploy and
Manage Solutions

Security and
Audit

Compliance and
Shared Services

2.1 Messaging and Standards
2.2 Alliance Access
2.3 Alliance Lite2

2.4 Payments Industry
2.5 Securities Industry
2.6 Trade Industry

2.7 FX/Treasury Industry
2.8 Corporates
2.9 Market Infrastructure

Cash Management Using MT 200, MT 202 and MT 210

Be able to understand the MT 200 and MT 202 when used in managing a bank's own cash, be able to format the MT 200 and MT 202 correctly from a given scenario and understand and format the MT 210 when used in a cash management scenario.



Level	Advanced
Language	EN FR JA RU SP ZH

Discover

Cash Management using MT 200, MT 202 and MT 210 Exercises

Additional Cash Management Exercises. Understand the format of the category 2 messages involved. Comprehend the flow of sent and received messages Create MT 202, MT 200 and MT 210 manually.



Level	Advanced
Language	EN

Discover

Transaction and Account Reporting

Understand the usage and flow of transaction and account reporting messages, understand which message type are used for transaction and account reporting.



Level	Intermediate
Language	EN FR JA RU SP ZH

Discover



2

General
Knowledge

Work
with Messages

Deploy and
Manage Solutions

Security and
Audit

Compliance and
Shared Services

2.1 Messaging and Standards
2.2 Alliance Access
2.3 Alliance Lite2

2.4 Payments Industry
2.5 Securities Industry
2.6 Trade Industry

2.7 FX/Treasury Industry
2.8 Corporates
2.9 Market Infrastructure

Payment Instruction Status and End of Day Account Reporting (MT 900, MT 910, MT 940, MT 942, MT 950)

Understand the format and usage of the debit/credit confirmations and the account statement messages.



Level	Advanced
Language	EN FR JA RU SP ZH

Discover

Payment Instruction Status and End of Day Account Reporting (MT 900, MT 910, MT 950) Exercises

Statement, status and confirmation exercises. Master the format of the MT 900, MT 910 and MT 950. Understand the information contained in the above messages.



Level	Advanced
Language	EN

Discover

SWIFT gpi: Introduction to SWIFT gpi

Discover what SWIFT gpi is, what it offers, and how it works. Understand how this new norm of cross-border payments benefits the entire financial community.

Be able to list the four rules that distinguish SWIFT gpi from traditional cross-border payments
Be able to describe how the unique SWIFT gpi identifier, UETR, enables end-to-end tracking
Be able to explain the three SWIFT gpi services
Be able to describe the three SWIFT gpi products
Be able to list the two SWIFT gpi Professional Services
Be able to name at least two benefits that gpi has for banks, corporates, and Market Infrastructures (MIs) respectively



Level	Introductory
Language	EN JA SP ZH

Discover



2

General
Knowledge

Work
with Messages

Deploy and
Manage Solutions

Security and
Audit

Compliance and
Shared Services

2.1 Messaging and Standards
2.2 Alliance Access
2.3 Alliance Lite2

2.4 Payments Industry
2.5 Securities Industry
2.6 Trade Industry

2.7 FX/Treasury Industry
2.8 Corporates
2.9 Market Infrastructure

SWIFT gpi: Plan Your Project

Discover everything you must know to plan your gpi project.



Level **Introductory**

Language **EN**

Discover

SWIFT gpi: Onboarding Programme

Understand the phases in the gpi Onboarding process.
Understand how SWIFT will support you through each of these phases.
Be able to prepare for kicking off your Onboarding Programme.



Level **Advanced**

Language **EN**

Discover

SWIFT gpi: Tracker

Discover what the Tracker is and its role in your gpi environment.
Understand how you can interact with the Tracker.
Be able to use the Tracker GUI to manage your gpi activities.



Level **Intermediate**

Language **EN**

Discover



2

General
Knowledge

Work
with Messages

Deploy and
Manage Solutions

Security and
Audit

Compliance and
Shared Services

2.1 Messaging and Standards
2.2 Alliance Access
2.3 Alliance Lite2

2.4 Payments Industry
2.5 Securities Industry
2.6 Trade Industry

2.7 FX/Treasury Industry
2.8 Corporates
2.9 Market Infrastructure

Introduction to SWIFT gpi Tracker GUI

Understand the fundamentals of the SWIFT gpi Tracker GUI.



Level **Intermediate**

Language **EN**

Discover

Check the Status of an Uncompleted gCCT Payment You Instructed

This guided simulation helps you to understand how to check the status of an uncompleted gCCT payment you instructed.



Level **Intermediate**

Language **EN**

Discover

Check the Status of a gCCT Payment with a UETR

This guided simulation helps you to understand how to check the status of a gCCT payment with a UETR.



Level **Intermediate**

Language **EN**

Discover



2

General
Knowledge

Work
with Messages

Deploy and
Manage Solutions

Security and
Audit

Compliance and
Shared Services

2.1 Messaging and Standards
2.2 Alliance Access
2.3 Alliance Lite2

2.4 Payments Industry
2.5 Securities Industry
2.6 Trade Industry

2.7 FX/Treasury Industry
2.8 Corporates
2.9 Market Infrastructure

Check the Status of a gCCT Payment with a Sender's Reference

This guided simulation helps you to understand how to check the status of a gCCT payment with a Sender's Reference.



Level **Intermediate**

Language **EN**

Discover

Universal Confirmations for MT103 Rulebook

Learn the business rules and technical specifications of the Universal Confirmations for MT 103 Rulebook, which will be applicable to all FIN users as of Standards MT Release 2020 (SR 2020).



Level **Intermediate**

Language **EN**

Discover

Introduction to Basic Tracker **NEW**

Understand what Basic Tracker is in the context of Universal Confirmations. Know the difference between the Basic Tracker and the SWIFT gpi Tracker.



Level **Introductory**

Language **EN**

Discover



2

General
Knowledge

Work
with Messages

Deploy and
Manage Solutions

Security and
Audit

Compliance and
Shared Services

2.1 Messaging and Standards
2.2 Alliance Access
2.3 Alliance Lite2

2.4 Payments Industry
2.5 Securities Industry
2.6 Trade Industry

2.7 FX/Treasury Industry
2.8 Corporates
2.9 Market Infrastructure

Usage of the SWIFT Basic Tracker **NEW**

Check and update a payment status using the Basic Tracker. Perform administrative tasks.



Level **Intermediate**

Language **EN**

Discover

Manually Update the Status of a gCCT Payment

This guided simulation helps you to understand how to manually update the status of a gCCT Payment.



Level **Intermediate**

Language **EN**

Discover

Manually Update the Status of a Cover as a gCOV Reimbursement Agent

This guided simulation helps you to understand how to manually update the status of a cover as a gCOV reimbursement agent.



Level **Intermediate**

Language **EN**

Discover



2

General
Knowledge

Work
with Messages

Deploy and
Manage Solutions

Security and
Audit

Compliance and
Shared Services

2.1 Messaging and Standards
2.2 Alliance Access
2.3 Alliance Lite2

2.4 Payments Industry
2.5 Securities Industry
2.6 Trade Industry

2.7 FX/Treasury Industry
2.8 Corporates
2.9 Market Infrastructure

Manually Respond to a gSRP Request

This guided simulation helps you to understand how to manually respond to a gSRP request.



Level **Intermediate**

Language **EN**

Discover

Manually Initiate a gSRP Request

This guided simulation helps you to understand how to manually initiate a gSRP request.



Level **Intermediate**

Language **EN**

Discover

SWIFT gpi: What Will Change From SR 2019 **NEW**

Discover what changes will be introduced in Standards MT Release for gpi (SR 2019 for gpi) to the gpi agents. These changes are valid for gpi customer credit transfer, gpi cover payments, and gpi stop and recall services.



Level **Intermediate**

Language **EN**

Discover



2

General
Knowledge

Work
with Messages

Deploy and
Manage Solutions

Security and
Audit

Compliance and
Shared Services

2.1 Messaging and Standards
2.2 Alliance Access
2.3 Alliance Lite2

2.4 Payments Industry
2.5 Securities Industry
2.6 Trade Industry

2.7 FX/Treasury Industry
2.8 Corporates
2.9 Market Infrastructure

SWIFT gpi: Observer Insights

Discover what Observer Insights is and its role in your gpi environment.
Understand how you are measured against the gpi business rules.
Be able to use Observer Insights to assess your gpi quality and the quality of the gpi community.



Level **Advanced**

Language **EN**

Discover

SWIFT gpi: Directory

Discover what the SWIFT gpi Directory is and what it contains. Know when and how the gpi files are published and how to access them. Understand the role of the gpi Directory in your gpi environment.



Level **Introductory**

Language **EN**

Discover

SWIFT gpi: Customer Credit Transfer Rulebook

Understand the business rules and technical specifications.



Level **Advanced**

Language **EN**

Discover



2

General
Knowledge

Work
with Messages

Deploy and
Manage Solutions

Security and
Audit

Compliance and
Shared Services

2.1 Messaging and Standards
2.2 Alliance Access
2.3 Alliance Lite2

2.4 Payments Industry
2.5 Securities Industry
2.6 Trade Industry

2.7 FX/Treasury Industry
2.8 Corporates
2.9 Market Infrastructure

SWIFT gpi: Stop and Recall Rulebook (gSRP)

Understand the business rules and technical specifications.

Be able to gain a full understanding of the gpi Stop and Recall (gSRP) process and the underlying business rules
Be able to understand involvement of non gpi Agents in the gSRP process
Be able to format/send Stop and Recall requests (MT 192/MT 199)
Be able to receive and interpret Stop and Recall requests (MT 192)
Be able to format/send Stop and Recall responses (MT 196/MT 199)
Be able to receive and interpret Stop and Recall responses (MT 196/MT 199)
Be able to receive and understand Tracker generated status notifications (MT 199)
Be able to understand special case scenarios (i.e. involving Market Infrastructures)



Level **Advanced**

Language **EN**

Discover

SWIFT gpi: Cover Service Rulebook (gCOV)

Understand the business rules and technical specifications.

Be able to gain a full understanding of the gpi Cover Service (gCOV) and the underlying business rules
Be able to understand the different roles of the gCOV Agents
Be able to understand what constitutes a gCOV transaction (MT 202 COV/MT 205 COV) and what "gpi-enabled" means
Be able to initiate a gCOV and understand the business and technical rules linked to this process
Be able to relay a gCOV as an intermediary and understand the business and technical rules linked to this process
Be able to understand when MT 299 gpi confirmations must be sent and how to format them in the different use cases
Be able to understand who is entitled to receive Tracker notifications in various use cases



Level **Advanced**

Language **EN**

Discover



2

General
Knowledge

Work
with Messages

Deploy and
Manage Solutions

Security and
Audit

Compliance and
Shared Services

2.1 Messaging and Standards
2.2 Alliance Access
2.3 Alliance Lite2

2.4 Payments Industry
2.5 Securities Industry
2.6 Trade Industry

2.7 FX/Treasury Industry
2.8 Corporates
2.9 Market Infrastructure

Work with Securities Messages Associate

New to securities? Take this curriculum to understand the basics of the securities industry, discover the world of SWIFT Standards, and become familiar with the most common securities message flows.

Course content

- Standards
- Introduction to Standards MT
- BIC (Business Identifier Code)
- MyStandards
- Financial Community and Messaging Needs
- Introduction to the Securities Market
- Introduction to Securities Settlement
- Securities Reporting and Reconciliation



02:35

Type **Curriculum**

Language **EN**

Discover

Work with Securities Messages Professional

Do you need to work with SWIFT securities messages on a daily basis? Take this curriculum to become fluent with the various SWIFT securities MTs and learn how to use them properly in different business scenarios.

Course content

- Instruction, Status and Confirmation with ISO 15022 (incl. MT 540, 541, 542, 543, 544, 545, 546, 547, 548)
- Settlement Allegements with ISO 15022 (MT 578)
- Conditions Modifications with ISO 15022 (incl. MT 530, MT 548)
- Transaction Cancellation with ISO 15022 (MT 540, 541, 542, 543, 548)
- Partial Settlement with ISO 15022 (incl. MT 540, 541, 542, 543, 544, 545, 546, 547, 548)
- Statement of Holdings report with ISO 15022 (incl. MT 535)
- Statement of Transactions with ISO 15022 (incl. MT 536)
- Statement of Pending Transactions report with ISO 15022 (incl. MT 537)



04:00

Type **Curriculum**

Language **EN JA RU SP
ZH**

Discover



2

General
Knowledge

Work
with Messages

Deploy and
Manage Solutions

Security and
Audit

Compliance and
Shared Services

2.1 Messaging and Standards
2.2 Alliance Access
2.3 Alliance Lite2

2.4 Payments Industry
2.5 Securities Industry
2.6 Trade Industry

2.7 FX/Treasury Industry
2.8 Corporates
2.9 Market Infrastructure

Investment Funds – ISO 20022 Messages

Get an overview of SWIFT's solution for investment funds and in-depth information on the related ISO 20022 messages. Learn about the products and services that SWIFT makes available to you during each step of your ISO 20022 adoption and migration project.

Course content

- Update on the mandatory migration
- Benefits of ISO 20022
- A short overview of SWIFT's investment funds solution, including the ISO 20022 message flows and players involved
- Detailed explanation of the ISO 20022 order flow messages (order, status & confirmation) and their functionalities using a real-life case study
- Overview of one of the several SWIFT products to ease your ISO 20022 adoption (MyStandards)



Type	Curriculum
Language	EN DE FR ID JA SP ZH

Request

Corporate Actions - ISO 15022 Messages

Explore in detail the features and benefits of the ISO 15022 standards and get up to date with the latest standard developments.

Course content

- The principles of ISO 15022 standards, namely the message building blocks and the generic field concept
- The different functions of a message and when to use them
- Overview of the most commonly used codes and qualifiers
- How to read the User Handbook
- Message flow and timeline for voluntary and mandatory events
- Corporate actions messages:
 - » MT 564 Corporate action notification
 - » MT 565 Corporate action instruction
 - » MT 566 Corporate action confirmation
 - » MT 567 Corporate action status and processing advice
 - » MT 568 Corporate action narrative
- Event types include cash dividend, dividend option, exercise of warrants, bond redemption, interest payment and exchange offer
- ISO 15022 messages used in the context of market claims/transformations



Type	Curriculum
Language	EN DE FR ID JA SP ZH

Request



2

General
Knowledge

Work
with Messages

Deploy and
Manage Solutions

Security and
Audit

Compliance and
Shared Services

2.1 Messaging and Standards
2.2 Alliance Access
2.3 Alliance Lite2

2.4 Payments Industry
2.5 Securities Industry
2.6 Trade Industry

2.7 FX/Treasury Industry
2.8 Corporates
2.9 Market Infrastructure

ISO 20022 Messages for Corporate Actions

Find out more about the ISO 20022 messages for Corporate Actions. Technically, this xml-based standard will bring tremendous added value for IT implementation and maintenance. Furthermore, ISO 20022 is bridging the gap in terms of data completeness, processes and message flows.

Course content

- ISO 20022: Standards Business Modelling
- MX Messaging overview: structure, naming, validation and transport
- ISO 15022 - ISO 20022 co-existence rules and market practices
- Business Transactions Message flows for Mandatory events, events with options and voluntary events
- The SMPG global recommendations and the CAJWG principles
- References in ISO 20022 Securities Events
- Practical scenarios covering:
 - » Announcements, replacements, cancellations, reminders and withdrawals
 - » Final entitlements
 - » Election instructions and re-bookings
 - » Confirmations and Reversals
 - » Preliminary Advice Process
 - » Market Claims Management and message flows.



Type	Curriculum
Language	EN DE FR ID JA SP ZH

Request

ISO 20022 Messages for Securities Settlement and Management

Understand the principles of ISO 20022, and the ISO 20022 securities settlement and reconciliation message flows and message content. Learn everything you need to know about the usage of these ISO 20022 messages.

Course content

- ISO 20022: Standards Business Modelling
- MX messaging overview: structure, naming, validation and transport
- ISO 15022 - ISO 20022 co-existence rules and market practices
- MyStandards and MyStandards Base Libraries Demo
- Practical case studies for:
 - » Settlement and Reconciliation
 - » Allegements
 - » Referencing
 - » Modifications
 - » Cancellations
 - » Reporting
 - » Securities Financing (Repos)
 - » Sub-accounts restriction process
 - » Intra-position movements



Type	Curriculum
Language	EN DE FR ID JA SP ZH

Request



2

General
Knowledge

Work
with Messages

Deploy and
Manage Solutions

Security and
Audit

Compliance and
Shared Services

2.1 Messaging and Standards
2.2 Alliance Access
2.3 Alliance Lite2

2.4 Payments Industry
2.5 Securities Industry
2.6 Trade Industry

2.7 FX/Treasury Industry
2.8 Corporates
2.9 Market Infrastructure

Introduction to the Securities Market

Understand what Securities are, know the securities market and discover how SWIFT supports the securities industry.



Level **Intermediate**

Language **EN**

Discover

Introduction to Securities Settlement

Understand the settlement process and parties involved, understand the message flows and know the related process.



Level **Intermediate**

Language **EN JA RU SP ZH**

Discover

Instruction, Status and Confirmation with ISO 15022 (incl. MT 540, 541, 542, 543, 544, 545, 546, 547, 548)

Be able to send a Securities Settlement Instruction, know how to interpret a Securities Settlement Transaction Status Advice and Confirmation.



Level **Advanced**

Language **EN FR JA RU SP ZH**

Discover



2

General
Knowledge

Work
with Messages

Deploy and
Manage Solutions

Security and
Audit

Compliance and
Shared Services

2.1 Messaging and Standards
2.2 Alliance Access
2.3 Alliance Lite2

2.4 Payments Industry
2.5 Securities Industry
2.6 Trade Industry

2.7 FX/Treasury Industry
2.8 Corporates
2.9 Market Infrastructure

Settlement Allegements with ISO 15022 (MT 578)

Be able to correctly use the Settlement Allegement notification in ISO 15022 and understand the Settlement Allegement notification cancellation and removal processes.



Level	Advanced
Language	EN FR JA RU SP ZH

Discover

Conditions Modifications with ISO 15022 (incl. MT 530, MT 548)

Understand what a condition modification is, understand the message flow for condition modifications and understand the MT530 Transaction Processing Command.



Level	Advanced
Language	EN FR JA RU SP ZH

Discover

Transaction Cancellation with ISO 15022 (MT 540, 541, 542, 543, 548)

Be able to send a securities settlement instruction cancellation request for unmatched/matched settlement instructions, follow up on the status of the cancellation request, be informed about some additional cancellation cases.



Level	Advanced
Language	EN FR JA RU SP ZH

Discover



2

General
Knowledge

Work
with Messages

Deploy and
Manage Solutions

Security and
Audit

Compliance and
Shared Services

2.1 Messaging and Standards
2.2 Alliance Access
2.3 Alliance Lite2

2.4 Payments Industry
2.5 Securities Industry
2.6 Trade Industry

2.7 FX/Treasury Industry
2.8 Corporates
2.9 Market Infrastructure

Partial Settlement with ISO 15022 (incl. MT 540, 541, 542, 543, 544, 545, 546, 547, 548)

Understand what partial settlement is, know the message flow for partial settlement messages and how to indicate partial settlement within these messages.



Level **Advanced**

Language **EN FR JA RU
SP ZH**

Discover

Settlement Instructions, Status and Confirmation with ISO 20022 (sese.023, sese.024, sese.025)

Send a securities settlement instruction correctly respecting the ISO standard and market practice guidelines. Interpret a securities settlement transaction status advice and confirmation.



Level **Advanced**

Language **EN**

Discover

Settlement Allegements with ISO 20022 (sese. 028, sese. 029, semt. 020)

Use correctly the settlement allegement notification in ISO 20022. Understand the allegement notification cancellation, the allegement notification removal and the counterparty response.



Level **Advanced**

Language **EN**

Discover



2

General
Knowledge

Work
with Messages

Deploy and
Manage Solutions

Security and
Audit

Compliance and
Shared Services

2.1 Messaging and Standards
2.2 Alliance Access
2.3 Alliance Lite2

2.4 Payments Industry
2.5 Securities Industry
2.6 Trade Industry

2.7 FX/Treasury Industry
2.8 Corporates
2.9 Market Infrastructure

Conditions Modifications with ISO 20022 (including sese.030, sese.031)

Learn how to correctly modify conditions in ISO 20022.
Understand the conditions modification status advice.



Level **Advanced**

Language **EN**

Discover

Transaction Modifications with ISO 20022 (including sese.038, sese.039)

Learn how to correctly modify transactions with ISO 20022.
Understand the transaction modifications status advice.



Level **Advanced**

Language **EN**

Discover

Transaction Cancellation with ISO 20022 (including sese.020, sese.027, sese.024)

Be able to send a securities settlement instruction cancellation request for unmatched/matched settlement instructions. Follow up on the status of the cancellation request. Be informed about some additional cancellation cases.



Level **Advanced**

Language **EN FR**

Discover



2

General
Knowledge

Work
with Messages

Deploy and
Manage Solutions

Security and
Audit

Compliance and
Shared Services

2.1 Messaging and Standards
2.2 Alliance Access
2.3 Alliance Lite2

2.4 Payments Industry
2.5 Securities Industry
2.6 Trade Industry

2.7 FX/Treasury Industry
2.8 Corporates
2.9 Market Infrastructure

Partial settlement with ISO 20022 (incl. sese.023, sese.024, sese.025)

Understand what partial settlement is. Know the message flow for partial settlement messages and how to indicate partial settlement within these messages.



Level **Advanced**

Language **EN**

Discover

Securities Reporting and Reconciliation

Understand what securities reporting and reconciliation is and why it is needed, understand the message flows used in reporting and reconciliation, understand some general features used in securities reporting and reconciliation.



Level **Intermediate**

Language **EN FR RU SP
JA**

Discover

Statement of Holdings report with ISO 15022 (incl. MT 535)

Be able to read and interpret the Statement of Holdings correctly and understand the different versions and their specificities.



Level **Advanced**

Language **EN FR JA RU
SP ZH**

Discover



2

General
Knowledge

Work
with Messages

Deploy and
Manage Solutions

Security and
Audit

Compliance and
Shared Services

2.1 Messaging and Standards
2.2 Alliance Access
2.3 Alliance Lite2

2.4 Payments Industry
2.5 Securities Industry
2.6 Trade Industry

2.7 FX/Treasury Industry
2.8 Corporates
2.9 Market Infrastructure

Statement of Transactions report with ISO 15022 (incl. MT 536)

Be able to read and interpret the Statement of Transactions correctly.



Level	Advanced
Language	EN FR JA RU SP ZH

Discover

Statement of Pending Transactions Report with ISO 15022 (incl. MT 537)

Understand its usage, structure and versions, be able to read and interpret the Statement of Pending Transactions correctly and obtain a number of SMPG guidelines.



Level	Advanced
Language	EN FR JA RU SP ZH

Discover

SecuritiesBalanceCustodyReport with ISO 20022 (semt. 002)

Be able to read and interpret the SecuritiesBalanceCustodyReport correctly.



Level	Advanced
Language	EN

Discover



2

General
Knowledge

Work
with Messages

Deploy and
Manage Solutions

Security and
Audit

Compliance and
Shared Services

2.1 Messaging and Standards
2.2 Alliance Access
2.3 Alliance Lite2

2.4 Payments Industry
2.5 Securities Industry
2.6 Trade Industry

2.7 FX/Treasury Industry
2.8 Corporates
2.9 Market Infrastructure

SecuritiesBalanceAccountingReport with ISO 20022 (semt.003)

Be able to read and interpret the SecuritiesBalanceAccountingReport correctly.



Level **Advanced**

Language **EN**

Discover

SecuritiesTransactionPostingReport with ISO 20022 (semt.017)

Be able to read and interpret the SecuritiesTransactionPostingReport correctly.



Level **Advanced**

Language **EN**

Discover

SecuritiesTransactionPendingReport with ISO 20022 (semt.018)

Be able to read and interpret the SecuritiesTransactionPendingReport correctly.



Level **Advanced**

Language **EN**

Discover



2

General
Knowledge

Work
with Messages

Deploy and
Manage Solutions

Security and
Audit

Compliance and
Shared Services

2.1 Messaging and Standards
2.2 Alliance Access
2.3 Alliance Lite2

2.4 Payments Industry
2.5 Securities Industry
2.6 Trade Industry

2.7 FX/Treasury Industry
2.8 Corporates
2.9 Market Infrastructure

SecuritiesSettlementTransactionAllegement Report with ISO 20022 (incl. semt.019)

Understand the SecuritiesSettlementTransactionAllegementReport.



Level **Advanced**

Language **EN**

Discover

Introduction to Corporate Actions

Understand what corporate actions are and which event types exist, understand the lifecycle of a corporate action, standards, and market practice.



Level **Introductory**

Language **EN**

Discover

Corporate Actions with ISO 15022 (MT 564, MT 565, MT 566, MT 567, MT 568)

Understand what the corporate actions messages are and their structures.
Understand the lifecycle of a Corporate Action event.
Understand how the corporate actions messages are used in the message flows related to the lifecycle.



Level **Intermediate**

Language **EN**

Discover



2

General
Knowledge

Work
with Messages

Deploy and
Manage Solutions

Security and
Audit

Compliance and
Shared Services

2.1 Messaging and Standards
2.2 Alliance Access
2.3 Alliance Lite2

2.4 Payments Industry
2.5 Securities Industry
2.6 Trade Industry

2.7 FX/Treasury Industry
2.8 Corporates
2.9 Market Infrastructure

Corporate Actions with ISO 15022 Exercises

Understand and interpret an MT 564 and MT 565 in a mandatory event.
Understand and interpret an MT 564, MT 565, MT 566, and MT 567 in a mandatory with options event.



Level **Intermediate**

Language **EN**

Discover

Referencing with ISO 15022

Understand what referencing is and why we need it. Understand how referencing is done with ISO 15022.



Level **Advanced**

Language **EN**

Discover



2

General
Knowledge

Work
with Messages

Deploy and
Manage Solutions

Security and
Audit

Compliance and
Shared Services

2.1 Messaging and Standards
2.2 Alliance Access
2.3 Alliance Lite2

2.4 Payments Industry
2.5 Securities Industry
2.6 Trade Industry

2.7 FX/Treasury Industry
2.8 Corporates
2.9 Market Infrastructure

Work with Trade Finance Messages Associate

New to trade finance? Take this curriculum to understand the basics of trade finance, discover the world of SWIFT Standards, and become familiar with the most common trade finance message flows.

Course content

- Standards
- Introduction to Standards MT
- BIC (Business Identifier Code)
- MyStandards
- Financial Community and Messaging Needs
- Trade Finance



02:00

Type **Curriculum**

Language **EN**

Discover

Documentary Credits Professional

Do you need to work with trade finance messages on a daily basis? Take this curriculum to become fluent with documentary credits and learn how to use them properly in different business scenarios.

Course content

- Documentary Credits
- An Export Confirmed Letter of Credit (MT 700, MT 750, MT 752, MT 754)
- An Amended Unconfirmed Letter of Credit with MT 700, MT 740, MT 707, MT 730, MT 747, MT 756, MT 742
- A transferable letter of credit (MT 700, MT 720, MT 756, MT 754, MT 734)



02:00

Type **Curriculum**

Language **EN JA RU SP
ZH**

Discover



2

General
Knowledge

Work
with Messages

Deploy and
Manage Solutions

Security and
Audit

Compliance and
Shared Services

2.1 Messaging and Standards
2.2 Alliance Access
2.3 Alliance Lite2

2.4 Payments Industry
2.5 Securities Industry
2.6 Trade Industry

2.7 FX/Treasury Industry
2.8 Corporates
2.9 Market Infrastructure

Work with Trade Finance Messages: Documentary Collections and Bank Guarantees **Professional**

Do you need to work with trade finance messages on a daily basis? Take this curriculum to become fluent with SWIFT collections and guarantees MTs, and learn how to use them properly in different business scenarios.

Course content

- Documentary Collections
- Collections with MTs
- Bank Guarantees
- Guarantees with FIN messages



01:45

Type	Curriculum
Language	EN JA RU SP ZH

Discover

Trade Finance

Understand international trade and its context and understand trade finance and related instruments.



00:25

Level	Introductory
Language	EN FR JA RU SP ZH

Discover

Documentary Credits

Understand what a documentary credit is, identify who the players are and comprehend what the communication flows linked to documentary credits are.



00:30

Level	Intermediate
Language	EN FR JA RU SP ZH

Discover



2

General
Knowledge

Work
with Messages

Deploy and
Manage Solutions

Security and
Audit

Compliance and
Shared Services

2.1 Messaging and Standards
2.2 Alliance Access
2.3 Alliance Lite2

2.4 Payments Industry
2.5 Securities Industry
2.6 Trade Industry

2.7 FX/Treasury Industry
2.8 Corporates
2.9 Market Infrastructure

An Export Confirmed Letter of Credit (MT 700, MT 750, MT 752, MT 754)

Understand what a confirmed letter of credit is, know which MTs are used in the bank-to-bank space and be able to format the relevant MTs correctly from a given scenario.



Level	Advanced
Language	EN FR JA RU SP ZH

Discover

An Amended Unconfirmed Letter of Credit with MT 700, MT 740, MT 707, MT 730, MT 747, MT 756, MT 742

Understand what an amendment and no confirmation from the advising bank is, understand the flow and meaning of the above messages and be able to format the relevant MTs correctly from a given scenario.



Level	Advanced
Language	EN FR JA RU SP ZH

Discover

A Transferable Letter of Credit (MT 700, MT 720, MT 756, MT 754, MT 734)

- Understand what a transferable letter of credit is.
- Know which FIN messages are used in the bank-to-bank space.
- Punctuate the information in the relevant MT fields.



Level	Advanced
Language	EN FR JA RU SP ZH

Discover



2

General
Knowledge

Work
with Messages

Deploy and
Manage Solutions

Security and
Audit

Compliance and
Shared Services

2.1 Messaging and Standards
2.2 Alliance Access
2.3 Alliance Lite2

2.4 Payments Industry
2.5 Securities Industry
2.6 Trade Industry

2.7 FX/Treasury Industry
2.8 Corporates
2.9 Market Infrastructure

Documentary Collections

Understand the process of Documentary Collections in Trade Finance.



Level	Intermediate
Language	EN FR JA RU SP ZH

Discover

Collections with MTs

Understand Interbank communication relating to a Documentary Collection process.



Level	Advanced
Language	EN FR JA RU SP ZH

Discover

Bank Guarantees

Understand what a guarantee is, understand the purpose of a guarantee and understand the communication flows between the parties involved.



Level	Intermediate
Language	EN FR JA RU SP ZH

Discover



2

General
Knowledge

Work
with Messages

Deploy and
Manage Solutions

Security and
Audit

Compliance and
Shared Services

2.1 Messaging and Standards
2.2 Alliance Access
2.3 Alliance Lite2

2.4 Payments Industry
2.5 Securities Industry
2.6 Trade Industry

2.7 FX/Treasury Industry
2.8 Corporates
2.9 Market Infrastructure

Guarantees with FIN messages

Understand the flow of MTs and understand how to punctuate the information in the message fields.



Level	Advanced
Language	EN FR JA RU SP ZH

Discover

Foreign Exchange Confirmation Bilaterally Settled Using the MT 300

Understand the general usage of the MT 300. Be able to create an MT 300 message from a given scenario. Create MT 202 and MT 210 related to a foreign exchange scenario.



Level	Intermediate
Language	EN

Discover

Fixed Loan or Deposit Confirmation Bilaterally Settled Using the MT 320

Understand the general usage of the MT 320. Be able to create an MT 320 message from a given scenario. Create MT 202 and MT 210 related to a fixed loan or deposit scenario.



Level	Intermediate
Language	EN

Discover



2

General
Knowledge

Work
with Messages

Deploy and
Manage Solutions

Security and
Audit

Compliance and
Shared Services

2.1 Messaging and Standards
2.2 Alliance Access
2.3 Alliance Lite2

2.4 Payments Industry
2.5 Securities Industry
2.6 Trade Industry

2.7 FX/Treasury Industry
2.8 Corporates
2.9 Market Infrastructure

Non-Deliverable Forwards (NDFs) and Non-Deliverable Options (NDOs)

Understand how SWIFT category 3 messages are used for Non-Deliverable Forwards and Options (NDFs and NDOs).
Be able to format the MT 300, MT 304, and MT 305 for NDF/NDO correctly.



Level **Advanced**

Language **EN**

Discover



2

General
Knowledge

Work
with Messages

Deploy and
Manage Solutions

Security and
Audit

Compliance and
Shared Services

2.1 Messaging and Standards
2.2 Alliance Access
2.3 Alliance Lite2

2.4 Payments Industry
2.5 Securities Industry
2.6 Trade Industry

2.7 FX/Treasury Industry
2.8 Corporates
2.9 Market Infrastructure

Using SWIFT for Corporates

Optimise the use of your new infrastructure. Get familiar with SWIFT's solution for corporates, the messages and Alliance Lite2.

Course content

- Overview of the "SWIFT for Corporates offering" and the usage of SCORE
- Business usage and features of the messaging services (FIN and FileAct)
- Usage and formatting of the Request for Transfer (MT 101) message with business scenarios and reference to the SWIFT Standards User Handbook
- Overview of the Customer Statement (MT 940) and the Interim Transaction Report (MT 942) messages with business scenarios and reference to the SWIFT Standards User Handbook
- Using swift.com applications to manage your SWIFT connection
- Using Alliance Lite2: hands-on practice on Alliance Lite2 to perform message handling
- Managing Alliance Lite2: software installation, set-up, roles, user management, AutoClient
- Relationship Management Application (RMA): what is it and how does it work? What you need to do to administrate it



Type	Curriculum
Language	EN DE FR ID JA SP ZH

Request

SWIFT for Corporates Advisor with Certification Exam

This training is aimed at staff who wants to get an overview of the SWIFT business solutions banks can offer to their corporate customers with regards to the various messaging services available, different service models used and available connectivity options for a corporate to connect to SWIFT. The training also includes a certification exam named "SWIFT for Corporates Client Advisor"

Course content

- Different corporate access models to SWIFT (SCORE, MA-CUG and TRCO)
- SWIFT standards and messaging services (FIN, FileAct, InterAct)
- Highlights of FIN message standards
- Description of the SWIFT for Corporates offering
- Different connectivity models to SWIFT
- Supporting the on-boarding of corporates to SWIFT
- SWIFT for Corporates Advisor Certification Exam



Type	Curriculum
Language	EN DE FR ID JA SP ZH

Request



2

General
Knowledge

Work
with Messages

Deploy and
Manage Solutions

Security and
Audit

Compliance and
Shared Services

2.1 Messaging and Standards
2.2 Alliance Access
2.3 Alliance Lite2

2.4 Payments Industry
2.5 Securities Industry
2.6 Trade Industry

2.7 FX/Treasury Industry
2.8 Corporates
2.9 Market Infrastructure

SWIFT for Corporates Specialist with Certification Exam

This training is aimed at staff who wants to get a complete overview of the SWIFT business solutions banks can offer to their corporate customers connecting to SWIFT as well as a detailed explanation covering the messages available in the payments and cash management business solution. The training also includes a certification exam named "SWIFT for Corporates Specialist".

Course content

- Description of the different corporate access models to SWIFT
- Overview of the various messaging services and message standards available for corporates
- Description of the SWIFT messages and products available for corporates in SCORE
- Overview of the various corporate connectivity models to SWIFT
- Supporting tools with the on-boarding process of corporates to SWIFT
- Usage and formatting of the Request for Transfer (MT 101) message with business scenarios and reference to the SWIFT Standards User Handbook
- Usage and formatting of the Customer Statement (MT 940) and the Interim Transaction Report (MT 942) messages with business scenarios and reference to the SWIFT Standards User Handbook
- SWIFT for Corporates Specialist Certification Exam



2.5
days

Type	Curriculum
Language	EN DE FR ID JA SP ZH

[Request](#)

SWIFT for Corporates Specialist Exam

Individuals who pass this certification exam understand full details of the SWIFT for Corporates offering and SWIFT cash management messages. They can describe the purpose of individual fields in Standards MT messages, and offer an advisory role to their customers to support SWIFT implementation.

Topics you will be qualified on include

- Access Models
- Messaging Services
- Connectivity Options
- SWIFT Products and Services in SCORE
- Messages and Message Standards in SCORE
- Commercial and Treasury payment Standard MT messages
- Transaction and account reporting Standard MT messages
- Business Drivers for joining SWIFT



Type	Certification
Language	EN

[Request](#)

[Read more](#)



2

General
Knowledge

Work
with Messages

Deploy and
Manage Solutions

Security and
Audit

Compliance and
Shared Services

2.1 Messaging and Standards
2.2 Alliance Access
2.3 Alliance Lite2

2.4 Payments Industry
2.5 Securities Industry
2.6 Trade Industry

2.7 FX/Treasury Industry
2.8 Corporates
2.9 Market Infrastructure

SWIFT for Corporates Advisor Exam

Individuals who pass this certification exam understand the SWIFT for Corporates offering, and have the knowledge to make suitable recommendations to their corporate customers.

Topics you will be qualified on include

- Access Models
- Messaging Services
- Connectivity Options
- SWIFT Products and Services in SCORE
- Messages and Message Standards in SCORE
- Business Drivers for Joining SWIFT



Type **Certification**

Language **EN**

[Request](#)

[Read more](#)

Introduction to SWIFT for Corporates

Understand what SWIFT for Corporates is and how it can be used. Get an overview of the SWIFT products and services available for corporates.



00:20

Level **Introductory**

Language **EN**

[Discover](#)

Request for Transfer using the MT 101

Understand the general usage of the MT 101. Be able to use the correct fields in the MT 101 from a given scenario.



00:20

Level **Advanced**

Language **EN**

[Discover](#)



2

General
Knowledge

Work
with Messages

Deploy and
Manage Solutions

Security and
Audit

Compliance and
Shared Services

2.1 Messaging and Standards
2.2 Alliance Access
2.3 Alliance Lite2

2.4 Payments Industry
2.5 Securities Industry
2.6 Trade Industry

2.7 FX/Treasury Industry
2.8 Corporates
2.9 Market Infrastructure

Corporates using MT 300 to Bilaterally Settle a Foreign Exchange Contract

Understand the general usage of MT 300. Be able to create an MT 300 message from a given scenario. Create MT 101 and MT 210 related to a foreign exchange scenario.



Level **Intermediate**

Language **EN**

Discover



2

General
Knowledge

Work
with Messages

Deploy and
Manage Solutions

Security and
Audit

Compliance and
Shared Services

2.1 Messaging and Standards
2.2 Alliance Access
2.3 Alliance Lite2

2.4 Payments Industry
2.5 Securities Industry
2.6 Trade Industry

2.7 FX/Treasury Industry
2.8 Corporates
2.9 Market Infrastructure

Introduction to Market Infrastructures

Know what market infrastructures are.
Understand the different types of market infrastructures.
Discover how SWIFT supports market infrastructures.



Level **Introductory**

Language **EN**

Discover

Introduction to Real-Time Retail Payments Systems (RT-RPS)

Discover real-time digital payments and their evolving trends.
Understand the fundamentals of RT-RPS.
Know how SWIFT can help with RT-RPS.



Level **Introductory**

Language **EN**

Discover

Be able to identify the 4 different types of retail payments.
Be able to explain each of the following main functions of the retail payment systems: posting, clearing, netting, and settlement.
Be able to describe at least 3 business drivers for banks to adopt RT-RPS.
Be able to list the 3 common characteristics of RT-RPS.
Be able to describe each of the 3 approaches to implement RT-RPS.
Be able to explain each of the following products and services SWIFT offers to help build up RT-RPS: ISO 20022, single window connectivity, Reference data, Know Your Customer (KYC), Sanctions screening, Sanctions testing, and Market Infrastructure Resilience Service (MIRS)

Build Your Instant Payments Solution

Understand the challenges to implement an instant payments solution in a fragmented market.
Discover how SWIFT can help you to build a cost-effective solution.



Level **Introductory**

Language **EN**

Discover

List the 2 instant payments market infrastructures in Europe (instant payments systems are sometimes also referred to as Real-Time Retail Payments Systems, or RT-RPS)
Describe The Clearing House TCH RTP Real-Time Payments (TCH RTP) and Hong Kong Interbank Clearing Limited (HKICL) Fast Payment System (FPS)
Name the 5 functions of an instant payments solution.
Explain the challenge a bank faces to implement an instant payments solution in a fragmented market.
List the 3 channels that form the SWIFT single window to all CSMS: Alliance Gateway Instant (AGI) and SWIFTNet Instant, SWIFTNet FileAct, and SWIFTNet WebAccess
Describe how AMH Instant can help with payment applications integration



2

General
Knowledge

Work
with Messages

Deploy and
Manage Solutions

Security and
Audit

Compliance and
Shared Services

2.1 Messaging and Standards
2.2 Alliance Access
2.3 Alliance Lite2

2.4 Payments Industry
2.5 Securities Industry
2.6 Trade Industry

2.7 FX/Treasury Industry
2.8 Corporates
2.9 Market Infrastructure

Introduction to T2/T2S Consolidation **NEW**

Discover the basics about Eurosystem Single Market Infrastructure Gateway (ESMIG) and explains how SWIFT can help you with the participation to the new consolidated TARGET services platform.



Level **Introductory**

Language **EN**

Discover



3

General
Knowledge

Work
with Messages

Deploy and
Manage Solutions

Security and
Audit

Compliance and
Shared Services

As a system administrator, you are responsible for the day-to-day operations in your local infrastructure connected to SWIFT. On top of that, you often also provide technical support to message, RMA operators and security officers.

At a more expert level, you are responsible for software installation, configuration, back-office and local network integration, crisis management and for the business continuity of your organisation.

Keep yourself up-to-date to guarantee secure, resilient and efficient day-to-day operations in your local infrastructure connected to SWIFT.

3.1 Alliance Web Platform

3.2 Alliance Access

3.3 Alliance Gateway

3.4 Alliance Lite2

3.5 Alliance Messaging Hub

SWIFT System Housekeeping Guidelines

Learn how to keep your systems healthy and what happens if you failed to perform the housekeeping tasks periodically. Be able to avoid failure and assess the associated risk by learning the most important preventive housekeeping activities you should perform to ensure a healthy SWIFT infrastructure.

Course content

- SWIFT infrastructure overview
- Components that fit together to connect to SWIFT
- Purpose of the SWIFT infrastructure
- Reason for failure
- Risk behind incomplete housekeeping
- Recommended housekeeping activities for Alliance Web Platform, Alliance Access, Alliance Gateway, SNL, HSM, PKI and VPN (AVLL)



Type	Curriculum
Language	EN DE FR ID IT JA PT SP ZH

Request

Software Solutions

Understand which SWIFT connectivity, messaging and integration software solutions best meet your needs.

Learning objectives:

- Identify the two Integration software solution provided by SWIFT
- Identify the four messaging software solution provided by SWIFT
- Identify the four connectivity software solution provided by SWIFT
- Messaging services
- List the five messaging services offered by SWIFT
- Describe the SWIFT messaging Services that can be used to exchange images and pdf documents
- Recall the SWIFT messaging service that allows you to send hundreds of transactions per second
- Identify which SWIFT messaging services offer central validation



Level	Introductory
Language	EN DE FR IT JA PT RU SP ZH

Discover



3

General
Knowledge

Work
with Messages

Deploy and
Manage Solutions

Security and
Audit

Compliance and
Shared Services

3.1 Alliance Web Platform

3.2 Alliance Access

3.3 Alliance Gateway

3.4 Alliance Lite2

3.5 Alliance Messaging Hub

Alliance Web Platform Administrator Associate



Follow this introductory curriculum if you are a new Alliance Web Platform administrator and would like to familiarise yourself with Web Platform and its basic configuration.

Course content

- Software Solutions
- Introduction to Alliance Web Platform Server Embedded
- Alliance Web Platform SE: Configure

Type **Curriculum**

Language **EN**

Discover

Alliance Web Platform Administrator Professional



Follow this curriculum if you want to extend your knowledge on more advanced configurations options on Alliance Web Platform, such as how to manage application GUIs, and monitor events and user sessions.

Course content

- Alliance Web Platform SE: Manage GUIs
- Alliance Web Platform SE: Monitor

Type **Curriculum**

Language **EN**

Discover

Alliance Web Platform Administrator **Expert**



Follow this curriculum if you are responsible for software installation, configuration, and local network integration, crisis management, and for the business continuity of your organisation.

Course content

- Alliance Web Platform SE: Administer
- Troubleshooting Guidelines: Alliance Web Platform SE

Type **Curriculum**

Language **EN**

Discover



3

General
Knowledge

Work
with Messages

Deploy and
Manage Solutions

Security and
Audit

Compliance and
Shared Services

3.1 Alliance Web Platform

3.2 Alliance Access

3.3 Alliance Gateway

3.4 Alliance Lite2

3.5 Alliance Messaging Hub

Manage Alliance Web Platform **UPDATED**

Learn how to install, configure and manage this light and valuable solution. Understand how you can benefit from the centralised configuration and how to organise your Alliance connectivity infrastructure in a flexible manner.

Course content

- Introduction, benefits and added value of Alliance Web Platform
- Preparing for installation
- Installation and removal
- Post-installation steps
- Configuring parameters and user accounts
- Deploying GUI packages
- Connecting Alliance Server instances
- Configuring Application Groups and Packages
- Branding schemes
- Maintenance, Troubleshooting, and Audit Tasks



03:00

Type	Curriculum
Language	EN DE FR ID JA SP ZH

Request

Alliance Web Platform SE: Introduction

Explore how to access Alliance Web Platform Server Embedded, and how to navigate the Administration GUI. It provides an overview of the typical tasks that you can perform with the GUI and the server command prompt.

Learning objectives:

- Describe the purpose of Alliance Web Platform SE
- Recall the interface that hosts the GUIs for Alliance Web Platform SE, Alliance Access/Entry and Alliance Gateway
- Identify three command prompt tasks
- Identify five Alliance Web Platform Administration GUI tasks
- List the three elements required to access Alliance Web Platform SE
- Recall how end your session to Alliance Web Platform



00:25

Type	Introductory
Language	EN

Discover



3

General
Knowledge

Work
with Messages

Deploy and
Manage Solutions

Security and
Audit

Compliance and
Shared Services

3.1 Alliance Web Platform

3.2 Alliance Access

3.3 Alliance Gateway

3.4 Alliance Lite2

3.5 Alliance Messaging Hub

Alliance Web Platform SE: Introduction to the GUI Menus **NEW**

Discover each of the application menus in the Administration GUI.

Learning objectives:

Identify the correct menu for each
of the following tasks:

- Obtain the URL for a GUI
- Create a custom GUI
- Check a GUI package is installed
- Collect and submit to SWIFT support logs and configuration
- Update how an event is logged
- Create a user



00:15

Type **Introductory**

Language **EN**

Discover

Alliance Web Platform Server-Embedded: Configure

Discover the steps you need to perform on Alliance Web Platform SE, after software installation, to obtain the URL of the GUIs and log in to any Alliance instances.



01:00

Type **Advanced**

Language **EN**

Discover



3

General
Knowledge

Work
with Messages

Deploy and
Manage Solutions

Security and
Audit

Compliance and
Shared Services

3.1 Alliance Web Platform

3.2 Alliance Access

3.3 Alliance Gateway

3.4 Alliance Lite2

3.5 Alliance Messaging Hub

Alliance Web Platform Server-Embedded: Manage GUIs

Discover how to manage application GUIs with Alliance Web Platform server.



Level **Advanced**

Language **EN**

Discover

Alliance Web Platform Server-Embedded Manage GUIs: Branding Schemes **NEW**

Explore the customisation options for branding your GUIs.

Learning objectives:

- Identify the three Alliance Web Platform SE entities that you can use to customise the settings of your GUIs for your end users.
- Recall if you can only use SWIFT branding in your GUIs.
- Demonstrate creating a branding scheme.
- Recall two reasons for using custom branding schemes.
- Recall if you must assign the same branding scheme to all of your GUIs.
- Identify the configuration application where you assign a branding scheme to a GUI.



Level **Advanced**

Language **EN**

Discover



3

General
Knowledge

Work
with Messages

Deploy and
Manage Solutions

Security and
Audit

Compliance and
Shared Services

3.1 Alliance Web Platform

3.2 Alliance Access

3.3 Alliance Gateway

3.4 Alliance Lite2

3.5 Alliance Messaging Hub

Alliance Web Platform SE Manage GUIs: Application Groups **NEW**



Explore the use of Application Groups to manage your application GUIs on Alliance Web Platform SE.

Learning objectives:

- Demonstrate adding a custom application group.
- Recall if application groups contain URLs for deployment of GUIs to your end users.
- Recall if you can add a custom application group.
- Recall if you can use an application group to control access to Alliance instances.
- Identify the two ways that application groups are created.
- Recall if the URL linked to an application group is unique.

Type **Advanced**

Language **EN**

Discover

Alliance Web Platform SE: Authentication Methods **NEW**



Explore the authentication methods available to users to connect to Alliance Web Platform SE.

Learning objectives:

- Recall if multi-factor authentication is mandatory for users in the live SWIFT environment.
- Recall if TOTP (Time-Based One-time Password) is a multi-factor authentication method offered by SWIFT.
- Identify the five possible authentication systems for Alliance Web Platform SE users.
- Identify the six possible authentication types for Alliance Web Platform SE users.
- Recall which of the six authentication types are affected by the password blacklist.
- List the three authentication systems that require additional non-SWIFT servers to operate.

Type **Advanced**

Language **EN**

Discover



3

General
Knowledge

Work
with Messages

Deploy and
Manage Solutions

Security and
Audit

Compliance and
Shared Services

3.1 Alliance Web Platform

3.2 Alliance Access

3.3 Alliance Gateway

3.4 Alliance Lite2

3.5 Alliance Messaging Hub

Alliance Web Platform Server-Embedded: Parameters **NEW**

Explore how to configure your server parameter settings and why this is important.

Learning objectives:

- Recall the purpose of parameters.
- Recall the two interfaces that an administrator can use to manage parameters.
- Demonstrate modifying the parameter Display Login Notification.
- Recall if parameters are linked to specific GUI packages.
- Recall the two wildcards that can be used in the parameter filtering criteria.
- Identify the purpose of five Alliance Web Platform SE parameters.



Type **Advanced**

Language **EN**

Discover

Alliance Web Platform SE: Administer

Discover how to perform administration tasks, such as managing users and the SSL/TLS certificate, backing up the database, collecting logs and configuration information, stopping and starting Alliance Web Platform SE.



Level **Advanced**

Language **EN**

Discover

Alliance Web Platform SE: Monitor

Discover how to monitor and manage events and how to monitor user sessions, on each application.



Type **Advanced**

Language **EN**

Discover



3

General
Knowledge

Work
with Messages

Deploy and
Manage Solutions

Security and
Audit

Compliance and
Shared Services

3.1 Alliance Web Platform

3.2 Alliance Access

3.3 Alliance Gateway

3.4 Alliance Lite2

3.5 Alliance Messaging Hub

Alliance Web Platform Server-Embedded Manage GUIs: Alliance Server Groups **NEW**

Explore Alliance Server Groups and how you can use them to customise the graphical user interface for the end user.

Learning objectives:

- Remember the tool used to manage GUIs on Alliance Web Platform SE.
- Recall the purpose of Alliance server groups.
- Demonstrate the creation of an Alliance server group.
- Recall the purpose of Graphical User Interfaces.
- Identify five aspects of a GUI that you can customise.
- Identify the two Configuration menus in which you can create an Alliance Server Instance.



00:07

Type **Advanced**

Language **EN**

Discover

Troubleshooting Guidelines: Alliance Web Platform SE

Independently diagnose issues with Alliance Web Platform, improve resolution time, and reduce business impact.



00:25

Type **Advanced**

Language **EN**

Discover



3

General Knowledge

Work with Messages

Deploy and Manage Solutions

Security and Audit

Compliance and Shared Services

3.1 Alliance Web Platform

3.2 Alliance Access

3.3 Alliance Gateway

3.4 Alliance Lite2

3.5 Alliance Messaging Hub

Alliance Access Administrator Associate

Follow this introductory curriculum if you are a new Alliance Access administrator and would like to familiarise yourself with SWIFT as a messaging platform and with any components and interfaces that relate to Alliance Access.

Course content

- Connectivity and Security
- RMA Service
- SWIFTNet Public Key Infrastructure
- Messaging Services
- Software Solutions
- Introduction to Alliance Access
- Introduction to Alliance Web Platform SE



03:00

Type Curriculum

Language EN FR

Discover

Alliance Access Administrator Professional

Understand the functionalities of the 4 GUIs of Alliance Access and how to manage daily administration tasks, such as monitoring event logs, automate daily operations (archive and backup, update correspondent list and message standards, run system and integrity checks).

Course content

- Alliance Access/Entry Configuration GUI
- Alliance Access/Entry Message Management GUI
- Alliance Access/Entry Monitoring GUI
- Alliance Access/Entry Relationship Management Application GUI
- Alliance Access/Entry System and Integrity Checks
- Alliance Access/Entry Calendar
- Alliance Access/Entry Archive and Backup Messages and Events
- Alliance Access/Entry Database Backup and Restore
- Alliance Access/Entry Messages and Events Restore
- Alliance Access/Entry Install and Configure Standards MT
- Alliance Access/Entry Install and Configure Standards MX deployment packages and the ASP File
- Alliance Access/Entry Manage the SWIFT Correspondents List
- Alliance Access/Entry RMA Administration
- Alliance Access/Entry Event Log: Monitor



06:30

Type Curriculum

Language EN

Discover



3

General
Knowledge

Work
with Messages

Deploy and
Manage Solutions

Security and
Audit

Compliance and
Shared Services

3.1 Alliance Web Platform

3.2 Alliance Access

3.3 Alliance Gateway

3.4 Alliance Lite2

3.5 Alliance Messaging Hub

Alliance Access Administrator **Expert**

Follow this curriculum, if you are responsible for software installation, configuration, back-office and local network integration, crisis management and for the business continuity of your organisation.

Course content

- Manage security and system parameters
- Alliance Access/Entry: Manage Operators
- Alliance Access/Entry Operator Profiles
- Alliance Access: Units
- Alliance Software: User Authentication Methods



02:00

Type **Curriculum**

Language **EN**

Discover

Manage Alliance Access and Entry

Get the most out of your Alliance Access system with this hands-on course. Learn how to use the features and functionalities of Alliance Access, such as the monitoring tool to supervise and control the different Alliance Access elements, and ensure a smoothly running messaging interface. During this course, the hands-on exercises will be performed on Alliance Access.

Course content

- Updates: installation of patches, message syntax tables and BIC files
- User Management and Security Parameters: profiles, users, passwords and security parameters
- Alliance Gateway Connectivity: configuring Alliance Gateway connections, configuring Logical Terminals connections as well as emission and reception profiles
- Message Partners: connectivity of Alliance Access with external applications and printers
- Routing: defining routing rules in Alliance Access
- Message Searching and Reporting: using advanced searching functions and reporting
- Archive and back-up procedures
- Scheduling and Calendar
- System Parameters and Event Log: how to change parameters and how to activate or de-activate alarms
- Using the Monitoring GUI: supervising the new monitoring elements which are only available through Alliance Web Platform as well as using the new multi-instance monitoring tool



2
days

Type **Curriculum**

Language **EN DE FR ID
JA RU SP ZH**

Request



3

General
Knowledge

Work
with Messages

Deploy and
Manage Solutions

Security and
Audit

Compliance and
Shared Services

3.1 Alliance Web Platform

3.2 Alliance Access

3.3 Alliance Gateway

3.4 Alliance Lite2

3.5 Alliance Messaging Hub

Deploy Alliance Access

With a perfect mix of theory, demos and hands-on exercises, learn how to deploy the Alliance Access server, benefit from all its features and how to choose the right interface with your back-office. Gain insights into the built-in recovery mechanism of Alliance Access. Learn how to identify potential problems that could be encountered during the installation or the upgrade of Alliance Access and more importantly, understand preventive measures and solutions.

Course content

- The Alliance Access environment
- Preparing for installation
- Alliance Access and Alliance Web Platform installation
- Software, license and hardware upgrade
- The Alliance Access structure
- Using Database recovery
- Communication links and interfaces with your backoffice (Automatic File Transfer via XMLv2, MQHA, SOAPHA)
- Troubleshooting and command lines



Type	Curriculum
Language	EN DE FR ID IT JA PT RU SP ZH

[Request](#)

Alliance Access Administrator Certification Exam

Individuals who pass this certification exam have a deep knowledge of the administration of Alliance Access 7.2.

Topics you will be qualified on include

- General knowledge of Alliance Access
- Upgrades and Updates
- Security
- Gateway connectivity
- Message partners
- Routing
- Message searching and Reporting
- Archive and Backup
- Scheduling and Calendar
- System Parameter and Event log
- Monitoring



Type	Certification
Language	EN

[Request](#)

[Read more](#)



3

General
Knowledge

Work
with Messages

Deploy and
Manage Solutions

Security and
Audit

Compliance and
Shared Services

3.1 Alliance Web Platform

3.2 Alliance Access

3.3 Alliance Gateway

3.4 Alliance Lite2

3.5 Alliance Messaging Hub

Introduction to Alliance Access

Understand the functionalities of the Alliance Access software and the tasks users can perform with each of its four interfaces.

Describe the functionalities of the Alliance Access software.

Name the 4 typical users

List some of the tasks they can be performed by the users with Alliance Access.

Recall the 4 Alliance Access GUIs Recall the tasks that can be you perform with the each GUIs.



00:20

Level	Introductory
Language	EN FR JA RU SP ZH

Discover

Alliance Access/Entry Configuration GUI

Understand how to access and navigate the Access/Entry Configuration GUI and view the tasks you can perform with this GUI.

Identify each of the six elements required to access the Alliance Access Configuration GUI

Identify each of the eight menus available in the Alliance Access Configuration GUI

Recall at least three of the configurations options that can be completed using both the Systems menu and the SWIFTNet Interface menu.

Recall at least four of the configurations options that can be completed using the Event Log and Messages menus.

Recall at least five of the configurations options that can be completed using the User Management and Reference Data menus.

Recall at least two of the configurations options that can be completed using the Routing and the Application Interface menus.



00:20

Level	Intermediate
Language	EN FR JA RU SP ZH

Discover

Alliance Access/Entry Set-up Connectivity to SWIFT

Discover how to set up connections between your Alliance Access/Entry and Alliance Gateway instances. See why these connections are required in your logical terminals, emission, and reception profiles so you can exchange FIN, InterAct, and FileAct traffic.



01:25

Level	Advanced
Language	EN

Discover



3

General
Knowledge

Work
with Messages

Deploy and
Manage Solutions

Security and
Audit

Compliance and
Shared Services

3.1 Alliance Web Platform

3.2 Alliance Access

3.3 Alliance Gateway

3.4 Alliance Lite2

3.5 Alliance Messaging Hub

Alliance Access/Entry set-up connectivity to the back-office for FIN and InterAct

Discover how to set-up connections between Alliance Access/Entry and your back-office applications to exchange FIN and InterAct traffic. Describe the connection methods for FIN and InterAct and explain the configurations of Message Partners and Exit Points.



01:15

Level **Advanced**

Language **EN**

Discover

Alliance Access/Entry set-up connectivity to the back-office for FileAct and Print

Discover how to set-up connections between Alliance Access/Entry and your back-office applications to exchange FileAct traffic. Describe the connection methods for FileAct traffic and Print. Explain the configurations of the back-office connections, and the configuration of Alliance Access/Entry to print batches of messages.



00:45

Level **Advanced**

Language **EN**

Discover

Alliance Access/Entry: UETR Addition

Assess the impact of SR2018 for gpi payments on Alliance Access/Entry and on the back-office and understand the way Access/Entry automatically adds UETR.



00:15

Level **Advanced**

Language **EN**

Discover



3

General
Knowledge

Work
with Messages

Deploy and
Manage Solutions

Security and
Audit

Compliance and
Shared Services

3.1 Alliance Web Platform

3.2 Alliance Access

3.3 Alliance Gateway

3.4 Alliance Lite2

3.5 Alliance Messaging Hub

Alliance Access Operate and Manage Database Recovery

Explore the recovery options of the enhanced resiliency feature of Alliance Access for recovery in the event of a disk failure, and the recovery of Alliance Access to a remote disaster recovery site.

Identify the three ways to use database recovery
Demonstrate a full database recovery
Demonstrate a partial database recovery
Identify the resolution for three different disk failure scenarios
Identify the correct command and recovery type to perform to fail over to a contingency instance of Alliance Access when using asynchronous replication of recovery data between the primary and remote contingency sites
Recall the name of the tool that is automatically launched after a partial database recovery to resolve the issue of possible duplicate messages



Level **Advanced**

Language **EN**

Discover

Manage Security and System Parameters in Alliance Access

Understand how Alliance left and right security officers (LSO/RSO) and software administrators manage Alliance Access security and system parameters. Simulate some related tasks.

Show how to perform at least one security parameter change on Alliance Access
Show how to approve at least one security parameter change on Alliance Access
Show how to perform at least one system parameter change on Alliance Access
Show how to reset to default at least one parameter on Alliance Access
Identify at least one class of security/system parameter
Recall when a parameter change requires dual approval



Level **Advanced**

Language **EN**

Discover

Alliance Access/Entry System and Integrity Checks

Understand why Alliance Access/Entry system and integrity checks are important. See how to run them and interpret their outcome. Take action in case of failure.

Differentiate between Software Integrity checks and Database Integrity checks
Recall the use of the saa_system integrity command
Recall the use of the saa_system dbintegrity command
Recall the use of the saa_check command Identify what to do in case of a software integrity check failure
Recall how to run database/integrity checks using the Alliance Access/Entry Configuration GUI



Level **Advanced**

Language **EN**

Discover



3

General
Knowledge

Work
with Messages

Deploy and
Manage Solutions

Security and
Audit

Compliance and
Shared Services

3.1 Alliance Web Platform

3.2 Alliance Access

3.3 Alliance Gateway

3.4 Alliance Lite2

3.5 Alliance Messaging Hub

Alliance Access/Entry Calendar

Learn which Alliance Access/Entry tasks you can schedule and automate. Practise the creation and customisation of calendars.

Identify the two message flow tasks that can be automated if a calendar is defined
Name at least three recurring maintenance tasks that can be automated if a calendar is defined
Recall the four flags that you can use to mark a day on an Alliance Access/Entry calendar
Recall the usage of a default calendar
Show how to create a new calendar in Alliance Access/Entry
Show how to customise a calendar in Alliance Access/Entry



Level **Advanced**

Language **EN FR**

Discover

Alliance Access/Entry Event Log: Manage

Explore how events and alarms are generated by Alliance Access/Entry, and how you can use the Alliance Access Configuration GUI to distribute the alarms to specific operators and external monitoring systems.

Identify the three methods a distribution list can broadcast an alarm
Remember the definitions of fixed and non-fixed events
Demonstrate creating a distribution list
Demonstrate modifying the event distribution for an event
Demonstrate dismissing an alarm for information
Demonstrate running a search on the event log using the Configuration GUI



Level **Advanced**

Language **EN**

Discover

Alliance Access/Entry Install and Configure Standards MT

Discover how to prepare the system to use the latest message syntax and message standards for the FIN messaging service.



Level **Advanced**

Language **EN**

Discover



3

General
Knowledge

Work
with Messages

Deploy and
Manage Solutions

Security and
Audit

Compliance and
Shared Services

3.1 Alliance Web Platform

3.2 Alliance Access

3.3 Alliance Gateway

3.4 Alliance Lite2

3.5 Alliance Messaging Hub

Alliance Access/Entry Archive and Backup Messages and Events

Explore the archive and backup options for messages and events.

Identify the 4 steps in their correct order to remove live messages from the Alliance Access/Entry instance.
Remember the 2 message archive tools.
Demonstrate the manual archive of messages using the Archive Older Live Traffic option in the Configuration GUI.
Demonstrate the manual backup and removal of a message archive using the Configuration GUI.
Demonstrate enabling archiving of FileAct payload.
Demonstrate the manual archive, backup, and removal of events using the Configuration GUI.



00:45

Level **Advanced**

Language **EN**

Discover

Alliance Access Operator Profiles

Understand the concept of operator profiles in Alliance Access/Entry. Practice the creation of new profiles. Get Familiar with the best practices to manage operator profiles.

Name at least five default operator profile
Identify the entitlements and permissions for at least three default operator profiles
Retrieve at least two default operator profiles that can create/modify operator profiles by default
Differentiate between actions, entities and permissions
Show the way to create a new operator profile
Show the way to create a new operator profile from an existing one



00:25

Level **Advanced**

Language **EN**

Discover

Alliance Access/Entry Manage the SWIFT Correspondents list

Explore the methods of managing your counterparty and internal correspondents for FIN, InterAct, and FileAct messaging.

Recall the definitions of a Full and Delta update file
Remember how often SWIFT releases a new Alliance Bank File
Recall from where to manually download the Alliance Bank File
Recall the definitions of Publication and Activation dates
Demonstrate manually installing the Alliance Bank File in the Configuration GUI
Recall the four installation methods for the Alliance Bank File



00:20

Level **Advanced**

Language **EN**

Discover



3

General
Knowledge

Work
with Messages

Deploy and
Manage Solutions

Security and
Audit

Compliance and
Shared Services

3.1 Alliance Web Platform

3.2 Alliance Access

3.3 Alliance Gateway

3.4 Alliance Lite2

3.5 Alliance Messaging Hub

Alliance Access/Entry Routing

Explore how to use message queues, the mechanisms of routing rules, their actions, and how to organise and manage them.

Recall the three elements that make up a routing point.
Recall the five steps in routing a message.
Demonstrate adding a custom keyword.
Demonstrate cloning a schema.
Demonstrate adding a routing rule to the _SI_from_SWIFT queue.
Identify the permissions that can be granted to two operators to implement 4-eyes principle for creating and approving a new routing rule.



00:45

Level **Advanced**

Language **EN**

Discover

Alliance Access: Units

Understand the concept of units in Alliance Access, practise the creation and approval of new units and learn how you can use units to achieve operator functions restriction.

Identify the operator entitlements needed to perform unit management tasks
Recall how many units can be assigned to an operator
Recognise how security officers can use unit delegation to restrict operator functions
Establish if an operator is capable of performing specific tasks on another operators according to his functions restrictions and delegations
Differentiate between the security parameters Restrict Functions and Restrict Delegations
Demonstrate how to create a new unit in Alliance Access



00:25

Level **Advanced**

Language **EN**

Discover

Alliance Access Configure and Activate Database Recovery

Explore the database structure of Alliance Access/Entry. It also explores how to configure and activate the enhanced resiliency feature of Alliance Access for recovery in the event of a disk failure.

Recall the benefit of database recovery
Remember the three requirements for database recovery
Demonstrate how to display the database recovery mode of an Alliance Access instance
Demonstrate how to activate database recovery
Recall the definitions of the Alliance Access tools saa_dbconfig and saa_dbrecovery
Recall the characteristics of the recovery mirror and recovery backup disks



00:20

Level **Advanced**

Language **EN**

Discover



3

General
Knowledge

Work
with Messages

Deploy and
Manage Solutions

Security and
Audit

Compliance and
Shared Services

3.1 Alliance Web Platform

3.2 Alliance Access

3.3 Alliance Gateway

3.4 Alliance Lite2

3.5 Alliance Messaging Hub

Alliance Access/Entry: Manage Operators

Explore the operator access management and its best practices in Alliance Access/Entry. It allows you to practise the key operator management tasks on the Alliance Access/Entry Configuration GUI.

Recall the three authorisation security principles
Identify the two profiles that have full rights to define operators in Alliance Access/Entry
Recall at least 3 authentication methods available on Alliance Access/Entry Configuration GUI
Demonstrate how to create a new operator on Alliance Access/Entry Configuration GUI
Demonstrate how to assign delegations to an operator on Alliance Access/Entry Configuration GUI
Demonstrate how to approve a new operator on Alliance Access/Entry Configuration GUI



Level **Advanced**

Language **EN FR**

Discover

Alliance Software: User Authentication Methods

Understand the 4 authentication methods available in the Alliance software. Learn the benefits of two-factor authentication methods and the different ways to implement it in your organisations.

Differentiate between single factor and two-factor authentication methods
Identify the four authentication methods available on Alliance software
Name at least one benefit of implementing two-factor authentication
Identify the authentication methods that can be configured to use two-factor authentication
Recall at least two of the Alliance software that support LDAP and RADIUS authentication methods
Relate each of the four authentication method with its characteristics



Level **Advanced**

Language **EN**

Discover

Alliance Access/Entry Install and Configure Standards MX deployment packages and the ASP File

Discover how to prepare the system to use the latest standards for InterAct message services, and the latest parameters for InterAct and FileAct services.



Level **Advanced**

Language **EN**

Discover



3

General Knowledge

Work with Messages

Deploy and Manage Solutions

Security and Audit

Compliance and Shared Services

3.1 Alliance Web Platform

3.2 Alliance Access

3.3 Alliance Gateway

3.4 Alliance Lite2

3.5 Alliance Messaging Hub

Alliance Access/Entry Restore Messages and Events

Explore the restore options for messages and events.

Recall the 3 interfaces to restore message and event archives

Demonstrate the restore of a backed-up message archive

Demonstrate the restore of a backed-up event archive

Recall if you can restore and view an archive backup from a previous release of Alliance Access/Entry even if the current release runs on an operating system that is different from the operating system with which the archive backup was made

Remember if you can restore and view an archive backup even if the licenced destinations are different on the source and target instance



00:10

Level

Advanced

Language

EN

Discover

Alliance Access/Entry Database Backup and Restore

Explore the backup and restore options of your Alliance Access/Entry configuration.

Identify the three interfaces the administrator can use to back up the database

Demonstrate the manual backup of the database using the Configuration GUI

Recall the two types of backup available to protect the Alliance Access configuration

Recall the two items that must be the same on the source and target Alliance Access/Entry servers for a restore to be run

Demonstrate restoring the complete database to the same host

Demonstrate running a consistency check on the "routing information" restore set, and then restoring it



00:20

Level

Advanced

Language

EN

Discover

Alliance Access/Entry Monitoring GUI

Understand how to understand what you can monitor and operate with this graphical user interface.

Identify each of the six elements required to access the Alliance Access Monitoring GUI.

Recall at least 4 filtering criteria on the Exceptions node.

Match at least five monitoring entities with the actions that can be performed with them.

Retrieve the filtering options of at least 2 monitoring entities.

Recall at least two options (and their usage) that are part of the System node.

Indicate how to add and configure a new portlet.



00:20

Level

Intermediate

Language

**EN FR JA RU
SP ZH**

Discover



3

General
Knowledge

Work
with Messages

Deploy and
Manage Solutions

Security and
Audit

Compliance and
Shared Services

3.1 Alliance Web Platform

3.2 Alliance Access

3.3 Alliance Gateway

3.4 Alliance Lite2

3.5 Alliance Messaging Hub

Alliance Access/Entry Event Log: Monitor

Learn how to search, monitor and extract events using the Alliance Access Monitoring GUI, and get familiar with classes of events and their degree of importance.

Recall how to search for an specific event
Demonstrate how to treat an alarm
Recall how to export events to a file
Identify at least two event classes
Name at least two event types
Identify the 2 default operator profiles that have access to the Event Log



Level **Advanced**

Language **EN**

Discover

Troubleshooting Guidelines: Alliance Access

Independently diagnose issues with Alliance Access, improve resolution time, and reduce business impact.



Level **Advanced**

Language **EN**

Discover



3

General
Knowledge

Work
with Messages

Deploy and
Manage Solutions

Security and
Audit

Compliance and
Shared Services

3.1 Alliance Web Platform

3.2 Alliance Access

3.3 Alliance Gateway

3.4 Alliance Lite2

3.5 Alliance Messaging Hub

Alliance Gateway Administrator Associate

If you are new to Alliance Gateway, follow this curriculum to understand the basics of Alliance Gateway and discover the various functionalities it offers.

Course content

- Software Solutions
- Introduction to Alliance Web Platform SE
- Introduction to Alliance Gateway
- Alliance Gateway Administration GUI



Type **Curriculum**

Language **EN**

Discover

Alliance Gateway Administrator Professional

Follow this curriculum to have a good understanding of users' management and of the configuration of Alliance Gateway

Course content

- Alliance Gateway User Management: Units
- Alliance Gateway User Management: Authentication Methods
- Alliance Gateway User Management: Operators
- Alliance Gateway Event Log: Monitor
- Alliance Gateway: SWIFTNet Interface



Type **Curriculum**

Language **EN**

Discover

Alliance Gateway Administrator Expert

Do you want to become comfortable with configuring message partners and routing, managing the event log, troubleshooting, and the security best practices on Alliance Gateway?

Course content

- Alliance Gateway Application Interface
- Alliance Gateway: Routing
- Troubleshooting Guidelines: Alliance Gateway
- Troubleshooting Guidelines: Alliance Web Platform SE



Type **Curriculum**

Language **EN**

Discover



3

General
Knowledge

Work
with Messages

Deploy and
Manage Solutions

Security and
Audit

Compliance and
Shared Services

3.1 Alliance Web Platform

3.2 Alliance Access

3.3 Alliance Gateway

3.4 Alliance Lite2

3.5 Alliance Messaging Hub

Manage Alliance Gateway

Learn how to configure and manage Alliance Gateway. Next to the user management, process control and monitoring, find out how to prepare PKI for messaging, how to connect remote applications and how to send and receive files. Become prepared and able to manage Alliance Gateway successfully.

The content can be adjusted to be delivered in one or two days.

Course content

Several demos and exercises presenting the Alliance Gateway system administration will guide you through the following topics:

- Alliance Gateway overview: introduction of the different GUIs available on the Web Platform, licensing scheme
- Full system administration: performing user management, process control and monitoring
- PKI and security management: setting up PKI for external applications or WebAccess users, defining SWIFTNet virtual users, managing remotely an HSM cluster
- Connectivity with your back-office applications: creating message partners and related endpoints, presentation of the different host adapters
- Manual and automatic file transfer



1 or 2
days

Type	Curriculum
Language	EN DE FR ID JA RU SP ZH

Request



3

General
Knowledge

Work
with Messages

Deploy and
Manage Solutions

Security and
Audit

Compliance and
Shared Services

3.1 Alliance Web Platform

3.2 Alliance Access

3.3 Alliance Gateway

3.4 Alliance Lite2

3.5 Alliance Messaging Hub

Introduction to Alliance Gateway

Explore the functionalities of the Alliance Gateway software and its GUIs.

Recall what type of SWIFT interface Alliance Gateway is
Remember the main function of Alliance Gateway
Identify four characteristics of Alliance Gateway
Identify the three layers of Alliance Gateway
Identify two actions performed by a Gateway administrator
Identify four actions that you can perform with the Alliance Gateway Administration GUI



Level **Introductory**

Language **EN**

Discover

Alliance Gateway Administration GUI

Explore the navigation of the Alliance Gateway Administration GUI, and the typical tasks you can perform with it.

Identify the correct menu to change configuration parameters
Identify three configuration tasks performed within the User Management node of the Configuration application
Identify the correct menu to make changes to how an event is logged
Identify the correct menu to view a dashboard display of the status of various operational areas of Alliance Gateway
Identify the correct menu to stop Alliance Gateway
Identify the correct menu to view the status of an HSM cluster



Level **Intermediate**

Language **EN**

Discover



3

General
Knowledge

Work
with Messages

Deploy and
Manage Solutions

Security and
Audit

Compliance and
Shared Services

3.1 Alliance Web Platform

3.2 Alliance Access

3.3 Alliance Gateway

3.4 Alliance Lite2

3.5 Alliance Messaging Hub

Alliance Gateway User Management: Units

Explore the function and purpose of units.

Demonstrate creating a unit.
Recall why units are assigned to operators and events.
Remember the default unit created during installation of Alliance Gateway.
Identify the four configuration items that you can assign units to.
Identify the three configuration items that produce events relating to SWIFTNet message flow.
Identify the one configuration item that produces events relating to administrative activity.



Level **Advanced**

Language **EN**

Discover

Alliance Gateway Event Log: Monitor

Explore the Alliance Gateway event log and the Alerts page for monitoring purposes.

Recall which GUI you use to access the event log and alerts page of Alliance Gateway.
Recall the two ways an operator can access the event log.
Recall the two types of activities that can cause events to be logged in the Alliance Gateway event log.
Demonstrate Searching for events.
Identify the four categories of alerts.
Demonstrate treating an alert.



Level **Advanced**

Language **EN**

Discover

Alliance Gateway Application Interface

Explore the configuration options for connecting messaging applications to Alliance Gateway. It explores in detail the connection requirements for Alliance Access/Entry.

Demonstrate creating an Alliance Access/Entry message partner for FIN.
Demonstrate creating an Alliance Access/Entry message partner for InterAct and FileAct.
Identify the two components of the Application Interface.
Recall one characteristic each of strict and relaxed modes.
Recall an example of one application in strict mode and one in relaxed mode.
Recall the definitions of fin_relaxed and sni_relaxed.



Level **Advanced**

Language **EN**

Discover



3

General
Knowledge

Work
with Messages

Deploy and
Manage Solutions

Security and
Audit

Compliance and
Shared Services

3.1 Alliance Web Platform

3.2 Alliance Access

3.3 Alliance Gateway

3.4 Alliance Lite2

3.5 Alliance Messaging Hub

Alliance Gateway: SWIFTNet Interface

Explore the creation, configuration, and management of SWIFTNet users and their certificates.

Demonstrate certifying a SWIFTNet certificate on Alliance Gateway.
Demonstrate adding a virtual SWIFTNet user.
Recall the purpose of the certify, recover, draft, adopt, and resynchronise actions in the Alliance Gateway Administration GUI.
Identify the three types of certificate that can be linked to a SWIFTNet User on Alliance Gateway.
Recall the purpose of the parameter Enforce Application Passwords.
Recall the purpose of the parameter Allow Use of real SWIFTNet users.



Level **Advanced**

Language **EN**

Discover

Alliance Gateway: Routing

Explore how Alliance Gateway routes messages and files it receives from SWIFT over FIN, InterAct, and FileAct services. It also explores the requirements for routing messages to Alliance Access/Entry.

Identify the three types of end destination used for routing messages to a recipient.
Recall the role of the Message Reception Registry (MRR) at SWIFT.
Recall the role of the Alliance Gateway endpoint.
Identify the two possible destinations for endpoints to deliver messages to in Alliance Gateway.
Demonstrate creating an Alliance Access/Entry endpoint for FIN.
Demonstrate creating an Alliance Access/Entry endpoint for InterAct and FileAct.



Level **Advanced**

Language **EN**

Discover

Alliance Gateway Event Log: Manage

Explore the configuration elements of the event log using event distribution and event log archiving.

Learning objectives:

- Identify the three locations that Alliance Gateway can distribute events to.
- Recall the two formats events can be written to the operating system event log as.
- Demonstrate customising an event distribution template.
- Demonstrate performing a manual archive of the event log.
- Identify the three methods for archiving the event log.
- Recall the definitions of archive and rollover event log modes.



Level **Advanced**

Language **EN**

Discover



3

General Knowledge

Work with Messages

Deploy and Manage Solutions

Security and Audit

Compliance and Shared Services

3.1 Alliance Web Platform

3.2 Alliance Access

3.3 Alliance Gateway

3.4 Alliance Lite2

3.5 Alliance Messaging Hub

Alliance Gateway Configuration Tasks

Explore the configuration tasks to customise Alliance Gateway and the steps to configure the connection with Alliance Access.

Learning objectives:

- Identify the five Alliance Gateway customisation tasks.
- Recall how to retrieve the Alliance Gateway licence from SWIFT.
- Recall the interfaces used for local and remote licensing and relicensing.
- Recall the interfaces used to change system parameters.
- Identify the two archive modes for the event log.
- Identify the five Alliance Gateway configuration steps to connect to Alliance Access/Entry.



00:15

Level **Advanced**

Language **EN**

Discover

Alliance Gateway User Management: Authentication Methods

Explore the authentication methods different users can use to access Alliance Gateway. Discover the password policy management of Alliance Gateway.

Identify the three steps to configure Alliance Gateway authentication Password and TOTP.
Identify the four steps to configure one-time password authentication by an authentication server.
Identify the three steps to configure password authentication by an LDAP server.
Demonstrate updating a password policy parameter for Alliance Gateway operators.
Demonstrate adding an authentication server group.
Demonstrate adding an LDAP server group.



00:40

Level **Advanced**

Language **EN**

Discover

Alliance Gateway User Management: Operators

Explore the creation, configuration, and management of Alliance Gateway operator and operator profiles.

Recall the two typical types of Alliance Gateway operator role.
Identify the two default profiles in Alliance Gateway.
Identify the correct order of steps to create an operator.
Demonstrate creating an operator profile.
Demonstrate creating an operator.
Identify the two methods to implement dual authorisation of operators.



00:25

Level **Advanced**

Language **EN**

Discover



3

General
Knowledge

Work
with Messages

Deploy and
Manage Solutions

Security and
Audit

Compliance and
Shared Services

3.1 Alliance Web Platform

3.2 Alliance Access

3.3 Alliance Gateway

3.4 Alliance Lite2

3.5 Alliance Messaging Hub

Introduction to SWIFT WebAccess

Explore how users connect to and view web pages hosted by service providers on the SWIFT network. Discover the differences between SWIFT WebAccess and SWIFTNet Browse.

Learning objectives:

- Recall the purpose of the SWIFT Identity Services.
- Identify the three connectivity options available for the new version of SWIFT WebAccess.
- Recall the syntax of the URL for the new version of SWIFT WebAccess.
- Identify the four certificate types that can be used for the new version of SWIFT WebAccess.
- Identify the certificate that can be used to access the new version of SWIFT WebAccess through the Internet.
- Identify the multi-factor authentication option applicable to HSM based certificates used for SWIFT WebAccess.



00:20

Level **Intermediate**

Language **EN**

Discover

Troubleshooting Guidelines: Alliance Gateway

Diagnose issues with Alliance Gateway, improve the resolution time and reduce business impact.



00:30

Level **Advanced**

Language **EN**

Discover



3

General
Knowledge

Work
with Messages

Deploy and
Manage Solutions

Security and
Audit

Compliance and
Shared Services

3.1 Alliance Web Platform

3.2 Alliance Access

3.3 Alliance Gateway

3.4 Alliance Lite2

3.5 Alliance Messaging Hub

Prepare for Alliance Lite2

Find out more about Alliance Lite2, what it is and how it must be set up to browse and/or start exchanging all types of SWIFT messages and files. Learn how to use the Relationship Management Application (RMA) to set up and maintain correspondent relationships in the SWIFT environment. Be able to activate tokens, manage users and use the AutoClient.

Course content

- Introduction to Alliance Lite2 and the SWIFT environment
- Preparation and installation of the software
- Description of the different Alliance Lite2 roles
- Initial activation of security officers
- Basic user management
- Using the AutoClient
- Introduction to the Relationship Management Application
- RMA in practice
- RMA administration



Type	Curriculum
Language	EN DE FR ID IT JA PT SP ZH

Request

Introduction to Alliance Lite2

Discover the key components of Alliance Lite2, what is needed to connect to the service, and the main tasks Alliance Lite2 users can perform.

Learning objectives:

- Differentiate the tasks that you can perform using the Web interface and the AutoClient software
- Differentiate the tasks that Alliance Lite2 typical users can perform on the Web interface
- Identify what you need to connect to the Web interface
- Identify what you need to connect AutoClient to Alliance Lite2 using a personal token
- Identify what you need to connect AutoClient to Alliance Lite2 using a channel certificate



Level	Introductory
Language	EN

Discover



3

General
Knowledge

Work
with Messages

Deploy and
Manage Solutions

Security and
Audit

Compliance and
Shared Services

3.1 Alliance Web Platform
3.2 Alliance Access
3.3 Alliance Gateway

3.4 Alliance Lite2
3.5 Alliance Messaging Hub

Introduction to Certificate Management in Alliance Lite2



Explore the certificate management in Alliance Lite2 and how it helps to secure the connections you make to the service.

Retrieve the purpose of PKI certificates for Alliance Lite2
Differentiate between a personal token and a channel certificate
Identify the use of token-based/channel certificates for Alliance Lite2
Name the online/offline applications used for certificate management
Identify the structure of a Distinguished Name
Differentiate between an operator and an AutoClient Distinguished Name

Level **Intermediate**

Language **EN**

Discover

Token-based Certificate Management in Alliance Lite2



Explore the steps to activate a personal token.

Show how to activate a personal/AutoClient token in the SWIFT Certificate Centre

Level **Intermediate**

Language **EN**

Discover

Channel Certificate Management in Alliance Lite2



Explore channel certificates in Alliance Lite2 and the steps that you must follow to set up AutoClient with a Channel certificate.

Define what is a channel certificate
Name the steps to create a channel certificate

Level **Intermediate**

Language **EN**

Discover



3

General
Knowledge

Work
with Messages

Deploy and
Manage Solutions

Security and
Audit

Compliance and
Shared Services

3.1 Alliance Web Platform

3.2 Alliance Access

3.3 Alliance Gateway

3.4 Alliance Lite2

3.5 Alliance Messaging Hub

Alliance Lite2: UETR Addition

Assess the impact of SR2018 for gpi payments on Alliance Lite2 and on the back-office, and understand the way Alliance Lite2 automatically adds UETR.

Explain why do you need SR 2018
Explain what are fields 121 and 111
Recall what are the main dates related to SR 2018
Name who is generating the UETR
Recall the 2 ways to add the UETR
Explain the purpose of the Transfer UETR checkbox
Explain what happens to the UETR in case of an MT202COv
Recall how a RJE message with UETR looks like
Recall how a XMLv2 with UETR looks like



00:10

Level

Advanced

Language

EN

Discover



3

General Knowledge

Work with Messages

Deploy and Manage Solutions

Security and Audit

Compliance and Shared Services

- 3.1 Alliance Web Platform
- 3.2 Alliance Access
- 3.3 Alliance Gateway

- 3.4 Alliance Lite2
- 3.5 Alliance Messaging Hub

AMH Message Handling

Learn how to log on to Alliance Messaging Hub (AMH), use the AMH Message Handler GUI and be able to monitor, handle messages, and produce reports.

Course content

- AMH Overview
- AMH Graphical User Interface (GUI)
- Message Handling – Search and View
- Message Handling – Create, Release, Repair and other Actions
- Message Templates
- Address Book and other Market Data
- Reports Execution



Type	Curriculum
Language	EN DE FR ID IT JA PT SP ZH

Request

AMH System Operations

Get an overview of Alliance Messaging Hub (AMH). Learn how to handle SWIFT messages and get an advanced level of knowledge on how to start and stop the AMH system. Discover how to configure the AMH system (e.g. Scheduler, Address Book, Rule Selections, Log) as well as monitor and track the system and how to operate AMH through communication, log, and housekeeping procedures.

Course content

- AMH Overview
- Message Handling and Monitoring
- Advanced Technical Overview (Architecture, Objects and Services)
- Start-up & Shutdown – Operation, Monitoring and Failure Analysis
- Communication Services – Monitoring and Handling
- Flow Control – Message Flow, Outgoing, Incoming, Network, Distribution Copy Selections
- Other Rule Selections – DupCheck, Black-/Whitelist Selection, Owner Assignment etc.
- System Logs and Alerts – Configuration and Administration
- Scheduler – Concept, Configuration and Events Synchronisation
- Address Book and other Market Data
- Housekeeping Procedures – Configuration
- Reports Execution
- AMH Troubleshooting – Analysis, Reporting & Tracking
- AMH Resilience – Operations and Monitoring
- Optional: SIC / EuroSIC / SECOM Operation



Type	Curriculum
Language	EN DE FR ID IT JA PT SP ZH

Request



3

General
Knowledge

Work
with Messages

Deploy and
Manage Solutions

Security and
Audit

Compliance and
Shared Services

3.1 Alliance Web Platform

3.2 Alliance Access

3.3 Alliance Gateway

3.4 Alliance Lite2

3.5 Alliance Messaging Hub

AMH Security Officers

Learn how to define Security Profiles, Messaging Profiles, Security Policy, and assign User Profiles. Understand how to monitor Alliance Messaging Hub (AMH) security (Log and Reports).

Course content

- AMH Overview
- Security Objects and Internal Relations
- Organisation Tree / Multi Company / Data Owners
- Profiles – Concept, Profile types, Inventories
- Security Policies
- Maintenance and Monitoring



Type	Curriculum
Language	EN DE FR ID IT JA PT SP ZH

Request

RMA Handling in AMH

Get an overview of RMA, its activities and message flow. Understand RMA DN administration, deployment of authorisations over various Alliance Messaging Hub (AMH) systems and RMA setup.

Course content

- RMA Handling and Operations
- RMA Concept and Overview
- Issuer-Activities and Message Flow
- Correspondent-Activities and Message Flow
- User's Duties
- RMA Setup in AMH
- Interact Connections and Flow Profiles
- Import/Export Procedures and Automation
- Configuration of other objects – Data Owners, Profiles, DN's, Automatic Action Rules etc.



Type	Curriculum
Language	EN DE FR ID IT JA PT SP ZH

Request



3

General
Knowledge

Work
with Messages

Deploy and
Manage Solutions

Security and
Audit

Compliance and
Shared Services

3.1 Alliance Web Platform

3.2 Alliance Access

3.3 Alliance Gateway

3.4 Alliance Lite2

3.5 Alliance Messaging Hub

AMH Designer – Workflow

Learn about the Alliance Messaging Hub (AMH) Designer Workflow Installation – Eclipse Environment. Get familiar with AMH Designer Workflow Environment and Elements and understand how to build a simple workflow and integrate this workflow into AMH.

Course content

- AMH Designer Overview
- AMH Designer Workflow Installation
- Getting familiar with AMH Designer Workflow Workspace
- AMH Designer Workflow Elements / Plugins
- Working with Workflow Tasks
- Build simple Workflow
- Deployment of Workflows (XPDL)



Type	Curriculum
Language	EN DE FR ID IT JA PT SP ZH

Request

AMH Designer – Transformer

Understand the Transformer Tool. Learn how to develop, design and model format transformations.

Course content

- Introduction to AMH Designer Transformer
- Message Definition
- Mapping Definition, Validation and Enrichment
- Rules Definition
- Integration into AMH



Type	Curriculum
Language	EN DE FR ID IT JA PT SP ZH

Request



3

General
Knowledge

Work
with Messages

Deploy and
Manage Solutions

Security and
Audit

Compliance and
Shared Services

3.1 Alliance Web Platform

3.2 Alliance Access

3.3 Alliance Gateway

3.4 Alliance Lite2

3.5 Alliance Messaging Hub

AMH Designer – Reporting

Understand the Reporting Tool. Learn how to develop, design and model reports.

Course content

- AMH Designer Overview
- Understanding the Reporting Tool
- Working with Libraries
- Defining Reports



Type

Curriculum

Language

EN DE FR ID
IT JA PT SP
ZH

Request



4

General
Knowledge

Work
with Messages

Deploy and
Manage Solutions

Security and
Audit

Compliance and
Shared Services

Your SWIFT infrastructure is the point of entry into your business applications and your entire environment. As the gatekeeper of secure operations within your institution and the financial community, your SWIFT infrastructure must be secured and controlled efficiently.

“Security and Audit” is aimed at SWIFTNet and Alliance security officers, RMA operators,

swift.com and business administrators, as well as anyone responsible for the security of your messaging environment.

Our trainings includes all the information to help you understand why security is paramount in the financial community, where challenges and potential risks are, and how the SWIFT Customer Security Programme can make a difference.

Our learning tracks provide you with the knowledge you need to understand your sphere of responsibility and to operate comfortably with the interfaces and tools at your disposal.

4.1 Secure your Operations

4.2 SWIFTNet Security Officer

4.3 Alliance Security Officer

4.4 Customer Security Officer

4.5 RMA Operator

SWIFT Customer Security Controls Framework

This curriculum provides an introduction to the 16 mandatory security controls for SWIFT users. You are guided through each control based on your SWIFT architecture type and explained the most common risks that you can mitigate by complying with them. This learning path prepares you to implement the security guidelines provided in the SWIFT Customer Security Controls Framework document in your organization.

Course content

- SWIFT Customer Security Controls Framework
- SWIFT Customer Security Controls Framework: 1. Restrict Internet Access & Protect Critical Systems from General IT Environment
- SWIFT Customer Security Controls Framework: 2. Reduce Attack Surface and Vulnerabilities
- SWIFT Customer Security Controls Framework: 3. Physically Secure the Environment
- SWIFT Customer Security Controls Framework: 4. Prevent Compromise of Credentials
- SWIFT Customer Security Controls Framework: 5. Manage Identities and Segregate Privileges
- SWIFT Customer Security Controls Framework: 6. Detect Anomalous Activity to Systems or Transaction Records
- SWIFT Customer Security Controls Framework: 7. Plan for Incident Response and Information Sharing



04:30

Type	Curriculum
Language	EN FR JA PT RU SP ZH

Discover



4

General
Knowledge

Work
with Messages

Deploy and
Manage Solutions

Security and
Audit

Compliance and
Shared Services

4.1 Secure your Operations

4.2 SWIFTNet Security Officer

4.3 Alliance Security Officer

4.4 Customer Security Officer

4.5 RMA Operator

Security Essentials

This introductory curriculum is a must for anyone responsible for the security aspects in your organisation. It provides an introduction and raises awareness about any security aspects involving your financial messaging environment. Understand how SWIFT secures its messaging platform. Get an overview of the people and tasks involved in the security of any local environment connected to SWIFT.

Course content

- Connectivity and Security
- SWIFTNet Public Key Infrastructure
- Cyber Security: Customer Incidents
- Alliance Security Guidance
- SWIFT Security Profiles



02:00

Type **Curriculum**

Language **EN**

[Discover](#)

SWIFTNet Certification Authority (CA) Root Key Renewal **NEW**

Get ready for the new SWIFTNet CA certificate that provides a new level of security in the issuance of SWIFTNet Public Key Infrastructure (PKI) certificates.

Course content

- SWIFTNet Certificate Authority Renewal
- SWIFTNet Public Key Infrastructure (PKI)
- How to download the new Certificate Authority (CA) Root Key for Internet Explorer (IE)



00:50

Type **Curriculum**

Language **EN**

[Discover](#)

Security Awareness for Staff **NEW**

Educate yourself and your staff on cyber security. Get acquainted with different types of phishing. Learn how to protect yourself, your computer and other devices when working outside of the office. Know how to react to different security-related situations.

Course content

- Security Awareness – Phishing
- Security Awareness – Protecting your Company's Assets
- Security Awareness – Working from Home
- Security Awareness – Working in Public Places



01:00

Type **Curriculum**

Language **EN**

[Discover](#)



4

General
Knowledge

Work
with Messages

Deploy and
Manage Solutions

Security and
Audit

Compliance and
Shared Services

4.1 Secure your Operations

4.2 SWIFTNet Security Officer

4.3 Alliance Security Officer

4.4 Customer Security Officer

4.5 RMA Operator

Manage PKI

Learn how to manage PKI and your certificates and master the available tools, such as the SWIFTNet Online Operations Manager and Secure Channel. Receive the necessary knowledge to perform your security-related tasks in complete confidence.

Course content

- PKI theory in the SWIFT context
- Managing PKI through the SWIFTNet Online Operations Manager
- Routing rules management and monitoring
- Reporting and its administration
- Offline security through Secure Channel



Type	Curriculum
Language	EN DE FR ID IT JA PT RU SP ZH

Request

Security Bootcamp

The SWIFT Security Bootcamp aims to shed light on cyber threat scenarios, security-related roles & responsibilities, risk driver mitigation, CSP awareness and help institutions trigger the right questions internally to ensure security is managed in the best way possible, and provide the necessary know-how to manage all activities in line with best practice.

Are you looking to train a group of employees at your premises? Would you like to combine topics? Thanks to its modular structure, the SWIFT Security Bootcamp can be customised to your needs.

Course Content

- Customer Security Programme
- Alliance Security Management: Alliance Access
- Managing PKI
- Alliance Security Management Alliance Gateway
- Cyber Intelligence
- Hardware Security Module
- Managing the swift.com portal
- Secure Channel application on swift.com
- Security best practices



Type	Bootcamp
Language	EN ZH

Enroll



4

General
Knowledge

Work
with Messages

Deploy and
Manage Solutions

Security and
Audit

Compliance and
Shared Services

4.1 Secure your Operations

4.2 SWIFTNet Security Officer

4.3 Alliance Security Officer

4.4 Customer Security Officer

4.5 RMA Operator

SWIFT Audit Guidelines

Get familiar with the profiles of the people who manage security at your local infrastructure connected to SWIFT, and with the tools and interfaces they use. Understand operational risks and how to analyse permissions and activity logs.

Course Content

Various checklists and exercises on data analysis practice will guide you through the following topics:

- Overview of SWIFT
- SWIFT Customer Security Controls Framework
- PKI certificates and HSMS
- Risk analysis in SWIFTNet and the SWIFT interfaces
- Integrity, filtering and other security controls
- Audit trails
- Archive, backup and business continuity planning
- SWIFT.com



Type

Curriculum

Language

EN DE FR ID
IT JA PT SP
ZH

Request



4

General
Knowledge

Work
with Messages

Deploy and
Manage Solutions

Security and
Audit

Compliance and
Shared Services

4.1 Secure your Operations

4.2 SWIFTNet Security Officer

4.3 Alliance Security Officer

4.4 Customer Security Officer

4.5 RMA Operator

SWIFTNet Security Officer Certification Exam

Individuals who successfully pass this certification exam understand the responsibilities and tasks required of a designated Security Officer in their organisation.

Topics you will be qualified on include

- SWIFTNet Security Officer Environment
- Certificate Management
- Connectivity and Security
- Monitoring
- Online Operations Manager
- Routing Rules and Reporting
- RBAC Roles
- Secure Channel
- SWIFTNet Naming
- Security Officer Tasks
- SWIFTNet PKI



Type **Game**

Language **EN**

[Request](#)

[Read more](#)

Cyber Security: Customer Incidents

Understand how cyber criminals have penetrated customer's local infrastructures connected to SWIFT or other financial messaging platforms.

Learn how important it is to prevent, detect, and report them.



00:15

Level **Introductory**

Language **EN**

[Discover](#)

The Cyber Security Game

Do you master the necessary security practices to combat fraud efficiently? The Cyber Security Game allows you to find out. Inspired by the Customer Security Programme (CSP), this game presents the reality beyond the SWIFT control framework.



00:30

Level **Game**

Language **EN**

[Discover](#)



4

General
Knowledge

Work
with Messages

Deploy and
Manage Solutions

Security and
Audit

Compliance and
Shared Services

4.1 Secure your Operations

4.2 SWIFTNet Security Officer

4.3 Alliance Security Officer

4.4 Customer Security Officer

4.5 RMA Operator

SWIFT Customer Security Controls Framework

Understand how to be compliant with SWIFT mandatory and advisory security controls, to reinforce the security of the local SWIFT infrastructure of your organisation.



00:20

Level	Introductory
Language	EN DE JA PT RU SP ZH

Discover

SWIFT Customer Security Controls Framework: 1. Restrict Internet Access & Protect Critical Systems from General IT Environment

Prepare yourself to comply with the two mandatory controls supporting this security principle.



00:35

Level	Advanced
Language	EN DE FR JA PT RU SP ZH

Discover

SWIFT Customer Security Controls Framework: 2. Reduce Attack Surface and Vulnerabilities

Prepare yourself to comply with the three mandatory controls supporting this security principle.



00:40

Level	Advanced
Language	EN DE FR JA PT RU SP ZH

Discover



4

General
Knowledge

Work
with Messages

Deploy and
Manage Solutions

Security and
Audit

Compliance and
Shared Services

4.1 Secure your Operations

4.2 SWIFTNet Security Officer

4.3 Alliance Security Officer

4.4 Customer Security Officer

4.5 RMA Operator

SWIFT Customer Security Controls Framework: 3. Physically Secure the Environment

Prepare yourself to comply with the mandatory control supporting this security.



Level **Advanced**

Language **EN DE FR JA
PT RU SP ZH**

Discover

SWIFT Customer Security Controls Framework: 4. Prevent Compromise of Credentials

Prepare yourself to comply with the two mandatory controls supporting this security principle.



Level **Advanced**

Language **EN DE FR JA
PT RU SP ZH**

Discover

SWIFT Customer Security Controls Framework: 5. Manage Identities and Segregate Privileges

Prepare yourself to comply with the two mandatory controls supporting this security principle.



Level **Advanced**

Language **EN DE FR JA
PT RU SP ZH**

Discover



4

General
Knowledge

Work
with Messages

Deploy and
Manage Solutions

Security and
Audit

Compliance and
Shared Services

4.1 Secure your Operations
4.2 SWIFTNet Security Officer
4.3 Alliance Security Officer

4.4 Customer Security Officer
4.5 RMA Operator

SWIFT Customer Security Controls Framework: 6. Detect Anomalous Activity to Systems or Transaction Records

Prepare yourself to comply with the four mandatory controls supporting this security principle.



Level	Advanced
Language	EN DE FR JA PT RU SP ZH

Discover

SWIFT Customer Security Controls Framework: 7. Plan for Incident Response and Information Sharing

Prepare yourself to comply with the two mandatory controls supporting this security principle.



Level	Advanced
Language	EN DE FR JA PT RU SP ZH

Discover

SWIFT Customer Security Controls Policy

Get started with your security attestation and follow-up process, using the KYC Registry Security Attestation Application.



Level	Introductory
Language	EN DE FR JA PT RU SP ZH

Discover



4

General
Knowledge

Work
with Messages

Deploy and
Manage Solutions

Security and
Audit

Compliance and
Shared Services

4.1 Secure your Operations

4.2 SWIFTNet Security Officer

4.3 Alliance Security Officer

4.4 Customer Security Officer

4.5 RMA Operator

Independent Assessment Framework **NEW**

Get an overview of the Customer Security Controls Framework (CSCF) independent assessment process.

Learning objectives:

- Recall what CSP is
- Describe what CSCF is
- Explain what KYC-SA is
- Name the main purpose of the IAF
- Name the 3 assessment categories
- Explain what the User-Initiated Assessment is
- Recall what a community-standard Assessment is
- Explain what a SWIFT-Mandated Assessment is
- Explain the difference between assessment and audit
- Name the three documents used to provide the assessment
- Describe the external and the internal assessments



00:20

Level **Intermediate**

Language **EN**

Discover

SWIFTNet Public Key Infrastructure

Understand what SWIFTNet Public Key Infrastructure (PKI) is, how it works, and understand how PKI protects the SWIFT messaging platform and your organisation against fraud.

Learning objectives:

- Differentiate between private and public key pairs
- List at least four activities for which SWIFTNet Certification Authority is responsible for
- Explain how do encryption and decryption work in the SWIFTNet Public Key Infrastructure
- Explain how does signing and verification work in the SWIFTNet Public Key Infrastructure



00:30

Level **Introductory**

Language **EN**

Discover



4

General
Knowledge

Work
with Messages

Deploy and
Manage Solutions

Security and
Audit

Compliance and
Shared Services

4.1 Secure your Operations

4.2 SWIFTNet Security Officer

4.3 Alliance Security Officer

4.4 Customer Security Officer

4.5 RMA Operator

SWIFTNet Certificate Authority Renewal **NEW**

Understand what Root Key Renewal (RKR) is. Prepare for the renewal effectively and on time.

Learning objectives:

- Define what is root Certification Authority certificate
- Describe what is Root Key Renewal
- Recall the main milestones
- List the three possible actions for renewing the SWIFTNet CA root key
- Recall what needs to be done on SNL
- Recall what needs to be done on HSM
- Name the 2 different procedures for Alliance Access/Entry
- Name the tool used in case of manual procedure for Alliance Access/Entry
- Recall the installation steps in case of ARG, Personal Token and Connectors (manual procedure).
- Recall the installation steps in case of automatic Procedure on Alliance Access/Entry
- Name the 2 user roles that need to take action in case of Alliance Web Platform Server-Embedded, personal token users
- Recall the 2 installation steps in case of Alliance Lite
- Recall the 2 installation steps for WebAccess and Browse users.



00:15

Level **Intermediate**

Language **EN**

Discover

Connectivity and Security

Understand how SWIFT delivers confidentiality, integrity and availability on its secure platform.

Learning objectives:

- Name two functions of the SIPN (SWIFT Secure IP Network)
- List the three reliability aspects for what the SWIFT platform has been design for
- List the three ways that the SNL secures the Messaging layer
- List at least three ways that the VPN secures the IP layer
- List the three security layers of the SWIFT SIPN
- Identify where a SWIFT PKI certificate is stored



00:15

Level **Introductory**

Language **EN DE FR IT
JA PT RU ZH
SP**

Discover



4

General
Knowledge

Work
with Messages

Deploy and
Manage Solutions

Security and
Audit

Compliance and
Shared Services

4.1 Secure your Operations

4.2 SWIFTNet Security Officer

4.3 Alliance Security Officer

4.4 Customer Security Officer

4.5 RMA Operator

Security Awareness - Phishing

Understand how phishing works. Recognise different forms of phishing.
Prevent and report phishing attempts.

Learning objectives:

- Define what phishing is.
- Name at least three different forms of phishing.
- Recall the consequences of phishing.
- Recognised the different forms of phishing.
- Name at least three actions to help prevent phishing.
- Recall what you should do if you get phished.



Level **Introductory**

Language **EN**

Discover

Security Awareness - Protecting Your Company's Assets

Understand how to protect assets when working remotely. Know how to deal with customs officials.
Plan trips according to risk.

Learning objectives:

- List three security related steps to take when travelling for business by car.
- Recall three security related risks to be aware of when travelling for business by train.
- Recall three precautions to take when travelling by air.
- Recall how to protect your assets when you stay in a hotel.
- Recall how to protect your assets if you attend a social event.
- Recall the three steps to report a lost or stolen device.
- Recall how to react in case of a border control.



Level **Introductory**

Language **EN**

Discover



4

General
Knowledge

Work
with Messages

Deploy and
Manage Solutions

Security and
Audit

Compliance and
Shared Services

4.1 Secure your Operations

4.2 SWIFTNet Security Officer

4.3 Alliance Security Officer

4.4 Customer Security Officer

4.5 RMA Operator

Security Awareness - Working in Public Places

Physical risks. Digital risks. Work safely in public places. Reporting remote working incidents.

Learning objectives:

- Name at least two risks when working in public places.
- Recognise the physical risks when working in public places.
- Recall how to check if a WIFI network is safe.
- Name at least four measures to protect your devices when you are working in public places.
- Name one way to connect securely to your institution network.
- Recall what to do if you suspect a security incident has happened.



00:15

Level **Introductory**

Language **EN**

Discover

Security Awareness - Working from home

Secure your home network. Protect your company information at home.

Learning objectives:

- Name at least three precautions to take to protect your home network.
- Recall how to check that calls and videos conferences are secured.
- Name at least three security settings used to increase the security of your video and call conferences.
- Name at least three ways to minimise the risks exposure when working outside the office.
- Recall how to safeguard your home.



00:15

Level **Introductory**

Language **EN**

Discover



4

General
Knowledge

Work
with Messages

Deploy and
Manage Solutions

Security and
Audit

Compliance and
Shared Services

4.1 Secure your Operations

4.2 SWIFTNet Security Officer

4.3 Alliance Security Officer

4.4 Customer Security Officer

4.5 RMA Operator

Introduction to Hardware Security Module

Understand the role of the Hardware Security Module (HSM), and how it is integrated within your SWIFT infrastructure.



Level **Introductory**

Language **EN**

Discover

SWIFT Security Profiles

Get familiar with the profiles of the people who manage security at your local infrastructure connected to SWIFT, and with the tools and interfaces they use.



Level **Intermediate**

Language **EN**

Discover

Learning objectives:

- Recall at least four SWIFT Security Profiles of a fully on premises infrastructure
- Match at least four SWIFT Security Profiles with their corresponding task in a fully on premises infrastructure
- Match at least two SWIFT Security Profiles with their corresponding task in an on premises infrastructure
- List the two SWIFT Security Profiles in a fully cloud infrastructure (Alliance Lite2)
- List the three SWIFT Security Profiles available for an organization connected through Alliance Remote Gateway
- Match the two SWIFT Security Profiles with their corresponding task in a cloud infrastructure



4

General
Knowledge

Work
with Messages

Deploy and
Manage Solutions

Security and
Audit

Compliance and
Shared Services

4.1 Secure your Operations

4.2 SWIFTNet Security Officer

4.3 Alliance Security Officer

4.4 Customer Security Officer

4.5 RMA Operator

swift.com Administrators: Security Best Practices and Recommendations

Understand the tasks performed by swift.com administrators and the tools they use, and get SWIFT's recommendations to manage your local infrastructure in a secure manner.



Level **Advanced**

Language **EN**

Discover

Alliance Gateway Security Best Practices and Recommendations

Explore the best practices and SWIFT recommendations for security and maintenance of Alliance Gateway.



Level **Advanced**

Language **EN**

Discover

Learning objectives:

- Identify the three items that the server configuration parameter Enable Requires Additional Operator applies to.
- Identify the permissions that must be assigned to enable dual authentication for message partners.
- Recall the outcome of running the sbp check command.
- Demonstrate running the sbp check command
- Demonstrate creating a new self-signed TLS certificate.
- Demonstrate registering a new self-signed TLS certificate.



4

General
Knowledge

Work
with Messages

Deploy and
Manage Solutions

Security and
Audit

Compliance and
Shared Services

4.1 Secure your Operations

4.2 SWIFTNet Security Officer

4.3 Alliance Security Officer

4.4 Customer Security Officer

4.5 RMA Operator

Introduction to Alliance Connect using SSG5 VPN boxes

Understand how the Alliance Connect family products using SSG5 VPN boxes fit in the SWIFT multi-vendor secure IP network and recognise the different Alliance Connect packs using SSG5 VPN boxes and their respective set-ups.



00:25

Level **Introductory**

Language **EN**

Discover

Introduction to Alliance Connect Using SRX VPN Boxes

Explore how the Alliance Connect family products fit in the SWIFT multi-vendor secure IP network and shows the different Alliance Connect products and their respective set-ups.



00:30

Level **Introductory**

Language **EN**

Discover

Learning objectives:

- Name the four different network providers.
- Indicate where Alliance Connect is in your infrastructure
- Remember how the Alliance Connect hardware is packaged and delivered.
- Remember how many Alliance Connect flavours are available.
- Match each Alliance Connect product with its target user.
- Describe the hardware failover mechanism of Alliance Connect.
- Describe the line failover mechanism of Alliance Connect.



4

General
Knowledge

Work
with Messages

Deploy and
Manage Solutions

Security and
Audit

Compliance and
Shared Services

4.1 Secure your Operations

4.2 SWIFTNet Security Officer

4.3 Alliance Security Officer

4.4 Customer Security Officer

4.5 RMA Operator

Alliance Connect Migration: From SSG5 to SRX345 VPN Boxes

Explore how to perform Alliance Connect standards and non-standard migrations from SSG5 to SRX345 VPN boxes.

Learning objectives:

- Identify the steps necessary to perform the migration from SSG5 to SRX345 VPN boxes
- Indicate the number of SRX345 VPN boxes that SWIFT subsidizes according to the actual and future connectivity product
- Compare between a standard and non-standard migration
- Differentiate between the three migration scenarios: Cold Swap, Hot Swap, and Host-by-Host
- Identify at least two migration requirements



Level **Advanced**

Language **EN**

Discover

Troubleshooting Guidelines: Alliance Connect using SSG5 VPN boxes

Learn how to independently diagnose issues with Alliance Connect using SSG5 VPN boxes, improve resolution time and reduce business impact.



Level **Advanced**

Language **EN**

Discover



4

General
Knowledge

Work
with Messages

Deploy and
Manage Solutions

Security and
Audit

Compliance and
Shared Services

4.1 Secure your Operations

4.2 SWIFTNet Security Officer

4.3 Alliance Security Officer

4.4 Customer Security Officer

4.5 RMA Operator

Troubleshooting Guidelines: Alliance Connect with SRX VPN Boxes

Explore how to diagnose issues with your Alliance Connect product, improve the resolution time, and reduce business impact.

Learning objectives:

- Sequence the three procedures you must follow to avoid issues during installation
- Differentiate the actions to perform for installation and troubleshooting purposes, if you have a Network Partner line or an internet line.
- List the tests needed after enrolment to confirm a good installation of your Alliance Connect product
- Identify at least three issues that can be encountered during the installation of Alliance Connect products
- Indicate where to start investigating in case of an issue with your connectivity to SWIFT
- Distinguish the importance of the VPN cluster loopback IP address in your troubleshooting steps



Level **Advanced**

Language **EN**

Discover

Troubleshooting guidelines: HSM boxes

Independently diagnose issues with HSM boxes, improve the resolution time and reduce business impact.



Level **Advanced**

Language **EN**

Discover



4

General
Knowledge

Work
with Messages

Deploy and
Manage Solutions

Security and
Audit

Compliance and
Shared Services

4.1 Secure your Operations

4.2 SWIFTNet Security Officer

4.3 Alliance Security Officer

4.4 Customer Security Officer

4.5 RMA Operator

Troubleshooting Guidelines: “On Premises” SWIFTNet PKI

Follow this advanced course to independently diagnose issues with your “on premises” Public Key Infrastructure, improve resolution time, and reduce business impact.



Level **Advanced**

Language **EN**

[Discover](#)

Troubleshooting Guidelines: SWIFTNet Link

Diagnose issues with SWIFTNet Link, improve resolution time, and reduce business impact.



Level **Advanced**

Language **EN**

[Discover](#)

Alliance Security Guidance

Acquire the minimum level of SWIFT recommended security guidelines by focussing on the security governance of the local customer infrastructure: customers' local server, client, and network environment.



Type **Webcast**

Language **EN**

[Discover](#)



4

General
Knowledge

Work
with Messages

Deploy and
Manage Solutions

Security and
Audit

Compliance and
Shared Services

4.1 Secure your Operations

4.2 SWIFTNet Security Officer

4.3 Alliance Security Officer

4.4 Customer Security Officer

4.5 RMA Operator

SWIFTNet Security Officer Associate

Are you a new SWIFT security officer or want to become one? Understand the environment in which security officers operate: how your infrastructure connects to SWIFT, how security is guaranteed on the SWIFT messaging platform, and the toolkit at your disposal.

Course content

- Messaging Services
- Software Solutions



01:00

Type

Curriculum

Language

EN JA RU SP
ZH

Discover

SWIFTNet Security Officer Professional

Understand and become comfortable with performing the tasks SWIFTNet security officers are responsible for (SWIFTNet PKI administration).

Course content

- SWIFTNet Public Key Infrastructure



01:00

Type

Curriculum

Language

EN

Discover

SWIFTNet Security Officer Expert

Do you want to become an experienced SWIFTNet security officer? Familiarise yourself with related security profiles in your institution and be aware of the industry best practices and SWIFT recommendations.

Course content

- SWIFT Security Profiles
- swift.com Administrators: Security Best Practices and Recommendations
- SWIFTNet Security Officer: Best Practices and Recommendations
- Troubleshooting Guidelines: on Premises SWIFTNet PKI



01:45

Type

Curriculum

Language

EN

Discover



4

General
Knowledge

Work
with Messages

Deploy and
Manage Solutions

Security and
Audit

Compliance and
Shared Services

4.1 Secure your Operations
4.2 **SWIFTNet Security Officer**
4.3 Alliance Security Officer

4.4 Customer Security Officer
4.5 RMA Operator

SWIFTNet Security Officer: Best Practices and Recommendations

Understand the tasks performed by SWIFTNet security officers and the tools they use. Get SWIFT's recommendations to manage your local infrastructure in a secure manner.



00:20

Level **Advanced**

Language **EN**

Discover



4

General
Knowledge

Work
with Messages

Deploy and
Manage Solutions

Security and
Audit

Compliance and
Shared Services

4.1 Secure your Operations
4.2 SWIFTNet Security Officer
4.3 Alliance Security Officer

4.4 Customer Security Officer
4.5 RMA Operator

Alliance Security Officer Associate

Are you a new LSO or RSO (right or left security officer) in your organisation? Follow this curriculum to understand the basic environment in which you operate: how your infrastructure connects to SWIFT, how security is guaranteed on the SWIFT messaging platform.

Course content

- Software Solutions
- Introduction to Alliance Access
- Connectivity and Security
- RMA Service



01:40

Type	Curriculum
Language	EN FR JA RU SP ZH

Discover

Alliance Security Officer Professional

Get familiar with the interface you use to manage the security aspects of the software and the tasks operators are able to perform with Alliance Access.
Learn security best practices on operator's profile creation and management.

Course content

- Alliance Security Officers: Best Practices and Recommendations
- Introduction to Alliance Web Platform SE
- Alliance Access/Entry Message Management Gui
- Alliance Access/Entry Relationship Management Application GUI
- Alliance Access/Entry Configuration GUI
- Alliance Access/Entry Operator Profiles
- Alliance Access: Units
- Manage Security and System Parameters in Alliance Access
- Alliance Access/Entry Monitoring GUI
- Alliance Access/Entry Event Log: Monitor



04:00

Type	Curriculum
Language	EN

Discover



4

General
Knowledge

Work
with Messages

Deploy and
Manage Solutions

Security and
Audit

Compliance and
Shared Services

4.1 Secure your Operations
4.2 SWIFTNet Security Officer
4.3 Alliance Security Officer

4.4 Customer Security Officer
4.5 RMA Operator

Alliance Security Officer Expert

If you have a high technical profile you may want to understand the software installation and configuration steps. Familiarise with the internal messaging routing to create a more secure and efficient messaging environment.

Course content

- SWIFT Security Profiles



00:30

Type **Curriculum**

Language **EN**

Discover

Alliance Security Officers: Best Practices and Recommendations

Understand the tasks performed by Alliance security officers and the tools they use, and get SWIFT's recommendations to manage your local infrastructure in a secure manner.

Identify the online and offline tools available for security management for the Alliance security officer
Recall at least two security recommendations while using Secure Channel
Name at least 4 security tasks that the Alliance security officer performs on Alliance Access
Name at least 1 security tasks that the Alliance security officer performs on Secure Channel
Recall the profiles that are entitle to modify security parameters in Alliance Access
Name the channel through which SWIFT communicates all security issues



00:20

Level **Advanced**

Language **EN**

Discover



4

General
Knowledge

Work
with Messages

Deploy and
Manage Solutions

Security and
Audit

Compliance and
Shared Services

4.1 Secure your Operations
4.2 SWIFTNet Security Officer
4.3 Alliance Security Officer

4.4 Customer Security Officer
4.5 RMA Operator

Customer Security Officer Associate

Are you a new c-lso or c-rso (right or left security officer) in your organisation? Follow this curriculum to understand the basic environment in which you operate: how your infrastructure connects to SWIFT, how security is guaranteed on the SWIFT messaging platform.

Course content

- Software Solutions
- Introduction to Alliance Lite2
- Connectivity and Security
- Messaging Services
- RMA Service
- SWIFT Security Profiles
- SWIFTNet Public Key Infrastructure



03:00

Type **Curriculum**

Language **EN**

Discover

Customer Security Officer Professional

Get familiar with the interface you use to manage the security aspects of the software. Learn security best practices on operator and token management.

Course content

- Swift.com Administrator: Security Best Practices and Recommendations
- Introduction to Certificate Management in Alliance Lite2
- Token-based Certificate Management in Alliance Lite2



02:00

Type **Curriculum**

Language **EN**

Discover



4

General
Knowledge

Work
with Messages

Deploy and
Manage Solutions

Security and
Audit

Compliance and
Shared Services

4.1 Secure your Operations
4.2 SWIFTNet Security Officer
4.3 Alliance Security Officer

4.4 Customer Security Officer
4.5 RMA Operator

Customer Security Officers: Best Practices and Recommendations

Discover SWIFT's recommendations and best practices for the tasks performed by customer security officers and the tools they use.

Learning objectives:

- Name at least three tasks that a customer security officer can perform
- Differentiate between the SWIFTNet Online Operations Manager and Secure Channel
- Name at least three security best practices when using Secure Channel
- Name at least three security best practices when using the SWIFTNet Online Operations Manager
- Name at least three general security best practices for a customer security officer
- Name at least four security best practices when managing operators
- Name at least two security best practices when managing RMA business relationships
- Name at least two security best practices when using tokens



Type	Advanced
Language	EN

Discover



4

General
Knowledge

Work
with Messages

Deploy and
Manage Solutions

Security and
Audit

Compliance and
Shared Services

4.1 Secure your Operations
4.2 SWIFTNet Security Officer
4.3 Alliance Security Officer

4.4 Customer Security Officer
4.5 RMA Operator

RMA Operator Associate

Are you a new LSO or RSO (right or left security officer) in your organisation? Follow this curriculum to understand the basic environment in which you operate: how your infrastructure connects to SWIFT, how security is guaranteed on the SWIFT messaging platform.

Course content

- Software Solutions
- Messaging Services
- Connectivity and Security
- RMA Service



01:40

Type	Curriculum
Language	EN FR JA RU SP ZH

Discover

RMA Operator Professional

Get familiar with the interface you use to manage the security aspects of the software and the tasks operators are able to perform with Alliance Access.
Learn security best practices on operator's profile creation and management.

Course content

- Introduction to Alliance Access
- Introduction to Alliance Web Platform SE
- Alliance Access/Entry Relationship Management Application GUI
- Create RMA Queries and Answers
- Create Authorisations to Receive
- Manage Authorisations to Receive
- Manage Bootstrap Authorisations
- Manage Authorisations to Send



01:20

Type	Curriculum
Language	EN FR

Discover



4

General
Knowledge

Work
with Messages

Deploy and
Manage Solutions

Security and
Audit

Compliance and
Shared Services

4.1 Secure your Operations
4.2 SWIFTNet Security Officer
4.3 Alliance Security Officer

4.4 Customer Security Officer
4.5 RMA Operator

RMA using Alliance Access Certification Exam

Individuals who successfully pass this certification fully understand the RMA processes and can confidently use Alliance Access to create, maintain and remove relationships.

Topics you will be qualified on include

- Introduction to the RMA Service
- Introduction to Alliance Access and Web Platform
- Alliance Relationship Management Application GUI
- Queries and Answers
- Authorisation to Receive
- Bootstrap Authorisations
- Authorisation to Send



Type	Certification
Language	EN

[Request](#)[Read more](#)

RMA Service

Understand how the Relationship Management Application service is used in the context of financial messaging, including management tasks and best practices.

Learning objectives:

- Explain how the RMA Service helps you prevent unwanted financial traffic
- Identify for which type of messages RMA is mandated
- Describe what you are allowed to do when you create an RMA authorisation for FIN
- Identify the frequency on which RMA managers should monitor and process RMA traffic.



00:25

Level	Advanced
Language	EN FR JA RU SP ZH

[Discover](#)

Alliance Access/Entry Relationship Management Application GUI

Understand how to access and navigate the Alliance Relationship Management GUI and view the tasks you can perform with this GUI.



00:20

Level	Intermediate
Language	EN FR JA RU SP ZH

[Discover](#)



4

General
Knowledge

Work
with Messages

Deploy and
Manage Solutions

Security and
Audit

Compliance and
Shared Services

4.1 Secure your Operations
4.2 SWIFTNet Security Officer
4.3 Alliance Security Officer

4.4 Customer Security Officer
4.5 RMA Operator

Create RMA Queries and Answers

Understand why you use RMA queries and answers and how to perform their related tasks with the Alliance Relationship Management GUI.



Level **Advanced**

Language **EN FR JA RU
SP ZH**

Discover

Create Authorisations to Receive

Learn how to create, approve, and send authorisations using the Alliance Relationship Management GUI.



Level **Advanced**

Language **EN FR JA SP
ZH**

Discover

Manage Authorisations to Receive

Learn how to add message granularity and validity period and revoke an authorisation to receive, using the Alliance Relationship Management GUI.

Implement how to prevent unwanted traffic
Name the GUI is used to manage an authorisation to receive
Modify an existing authorisation
Show how to add the relevant granularity to a message
Describe how to add time restriction to an authorisation
Revoke an authorisation to receive



Level **Advanced**

Language **EN FR JA RU
SP ZH**

Discover



4

General
Knowledge

Work
with Messages

Deploy and
Manage Solutions

Security and
Audit

Compliance and
Shared Services

4.1 Secure your Operations
4.2 SWIFTNet Security Officer
4.3 Alliance Security Officer

4.4 Customer Security Officer
4.5 RMA Operator

Manage Authorisations to Send

Learn how to accept, reject, and delete authorisations to send, using the Alliance Relationship Management GUI.



Level	Advanced
Language	EN FR JA RU SP ZH

Discover

Manage Bootstrap Authorisations

Learn how to create and manage RMA authorisations for services other than FIN.



Level	Advanced
Language	EN FR JA SP ZH

Discover

Alliance Access/Entry RMA Administration

Explore the RMA configuration settings of the server and operator profiles using the Alliance Access Configuration GUI. It also explores the RMA administration settings, using the Alliance Access Relationship Management Application GUI.

Demonstrate selecting a Signing BIC for Test and Training
Demonstrate a clean up of the RMA data store
Identify three functions of RMA

Identify the four configuration tasks related to RMA that are required after the Alliance Access/Entry software has been installed
Recall the two GUIs are used to configure and administer RMA
Identify the two tasks to clean up old records in the RMA data store



Level	Advanced
Language	EN

Discover



4

General
Knowledge

Work
with Messages

Deploy and
Manage Solutions

Security and
Audit

Compliance and
Shared Services

4.1 Secure your Operations
4.2 SWIFTNet Security Officer
4.3 Alliance Security Officer

4.4 Customer Security Officer
4.5 RMA Operator

Alliance Access/Entry RMA Authorisations Import/Export

Explore the RMA administration settings and scenarios for manual and automatic import and export of authorisations using the Alliance Access Relationship Management Application GUI.

Demonstrate a manual export of RMA authorisations
Demonstrate a manual import of RMA authorisations
Identify the two types of RMA export
Identify the three ways to trigger an export of RMA
Identify the two ways to trigger an import of RMA
Recall the outcomes of importing a complete and a partial distribution file



Level **Advanced**

Language **EN**

Discover

Alliance Access/Entry RMA Plus

Explain the RMA Plus licensing option, and how to perform its related administration tasks using the Alliance Access Relationship Management Application GUI.



Level **Advanced**

Language **EN**

Discover



Payment Controls Associate **NEW**

Understand the basics of Payments Controls, how to access it and discover how this service can be beneficial to your company.

Course content

- Introduction to Payment Controls
- Payment Controls: Administrator Roles
- Payment Controls: Introduction to Rules



01:00

Type **Curriculum**Language **EN**[Discover](#)

Payment Controls Professional **NEW**

Get a deeper explanation on how to use and configure the different rules of Payment Controls to protect your payment operations against fraudulent attacks.

Course content

- Payment Controls Rules: Threshold Rule – Single Payment
- Payment Controls Rules – Amount Aggregation Rule
- Payment Controls Rules – Threshold Rule – Message Count
- Payment Controls Rules – New Scenario Rule
- Payment Controls Rules – Business Calendar Rule
- Payment Controls Rules – Account Monitoring Rule



01:30

Type **Curriculum**Language **EN**[Discover](#)



5

General
Knowledge

Work
with Messages

Deploy and
Manage Solutions

Security and
Audit

Compliance and
Shared Services

Interested to learn how our collaborative solutions meet the challenges of financial crime compliance, and help reduce cost, complexity and risk?

Compliance and Shared Services

Understand SWIFT's Shared Services and financial crime compliance, and how these can help you to reduce cost, complexity and risk.



Level	Introductory
Language	EN DE FR IT JA PT RU SP ZH

Discover

Compliance, Back to the Future

Understand the main business areas related to compliance and get insights into the day to day issues compliance officers tackle.

Go back to the basics to address the needs of the future.



Level	Introductory
Language	EN

Discover

Compliance Game

If you were a compliance officer, would you make the right decisions?
Play the Compliance Game to find out!
A fun and instructive way to discover what financial compliance is all about.



Type	Game
Language	EN

Discover



5

General
Knowledge

Work
with Messages

Deploy and
Manage Solutions

Security and
Audit

Compliance and
Shared Services

MyStandards

Figure out what MyStandards and the Readiness Portal are and know the benefits of MyStandards and the Readiness Portal.



00:15

Level	Introductory
Language	EN FR JA RU SP ZH

Discover

Introduction to Watch

Understand which Watch products best meet your business needs. Access Watch products and understand how to use the tool. Use tips and tricks to get the most out of your Watch products.



00:15

Level	Introductory
Language	EN

Discover

Watch Traffic Analytics

Understand what Watch Traffic Analytics can do for you. Learn from examples about what type of analysis can be performed.



00:20

Level	Intermediate
Language	EN

Discover



5

General
Knowledge

Work
with Messages

Deploy and
Manage Solutions

Security and
Audit

Compliance and
Shared Services

Watch Message Cost Analytics

Understand what Watch Message Cost Analytics can do for you.
Learn from examples about what type of analysis can be performed.
Use tips and tricks to get the most out of your Watch Message Cost Analytics.



00:20

Level **Intermediate**

Language **EN**

[Discover](#)

Watch Billing Analytics

Understand what Watch Billing Analytics can do for you.
Learn from examples about what type of analysis can be performed.
Use tips and tricks to get the most out of your Watch Billing Analytics.



00:20

Level **Intermediate**

Language **EN**

[Discover](#)

Watch Banking Insights

Understand what Watch Banking Insights can do for you. Discover what type of insights you can get from the pre-defined dashboards.



00:20

Level **Intermediate**

Language **EN**

[Discover](#)



5

General
Knowledge

Work
with Messages

Deploy and
Manage Solutions

Security and
Audit

Compliance and
Shared Services

Watch Banking Analytics

Understand what Watch Banking Analytics can do for you. Learn from examples about what type of analysis can be performed. Use tips and tricks to get the most out of your Watch Banking Analytics.



00:20

Level **Intermediate**

Language **EN**

[Discover](#)

Introduction to the KYC Registry

Get an overview of the KYC Registry and provides guidelines for an optimised usage of the utility. Available to KYC users.



00:35

Level **Introductory**

Language **EN**

[Discover](#)

The KYC Registry Baseline

Explore the KYC Registry baseline, its structure and the requirements for reaching a complete KYC Profile. Available to KYC users.



00:35

Level **Intermediate**

Language **EN**

[Discover](#)



5

General
Knowledge

Work
with Messages

Deploy and
Manage Solutions

Security and
Audit

Compliance and
Shared Services

The KYC Registry Administration

Explore the administration tasks that the KYC Registry Administrator can perform on The KYC Registry. Available to KYC users.



01:00

Level **Intermediate**

Language **EN**

[Discover](#)

The KYC Registry: the Contribution Process

Explore the contribution process, explains the different types of workflows and provides best practices in organising your KYC contribution. Available to KYC users.



00:35

Level **Intermediate**

Language **EN**

[Discover](#)

The KYC Registry: The Qualification and Publication Process

Explore the qualification and publication process conducted by SWIFT after the submission of a draft, how you can compare different versions of your documents, and analyse comments and score given by SWIFT. Available to KYC users.



00:20

Level **Intermediate**

Language **EN**

[Discover](#)



5

General
Knowledge

Work
with Messages

Deploy and
Manage Solutions

Security and
Audit

Compliance and
Shared Services

The KYC Registry: The Consumption Process

Explore the consumption workflow, of requesting and consulting your correspondents' KYC information, and of granting access to your own KYC profile. Available to KYC users.



00:45

Level **Intermediate**

Language **EN**

[Discover](#)

SWIFTRef BIC Plus

Understand how BIC Plus can best help you with the new BIC standards. Understand the data structure and update cycle of BIC Plus. Be able to access BIC Plus.



00:20

Level **Intermediate**

Language **EN**

[Discover](#)

Manage SWIFTRef BIC Plus **NEW**

Understand key principles to work with BIC Plus data. Understand the differences between BIC Plus and the BIC Directory 2018. Be able to interpret the life cycle of a BIC.



00:25

Level **Advanced**

Language **EN**

[Discover](#)



5

General
Knowledge

Work
with Messages

Deploy and
Manage Solutions

Security and
Audit

Compliance and
Shared Services

SWIFTRef Bank Directory Plus **NEW**

Understand what Bank Directory Plus is and how it will assist you. Access Bank Directory Plus. Understand Bank Directory Plus data content and structure.

Learning objectives:

- Understand the content of Bank Directory Plus and how to access it
- Be able to identify the main National ID and the best BIC code linked to a National ID
- Understand the different types of operational entity hierarchy in Bank Directory Plus



Level **Advanced**

Language **EN**

Discover

Introduction to SWIFTRef Corporate Packs **NEW**

Understand the content of your SWIFTRef Corporate Pack. Access the files in your SWIFTRef Corporate Pack. Receive tips and hints to use your product.



Level **Introductory**

Language **EN**

Discover

Introduction to Sanctions Screening

Discover the key components of Sanctions Screening, what you need to access the service, and how the Screening engine interacts with your financial messages.

Learning objectives:

- Describe the Sanctions Screening service
- Differentiate between the Copy and the Connector Sanctions Screening options message flow
- Differentiate between the standard and 4-eyes alert workflow
- Recall at least three users roles who can access Sanctions Screening
- Recall the software necessary to use a personal token to access Sanctions Screening
- Retrieve at least three modules present on the Sanctions Screening portal
- Differentiate the available list on Sanctions Screening



Level **Introductory**

Language **EN**

Discover



5

General
Knowledge

Work
with Messages

Deploy and
Manage Solutions

Security and
Audit

Compliance and
Shared Services

Sanctions Screening: Compliance Policy

Discover how the Compliance Officer manages filter configurations such as lists, message types, and hit rate from the Sanctions Screening Administration menu.

Describe how to configure sanctions screening according to your compliance policy
Explain how to effectively reduce your hit rate



00:35

Level **Intermediate**

Language **EN**

Discover

Introduction to SWIFT Translator

Explore how the SWIFT Translator works and its usage for financial messaging.

Learning objectives:

- Explain why a translator software is needed in financial messaging
- Recall the two main components of the SWIFT Translator
- Differentiate the four steps on the SWIFT Translator workflow



00:20

Level **Introductory**

Language **EN**

Discover

Introduction to Payments Controls Service

Get an overview of the Payment Controls service and how to access it. It introduces the different rules, the alerting and the reporting functionality and the user roles featured in the service.

Learning objectives:

- Recall what is the reason for having Payment Controls.
- Name one way Payment Controls can help customers.
- Name one benefit of Payment Controls
- Recall what is Payment Controls.
- Name at least 3 main features of Payment Controls.
- Name at least two tasks that can be performed through the Screening Utility portal.
- List the 6 different monitoring rules.
- Name the 2 Alerting operating modes.
- Recall the message flow in alert mode.
- Recall the message flow with release of the message within Payment Controls.
- Recall the message flow with abort of the message within Payment Controls.
- Define what is Payment Controls Reporting.
- Name the 2 RBAC roles of Payment Controls services .
- List at least 4 different default roles.
- Name the different steps related to the configuration of Payment Controls.
- Recall how to access Payment Controls.



00:20

Level **Introductory**

Language **EN**

Discover

Payment Controls: Administrator Roles

Get an overview of the Payment Controls user roles and focus on the Admin RBAC and User Admin roles.

Learning objectives:

- Recall why do you have Payment Controls
- Name one reason why we have Payment Controls
- Explain how Payment Controls is protecting from attackers
- Identify the main benefit of Payment Controls
- List four capabilities of Payment Controls
- Recall the message flow of a message screened by Payment Controls
- List the six different rules
- Name the 2 alerting operating modes
- Recall the RBAC roles needed to access the portal
- Name a least 4 user roles that can be assigned through the Screening Utility
- Recall the different steps to prepare for a smooth onboarding
- Recall how you access the Screening Utility portal



00:15

Level **Intermediate**Language **EN**[Discover](#)

Payment Controls: Introduction to Rules

Get an overview of the different types of rules and learn the rule configuration with Payment Controls.

Learning objectives:

- Define what is a ruleset.
- Name the six different types of rules.
- Explain what is a rule.
- Describe the difference between live and test environment.
- Name the three roles needed in the creation process of a rule.
- List the four steps to configure a rule.
- Recall how to create a Ruleset.
- Describe the blocking and the non-blocking mode.
- Name for the four different alert types.
- Recall how to define Ruleset Workflow Processes and Maximum Alert Decision Time.
- Recall how to add a rule to a ruleset.
- Recall how to activate a rule.



00:20

Level **Intermediate**Language **EN**[Discover](#)

Payment Controls Rules: Threshold Rule - Single Payment

Learn the single payment rule and how to create it.

Learning objectives:

- Explain what a Single payment rule is.
- Recall how you can filter on currencies.
- List the six different rules.
- Explain what the Single payment rule is.
- Explain the difference between an AND condition and an OR condition.
- Name the user who can create a Single payment rule.
- Recall how to create a payment rule.
- Recall how to fill in the individual single rule fields.
- Describe when to use the Unstruct value.



00:20

Level **Intermediate**

Language **EN**
[Discover](#)

Payment Controls Rules - Amount Aggregation Rule

Learn the amount aggregation rule of Payment Controls and how to create it.

Learning objectives:

- List the six different rules.
- Explain what the Amount aggregation rule is.
- Name the two threshold options.
- Explain the difference between an AND condition and an OR condition.
- Recall how to use the rule.
- Name the user who can create an Amount aggregation rule.
- Recall how to fill in the different rule fields.



00:15

Level **Intermediate**

Language **EN**
[Discover](#)

Payment Controls Rules - Threshold Rule - Message Count

Learn the Message Count rule of Payment Controls and how to configure it.

Learning objectives:

- Define the Message Count rule.
- Name the two types of threshold values defined in the rule.
- Recall how to use the rule.
- Explain the difference between AND condition and OR condition.
- Name the user needed to create a Message Count rule.
- Recall how to create the rule.



00:15

Level **Intermediate**

Language **EN**
[Discover](#)



5

General
Knowledge

Work
with Messages

Deploy and
Manage Solutions

Security and
Audit

Compliance and
Shared Services

Payment Controls Rules - New Scenario Rule

Learn the New Scenario rule of Payment Controls and how to configure it.

Learning objectives:

- Explain the New Scenario rule.
- Name at least three examples of New Scenario.
- Recall how to use the New Scenario rule.
- Explain the difference between AND condition and OR condition.
- Recall how to create the New Scenario rule.



00:15

Level **Intermediate**

Language **EN**

Discover

Payment Controls Rules - Business Calendar Rule **NEW**

Learn the Business Calendar Rule of Payment Controls.

Learning objectives:

- Define what a Business Calendar rule is
- Recall how to set up a Business Calendar rule.
- Explain the advantage of creating two Business Calendar rules for the same period
- Recall how to create a Business Calendar rule
- Define what an override is



00:15

Level **Intermediate**

Language **EN**

Discover

Payment Controls Rules - Account Monitoring Rule **NEW**

Learn the Account Monitoring rule of Payment Controls and how to create it.

Learning objectives:

- Define what the Account Monitoring rule is
- Name the two fields that the Account Monitoring rule screens in the Message
- Name the two operating modes of the Account Monitoring rule
- Recall how to create an Account Monitoring rule



00:15

Level **Intermediate**

Language **EN**

Discover

Contact us

All year long, we add new courses on SWIFTSmart and enhance our training portfolio. If you did not find what you were looking for in this catalogue, then reach out to us!

You are interested in a particular topic? You want to mix one of our trainings with another topic? You want to tailor a specific topic to your specific needs? You need focused practice for your operators?

Contact your [local SWIFT office](#), and we will be happy to plan your own training journey.

To stay on top of the latest news on SWIFT Training, visit our website, register to our Training newsletter, join us on LinkedIn or Twitter, or meet us at any upcoming community event.

We look forward to welcoming you in our learning community!

The SWIFT Training Team

Follow us



www.swift.com



Newsletters



#SWIFTServices



@swiftcommunity



Planetswift



About SWIFT

SWIFT is a global member-owned cooperative and the world's leading provider of secure financial messaging services. We provide our community with a platform for messaging and standards for communicating, and we offer products and services to facilitate access and integration, identification, analysis and financial crime compliance. Our messaging platform, products and services connect more than 11,000 banking and securities organisations, market infrastructures and corporate customers in more than 200 countries and territories, enabling them to communicate securely and exchange standardised financial messages in a reliable way. As their trusted provider, we facilitate global and local financial flows, support trade and commerce all around the world; we relentlessly pursue operational excellence and continually seek ways to lower costs, reduce risks and eliminate operational inefficiencies. Headquartered in Belgium, SWIFT's international governance and oversight reinforces the neutral, global character of its cooperative structure. SWIFT's global office network ensures an active presence in all the major financial centres.

For more information about SWIFT Training, visit www.swift.com/training
For more information about SWIFT, visit www.swift.com