



# RMB Tracker

August 2016

# RMB Tracker – What is it?

## Monthly reporting and statistics on renminbi (RMB) progress towards becoming an international currency.

**Press release**

**20% countries crossing the RMB river**

As volumes continue to rise, 11 countries now use the renminbi for at least 10% of their payments with China. Which are they, and where to focus your next business development effort?

13 August 2012

This month's SWIFT RMB Tracker continues to monitor the steady progress of the RMB as international payments currency and takes a closer look at those countries adding – or not yet – the RMB for their payments with China and Hong Kong.

- In July 2012, the RMB moved up one position to 8th most used payments currency with a market share of 2.4% versus 2.4% in June 2012. As per last month's RMB Tracker, the currency has overtaken the South African Rand, which ranked at 14th, and also gets closer to the Canadian dollar at position #14 with 0.7% market share, one of the countries that had payments with China and Hong Kong in July 2012. 28% of all payments total at least 10% of their payments value is renminbi. On average, 4% of all payments value with China and Hong Kong was in RMB. Strong momentum on the old countries, Singapore and the UK. And also, Canada and Germany show good momentum, whereas Australia by the US, Japan and Australia remains low.

**1. RMB moving up one position to 8th**

The first graph shows the RMB's market share in July 2011 and July 2012 in customer and institutional payments value to immediate neighbours, the South African Rand (ZAR) and the Canadian dollar (CAD), made to rise #10 with 0.6% market share compared to #9 and 0.3% one year ago. It has overtaken the ZAR remaining at 0.44% market share and getting closer to the CAD with 0.7%.

To be part of the top 10 payments currencies, the RMB market share has to reach 1%. The EUR and USD remain the main top payments currencies with 43% and 31% respectively.

**SWIFT RMB Tracker, July 2012**

**RMB x 17**

Value of RMB payments increased 17-fold since October 2010, the most spectacular growth of any major currency.

13 July 2012

This month's SWIFT RMB Tracker takes a look back at the growth of the renminbi for offshore payments since October 2010 when SWIFT began tracking the currency and value of certain messages. Compared to any other top 20 payments currency, RMB had the most spectacular growth and continues its monthly progression.

- Offshore RMB payments grew in value by 17.4 times from October 2010 to June 2012. No other currency has had a steady increase during this period (except payments to/from currencies given by 1.1 times). As a result, RMB jumped from position #10 in October 2010 to #8 in June 2012. One of the most used world payments currencies, RMB is overtaking the South African Rand (ZAR) currency at #10.
- SWIFT also saw a 48% to 56% increase in the number of countries and institutions processing RMB payments from June 2011 to June 2012. Top RMB payments banks increased the number of RMB relationships by 67% in that same period, from an average of 91 to 153 correspondents. Another good indication for growing international adoption.

**1. RMB payments spectacular growth by 17.4 times**

This first graph shows the evolution of payment volumes from October 2010 to June 2012. The RMB has gone spectacularly (mostly driven by institutional payments) as its value grew by 17.4 times compared to its position at 1.1 times for all currencies on average. The only other major currency with a significant increase was the Russian Ruble (RUB), which grew by 3.2 times in that same period.

SWIFT RMB Tracker, July 2012 Page 1

**SWIFT RMB Tracker, June 2012**

**The yuan-yen tango**

Ample opportunity for China and Japan to promote their domestic currencies for bilateral trade settlement

23 June 2012

This month's SWIFT RMB Tracker takes a closer look at payments between China and Japan, following the start of direct trading between their currencies at the end of May. There is plenty of opportunity for the world's second and third largest economies to promote their respective currencies, thus, curbing the liquidity of payments between them to a 3rd currency, namely the US dollar.

- USD is the most used currency between China/Hong Kong and Japan with a share of 62.4% in customer initiated payments in May 2012. JPY comes second with 43.0%, followed by 18% for CNY, 5 North with 1.3%, and EUR in the 10th currency with 1.4%.
- May 2012 was a good month for RMB payments overall, with a growth of 10.2% in value versus April 2012. Payments across all currencies grew by 12.1%, meaning its market share is 0.47% (vs 0.4% in April 2012). RMB is still world payments currency #10.

**1. USD is still the most used currency between China/Hong Kong and Japan**

Our first graph shows that the USD dollar is the most used currency between China/Hong Kong and Japan for customer initiated payments in May 2012, with a share of 62.4%. The second most used currency is the yen with 43.0%. From Japan's perspective, the yen is used in 54.5% of exports to China/Hong Kong payments received by Japan, and 25.0% for imports/payments sent to Japan. Overall, RMB was only used in 1.3% of customer initiated payments between China/Hong Kong and Japan.

SWIFT RMB Tracker, June 2012 Page 1

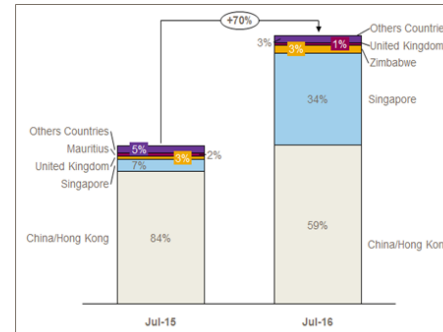


# August RMB Tracker:

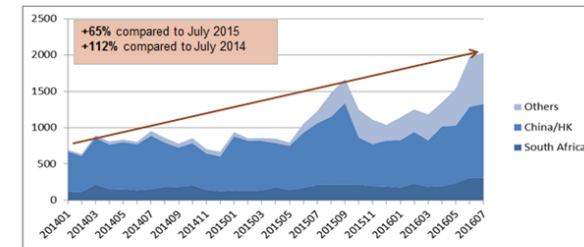
- SWIFT's RMB Tracker shows that RMB usage across South Africa more than doubled in volumes over the past two years
- SWIFT data shows that Renminbi (RMB) usage in payments in South Africa increased by 65% over the last 12 months and by 112% in the last two years, moving the country from position #30 in July 2014, to #24 in July 2016.
- In addition, nearly 40% of RMB payments by South African institutions have been offshore payments exchanged with countries other than China and Hong Kong, compared to 16% in July 2015.
- South Africa has experienced a major shift in RMB growth over the last two years, strengthening the country's trade relations with China and Hong Kong. The establishment of an RMB clearing centre in South Africa in July 2015, as well as Singapore's increased use of the RMB for payments with South Africa, have been a catalyst for RMB growth in the region.
- In July 2016, the RMB bounced back to its position as the fifth most active currency for global payments by value with a share of 1.90%, a slight increase from 1.72% in June 2016. Overall RMB payments value decreased by 0.68% compared to June 2016, whilst in general all payments currencies decreased by 10.08%.

**RMB continues to penetrate the South African market**

**RMB Share of Payments by volume**  
Payments sent and received by volume by South Africa, excluding domestic traffic



**Evolution of number of RMB payments with South Africa**  
RMB payments sent and received by volumes, including domestic and international traffic

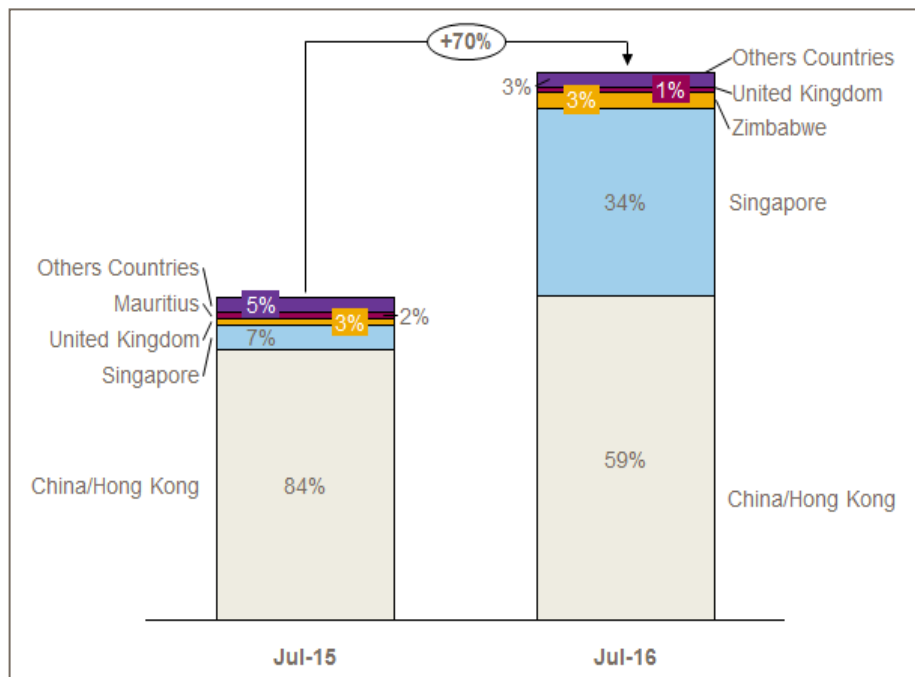


Source: SWIFT Watch

# RMB continues to penetrate the South African market

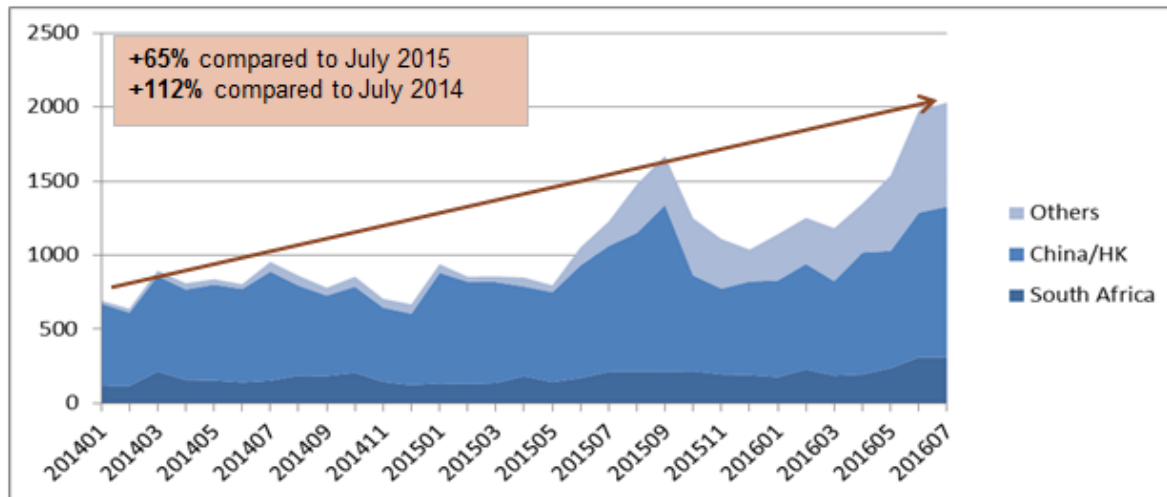
## RMB Share of Payments by volume

Payments sent and received *by volume* by South Africa, excluding domestic traffic



## Evolution of number of RMB payments with South Africa

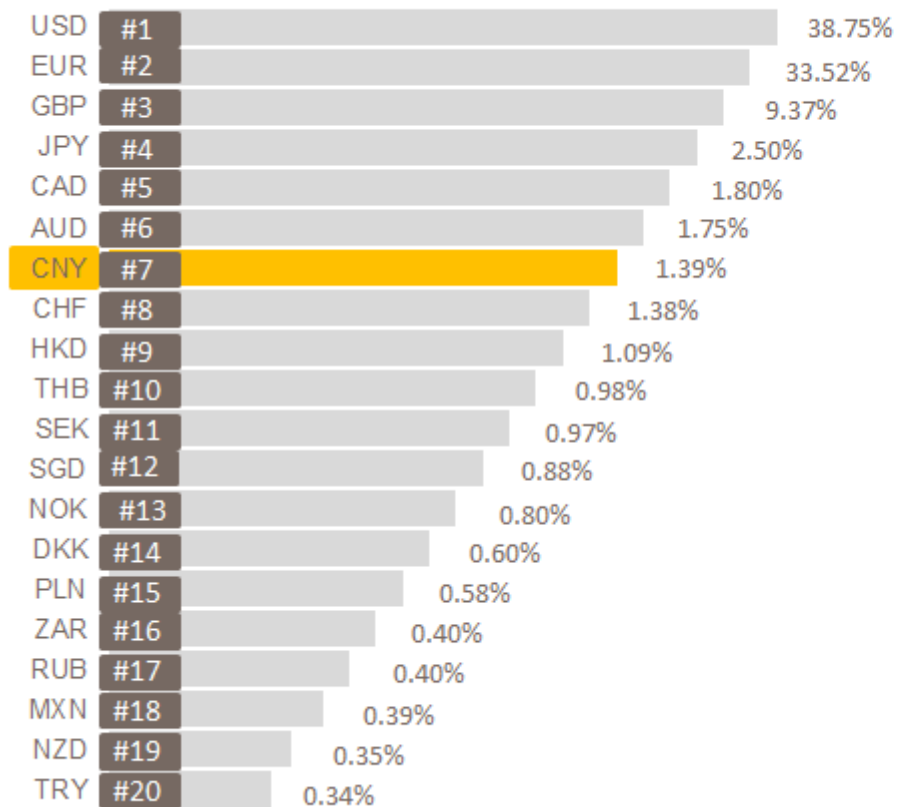
RMB payments sent and received *by volumes*, including domestic and international traffic



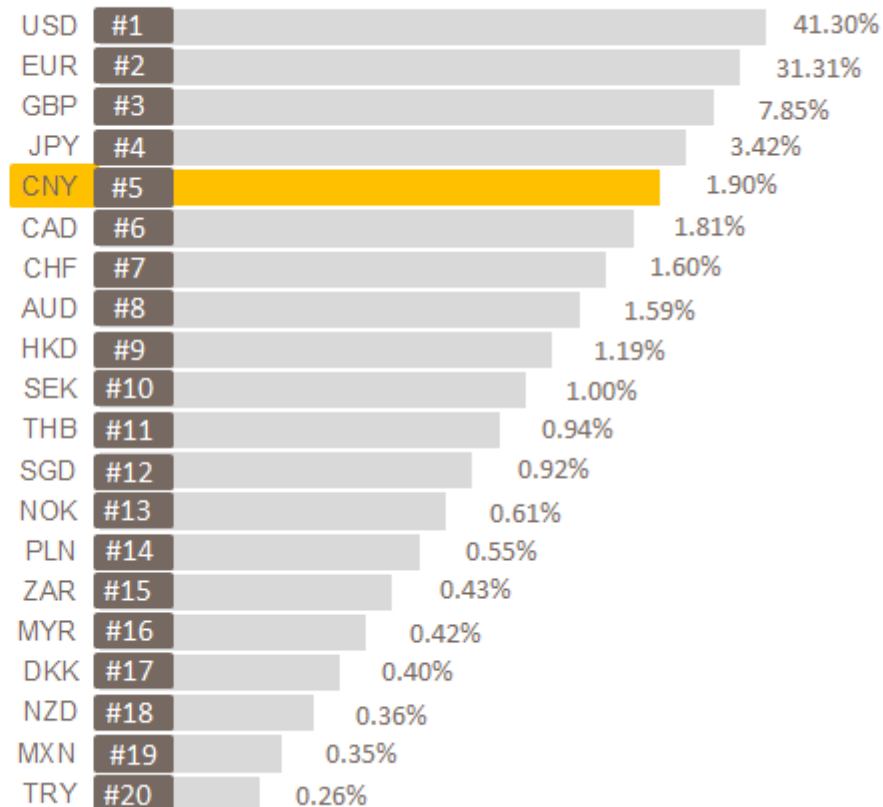
# RMB's share as an international payments currency

Customer initiated and institutional payments. Messages exchanged on SWIFT. Based on value.

January 2014

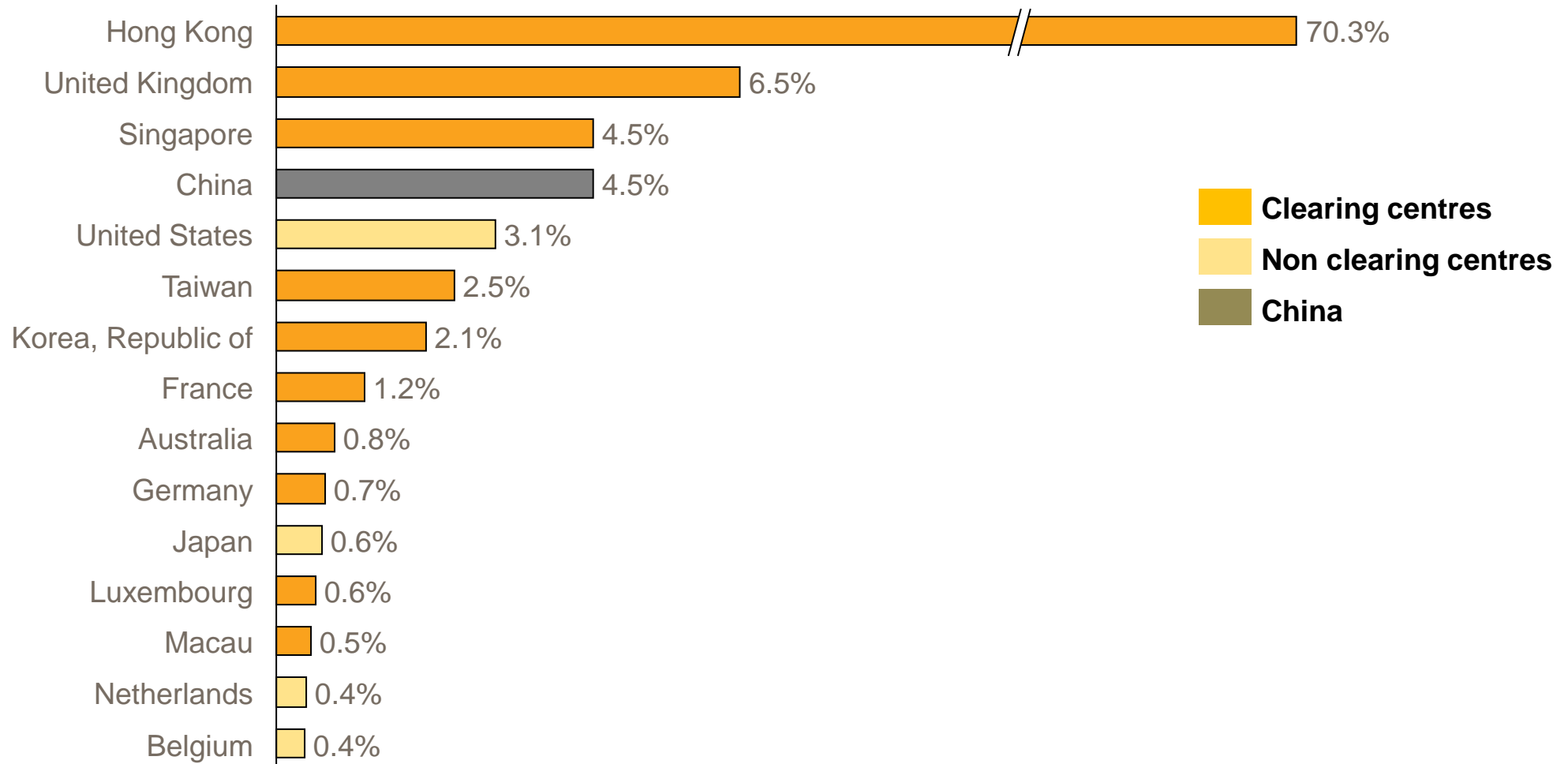


July 2016



# Top 15 RMB economies by weight – July 2016

Customer initiated and institutional payments. Inbound + Outbound traffic. Based on value.

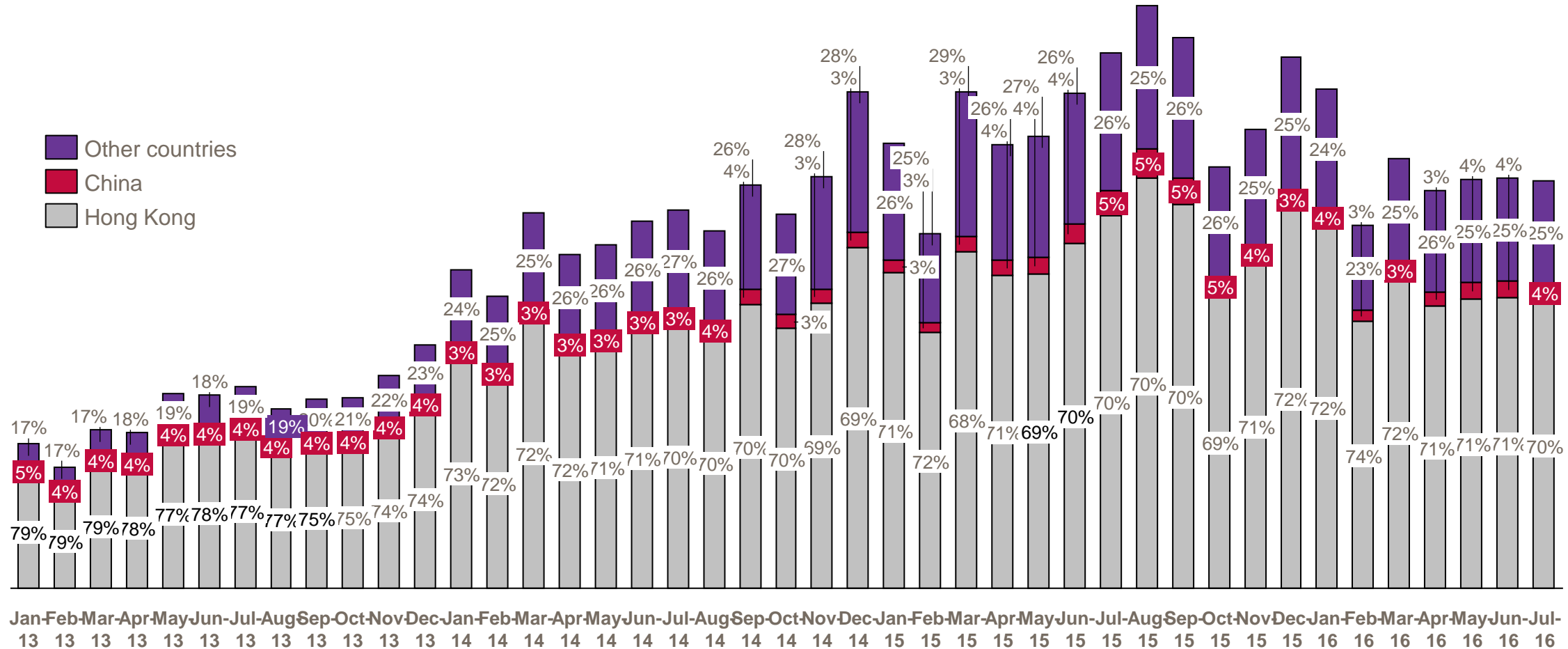


Source: SWIFT Watch

# RMB payments evolution

Customer initiated and institutional payments. Messages exchanged on SWIFT. Based on value.

- Other countries
- China
- Hong Kong



# Want to know more?

SWIFT enables **YOU** to gain unique insights at any time on the RMB progresses in becoming an international currency:

- Market intelligence
- Your financial institution activity
- Your activity share and/or peer benchmark

## Key resources for more information:

- [RMB Package](#)
- [Business Intelligence solutions](#)

**Linked in** [Business Intelligence Transaction Banking](#)

**twitter**

#SWIFTBI







[www.swift.com](http://www.swift.com)