

Turning SWIFT data into actionable business insights for financial institutions, corporates and market infrastructure providers.

Discover our portfolio of unique and powerful data analysis, market intelligence and decision support tools for the financial industry.

Tailored analysis to meet your needs

SWIFT offers an extensive range of Business Intelligence (BI) solutions, which draw upon unique and neutral SWIFT messaging data. We have developed a complete suite of products and services including analytics, insights, tailor-made consultancy and economic indicators. These easy to use and intuitive solutions provide insights that your business teams can immediately act upon across multiple market segments and geographies. These will help you make the best decisions for your business and support the industry's evolving requirements for timely and transparent market information.

www.swift.com/BI

BI for SWIFT gpi

Watch Traffic

Watch for Banking

Watch for Securities

SWIFT Scope

BI Services

SWIFT Economics

A portfolio of BI products and services to support your SWIFT gpi business

Business Intelligence for SWIFT gpi

Our SWIFT global payments initiative (gpi) is designed to improve the customer experience in cross-border payments. SWIFT gpi focuses on business-to-business payments. Designed to help financial institutions grow their international business, improve supplier relationships, and achieve greater treasury efficiencies, the service enables corporates to experience an enhanced payments service directly from their banks.

The Business Intelligence portfolio is growing to support this initiative via enriched Watch features, new gpi Observer Insights and Analytics, as well as BI Services. SWIFT BI solutions can bring insights on your activity share by corridor, traffic and value, support your gpi business case, guide your decision-making and steer your strategy towards gpi commercialisation.

gpi Observer Insights

The Observer Insights is a business intelligence dashboard showing gpi members' compliance with the gpi business rules in terms of speed (same day use of funds), traceability (end-to-end tracking), deducts (transparency of fees) and unaltered transfer of remittance information.

All gpi members will have a global view of other gpi members' adherence to the gCCT rulebook. This will allow gpi banks to quickly pinpoint potential areas for improvement and work collaboratively towards a better implementation of the rulebook.

gpi Observer Analytics





Beyond the business insights currently offered by gpi Observer Insights, gpi Observer Analytics provides gpi members with even more detailed insights on both their gpi traffic flows and the gpi community's.

The analysis the service provides allows financial institutions to better understand the current itinerary and speed of their end-to-end payments, optimise payment routes and fine-tune Service Level Agreements (SLAs) with correspondent banks. This can help reduce costs and increase speed of payments. Financial Institutions are also able to monitor gpi payments at county, country corridor, currency and correspondent levels, meaning they can see their activity share, view gpi market practices and ultimately identify new business opportunities.

BI Services

BI is part of the value added services around the SWIFT gpi initiative. It is a key enabler and can support any customer during its gpi journey from Project Initialisation (strategic decisions on where to start: hubs, country corridors and currencies), then roll-out (daily and/or monthly view on the gpi adoption) and Business Development (market penetration and benchmarking against peers).

Find out more about what the SWIFT BI portfolio can do for you!

-  SWIFT Business Intelligence for Transaction Banking
-  @SWIFTCommunity #SWIFTBI
-  www.swift.com/BI
-  Watch@swift.com or gpi.observer@swift.com

© SWIFT 2018
57382 - September 2018



Business Intelligence

Benefits

Gain new and unique insights on gpi traffic flows

Get the support you need with your gpi business case

Prioritise implementation strategy and on-boarding

Act upon fact-based decision-making

Monitor your gpi adoption rate



SWIFT's Business Intelligence tools provide us with valuable insights and help us in identifying business opportunities and trends in different markets.

Anurag Bajaj
Managing Director, Head of Sales, Banks, Transaction Banking, Standard Chartered



We took advantage of the valuable insights provided by 'BI for gpi' to increase gpi awareness within our organisation using measurable data to build a concrete action plan during the implementation and roll out phases.

Stéphanie Rodríguez Aniórté
Head of Product, Global IFI GTB, Santander



SWIFT's Watch Banking Analytics product is an extremely valuable tool, and we're very pleased that we have access to this information that we didn't have before.

Gregory Vincent
Head of FX Payments (EMEA), INTL FCStone



Act faster, perform better. Business Intelligence that gives you the edge.

Watch Traffic

Comprehensive and dynamic analysis of global financial message volumes sent and received over SWIFT to understand market trends and benchmark against your peers. Discover your activity share and operational performance through message volumes, message costs and billing data.

Watch Traffic Analytics

Dynamic online analysis and reporting of your total group-wide SWIFT message volumes, providing a clear picture of your markets, activities and operational effectiveness.

Watch Message Cost Analytics

Delivers greater transparency on your message costs and provides a consolidated view of your billed SWIFT messages and the tools to analyse the detail of group-wide messaging costs.

Watch Billing Analytics

Provides your current and historic SWIFT invoicing data in one comprehensive global view, and the tools to analyse and drill into the detail to help with budgeting and cost allocation.

These solutions all include the [gpi flag](#) and [list of gpi agents](#).

Watch for Banking

Unique analysis and insights into your correspondent banking business through volume, value and currency analysis of your financial messages sent and received over SWIFT. Compare and monitor your performance against the market with analytics, business visuals and pre-defined dashboards focusing on payments, trade finance and foreign exchange.

Watch Banking Analytics

Provides direct access to your groupwide SWIFT payments, trade finance and foreign exchange messages, and powerful analysis tools to fully understand your correspondent activity.

Watch Banking Analytics Premium

A unique solution that delivers even more granular business insight on payments and trade finance messages, as well as the option of tracking and ranking your activities over time.

Watch Banking Insights

Interactive and pre-defined dashboards providing you with immediate insights into your cash and payments, trade finance and network management performance, to help manage your business.

These solutions all include the [gpi flag](#) and [list of gpi agents](#).

Watch for Securities

Dynamic analysis of domestic and cross-border securities message flows. Analytics, business visuals and predefined dashboards, focusing on settlement and reconciliation, and corporate actions business lines, help you make sharper and better-informed strategic business decisions.

Watch Securities Analytics

Provides unique and consolidated analysis of securities settlement and asset servicing messages sent and received over SWIFT. Tracks and benchmarks market activity, operational performance and readiness for regulatory changes.

Watch Securities Insights

Pre-defined dashboards providing interactive views of your securities message traffic over SWIFT. Tracks and benchmarks market activity, operational performance and readiness for regulatory changes.

These solutions all include the [gpi flag](#) and [list of gpi agents](#).

SWIFT Scope

An end-to-end solution deployed on your premises, covering a wide spectrum of data collection, storage and visualisation. Select the mix of services that best suit your business needs, from analysis of historical payments data to dynamic monitoring of liquidity movements.

SWIFT Scope for Central Banks

Comprehensive information and coverage of transaction flows, which can provide insights. This intelligence financial system behaviour and support regulatory reporting. Secure, automatic and real-time analysis of your country cross-border SWIFT and non-SWIFT transactions.

SWIFT Scope for Intraday Liquidity Reporting

Enables intraday liquidity monitoring and reporting by feeding your liquidity reporting database with SWIFT intraday flows, and supports liquidity analytics in a clear and graphical way, providing support for more informed reporting.

These solutions all include the [gpi flag](#) and [list of gpi agents](#).

BI Services

Consulting, support and training that provides objective measures for business plans, insights on market evolution and a view on your market position. Benefit from fact-based information to identify where you have a competitive advantage or where there are business opportunities. Our experts help your business teams with tailor-made reports and competitive information.

Peer benchmarking

Analysis leveraging SWIFT's unique data giving you crucial competitive and strategic insights. This intelligence can be used to optimise your business by providing a clear picture of the evolution of your direct competitors' activity share and your overall position in the market. These are tailored solutions covering your Payments, Trade Finance or FX business.

Strategic market analysis

Provides in-depth business insights gained through the extraction of new payload fields to help with your decision-making process and improve or adapt your product and market strategy, better monitor performance, assess risk exposure and control costs.

Also benefit from our [RMA Analysis](#) to better understand, manage and mitigate operational and compliance risks.

Performance reporting

Customised and easy to consume reports providing you with a groupwide view of your operations, insights about market penetration, activity share and total market size. These help you measure your performance by geography, currency or product.

These solutions all include the [gpi flag](#) and [list of gpi agents](#).

SWIFT Economics

A portfolio of data analysis and economic indicators to support decision-making for investors, analysts, economists, strategists and policy makers. Our suite of data-led market analysis is carefully designed to keep you informed and up-to-date on key business areas and the evolution of market trends.

RMB Tracker

Monthly reporting and analysis for financial institutions on the development of Renminbi (RMB) as an international currency. The RMB Tracker uses neutral aggregated message data allowing you to see how your business is affected and where should you target resources.

RMB Market Insights

Quarterly reporting, based on aggregated SWIFT message flows, provides a deeper level of analysis on the development of the RMB as an international currency. This brings you value-added insights to help you identify new business opportunities, understand your activity share and drive business decisions.

SWIFT Index

Updated monthly, this offers an early, leading indicator of short term GDP forecasting based on global SWIFT payments data. By helping you react quickly to economic changes, it can support your decision-making and assist strategic planning.

These solutions all include the [gpi flag](#) and [list of gpi agents](#).

Benefits
<ul style="list-style-type: none">– Market trends and operational analysis of your traffic flows– Efficiency and quality gains– Drill down into messaging costs to cross charge more effectively– Monitor your gpi adoption

Benefits
<ul style="list-style-type: none">– Analysis of your own entities and correspondent banking flows– Insights into your activity share and peer benchmarking– In-depth insights on new market opportunities and areas requiring focus– Analyse your potential gpi reach and impact of new gpi services, such as gCOV and gFIT on your operations

Benefits
<ul style="list-style-type: none">– Consolidation of all your securities flows in a single central location– Business visuals for faster decision-making– Insights into your activity share and peer benchmarking

Benefits
<ul style="list-style-type: none">– Analysis of transaction-level information– On-premise storage for maximum control of private data– Visual dashboards and reports customised to your business needs

Benefits
<ul style="list-style-type: none">– Additional message fields or segmentation– Peer comparison and benchmarking– Access business experts to drive bespoke engagements

Benefits
<ul style="list-style-type: none">– Easy access to neutral and unique market data– Analysis of your position compared to the market– Identify new business opportunities and gaps