



# Corporate to Bank segment

*Update: 4Q 2009*

January 2010

# Table of contents

- Corporate take-up
- Ramp-up of access models
- Traffic figures



# Table of contents

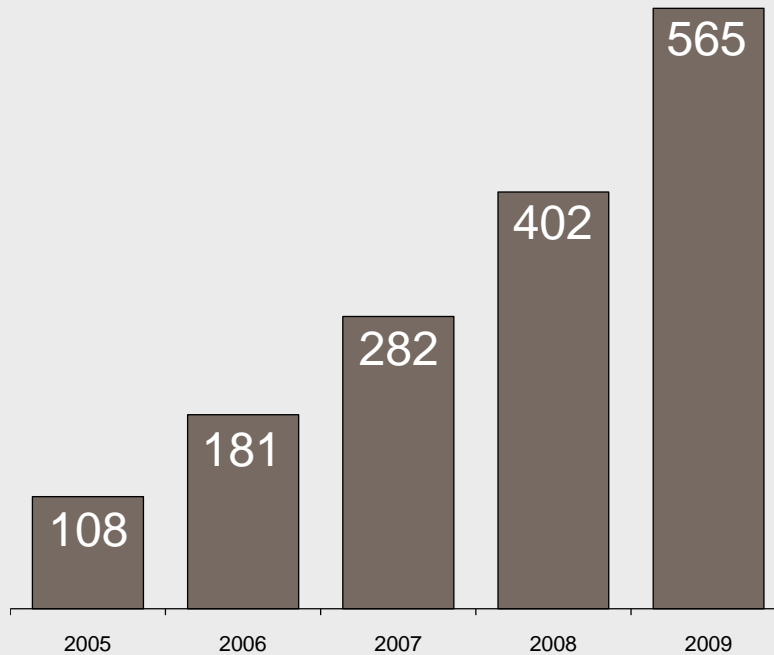
- Corporate take-up
- Ramp-up of access models
- Traffic figures



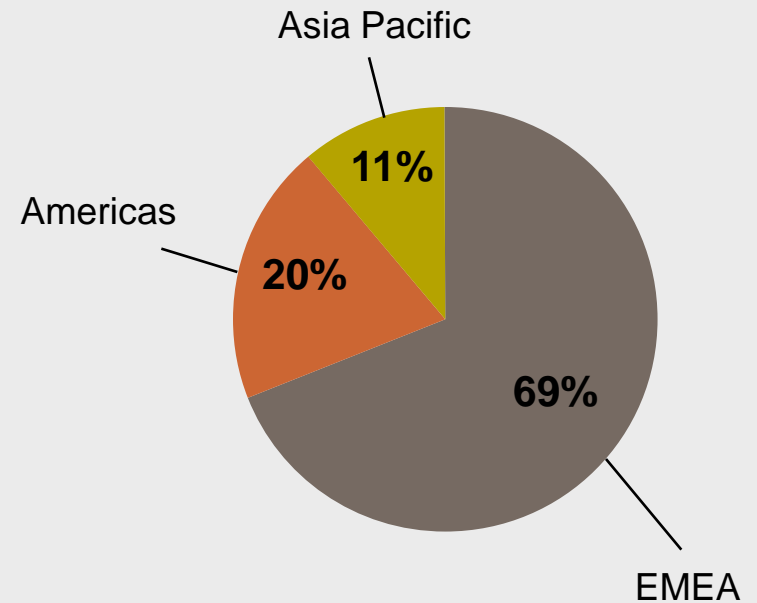
# Corporates on SWIFT

## Where do we stand today ?

# registered corporate entities



Geographical split



# 56 corporate entities joined in Q4 2009\* (1/4)

## Name

---

## Industry Sector\*\*

---

COVIDIEN AG	Health Care equipment and Services
WORLD VISION INTERNATIONAL	Governmental organizations
ATOS WORLDLINE	General Financial Services
JOHNSON MATTHEY PLC	General Financial Services
METSA GROUP FINANCIAL SERVICES	General Financial Services
ETS J SOUFFLET	Food Producers
OLD MUTUAL	General Financial Services
VALE S.A.	Mining
ROINCO ENTERPRISES LIMITED	General Financial Services
NATIONAL GRID PLC	Gas, Water and Multiutilities
VISA INC.	General Financial Services
888 HOLDINGS PLC	Leisure Goods
GLAXOSMITHKLINE FINANCE PLC	Pharmaceuticals & Biotechnology
PONTEGADEA INVERSIONES, S.L.	General Financial Services



(\*) 9 corporates de-registered in 4Q2009, due to M&A or reorganisation activities

(\*\*) Using the Industry Classification Benchmark (ICB)

# 56 corporate entities joined in Q4 2009\* (2/4)

## Name

## Industry Sector\*\*

BONNA SABLA SA

Construction and Materials

SYLVE INVEST

Industrial Engineering

HUAWEI TECHNOLOGIES CO., LTD

Technology Hardware & Equipment

KING ABDULLAH PETROLEUM STUDIES

Oil Equipment, Services & Distribution

JOANNOU AND PARASKEVAIDES

Construction and Materials

SONEPAR SA

Electronic and Electrical Equipment

WESFARMERS LIMITED

Mining

MEDIA SATURN FRANCE

Household Goods

CURRENCY SOLUTIONS LTD

General Financial Services

COECLERICI S.P.A.

Industrial Transportation

ART ET TECHNIQUES DU PROGRES

Household Goods

GROUPE HENNER

Nonlife insurance

S.W.I.F.T. HEADQUARTERS

Software and Computer Services

SOLEIL CAPITALE CORPORATION

General Financial Services



(\*) 9 corporates de-registered in 4Q2009, due to M&A or reorganisation activities

(\*\*) Using the Industry Classification Benchmark (ICB)

# 56 corporate entities joined in Q4 2009\* (3/4)

## Name

## Industry Sector\*\*

ZAIN BAHRAIN B.S.C CLOSED	Mobile Telecommunications
IBEROSTAR HOTELES Y APARTAMENTOS	Travel & Leisure
SUCCESS BULLION USA	General Financial Services
BOC FINANCE (IRELAND) LIMITED	General Financial Services
INEOS HOLDINGS LIMITED	Chemicals
GLOBALIA CORPORACION EMPRESARIAL	Travel & Leisure
BIOMERIEUX	Pharmaceuticals & Biotechnology
SONY GLOBAL SOLUTIONS INC.	Electronic and Electrical Equipment
RESEAU DE TRANSPORT D'ELECTRICITE	Electricity
GXS, INC.	General Financial Services
CADBURY HOLDINGS LTD	Food Producers
COMPANHIA PROVIDENCIA INDUSTRIA	General Industrials
GOLD CORPORATION	Industrial Metals
SOL MELIA, S.A.	Travel & Leisure



(\*) 9 corporates de-registered in 4Q2009, due to M&A or reorganisation activities

(\*\*) Using the Industry Classification Benchmark (ICB)

# 56 corporate entities joined in Q4 2009\* (4/4)

## Name

---

## Industry Sector\*\*

---

TIETO OYJ	Software and Computer Services
DURO FELGUERA, S.A.	Oil Equipment, Services & Distribution
HOTELBEDS SPAIN, S.L.U.	Travel & Leisure
ACCESSTAGE TECNOLOGIA LTDA	Software and Computer Services
ALTICOR INC	General Industrials
GENERALI DEUTSCHLAND SERVICES GMBH	General Financial Services
FLUIDRA, S.A.	Industrial Engineering
INDUSTRIA DISENO TEXTIL, S.A.	Personal Goods
BELLIN GMBH FINANZDIENSTE	General Financial Services
URALITA, S.A.	Construction and Materials
LG DISPLAY	Electronic and Electrical Equipment
PETROLEO BRASILEIRO S.A.-PETROBRAS	Oil & Gas Producers
DIRECT TECHNOLOGY	Software and Computer Services
MIELE UND CIE. KG	Household Goods

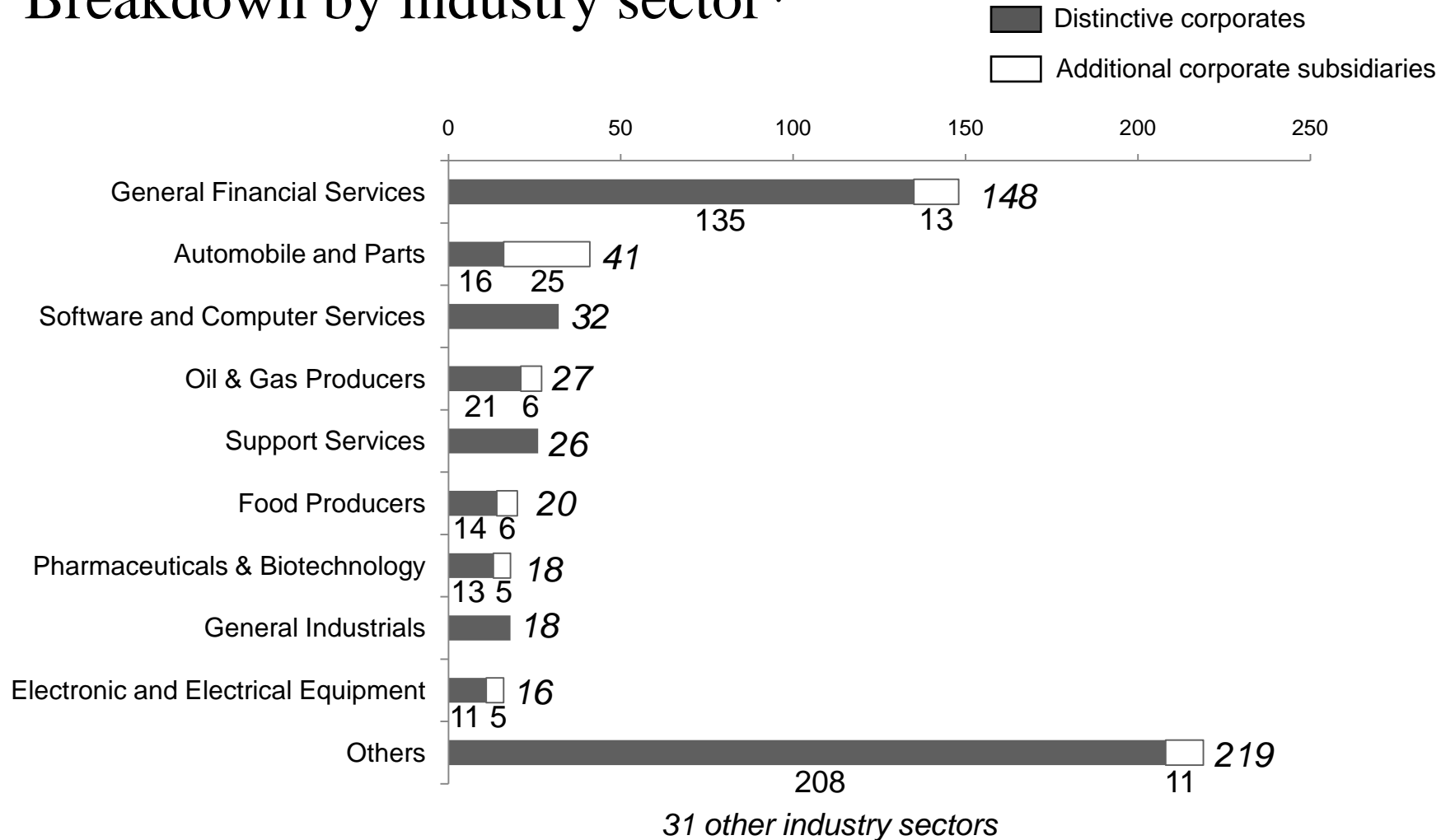


(\*) 9 corporates de-registered in 4Q2009, due to M&A or reorganisation activities

(\*\*) Using the Industry Classification Benchmark (ICB)

# Corporates on SWIFT

## Breakdown by industry sector\*



(\*) Using the Industry Classification Benchmark (ICB)

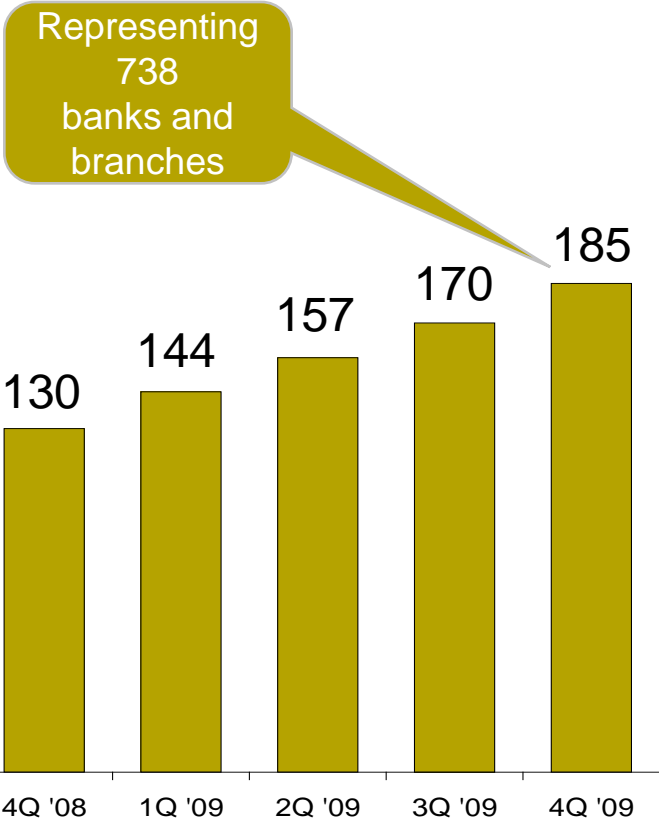
# Table of contents

- Corporate take-up
- Ramp-up of access models
- Traffic figures

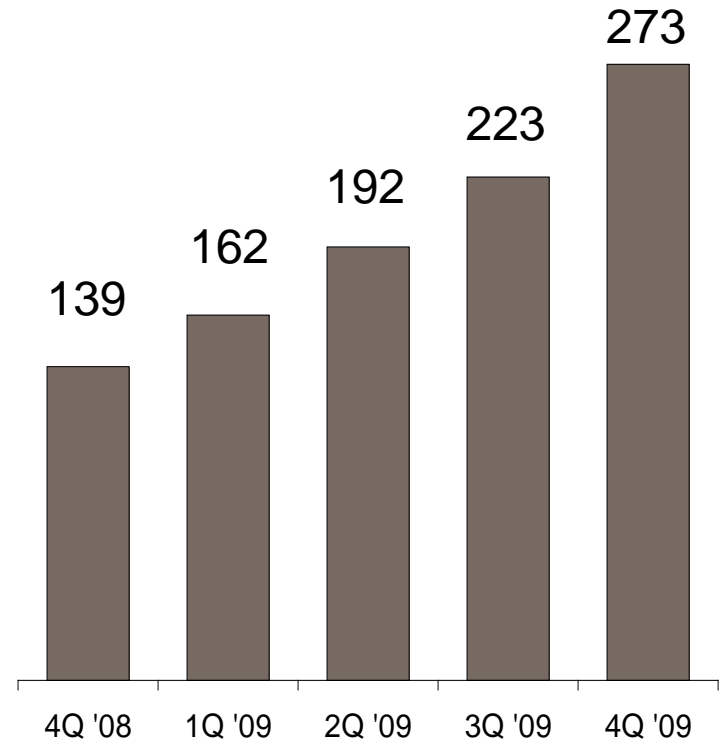


# SCORE ramping up

## # Banking Groups

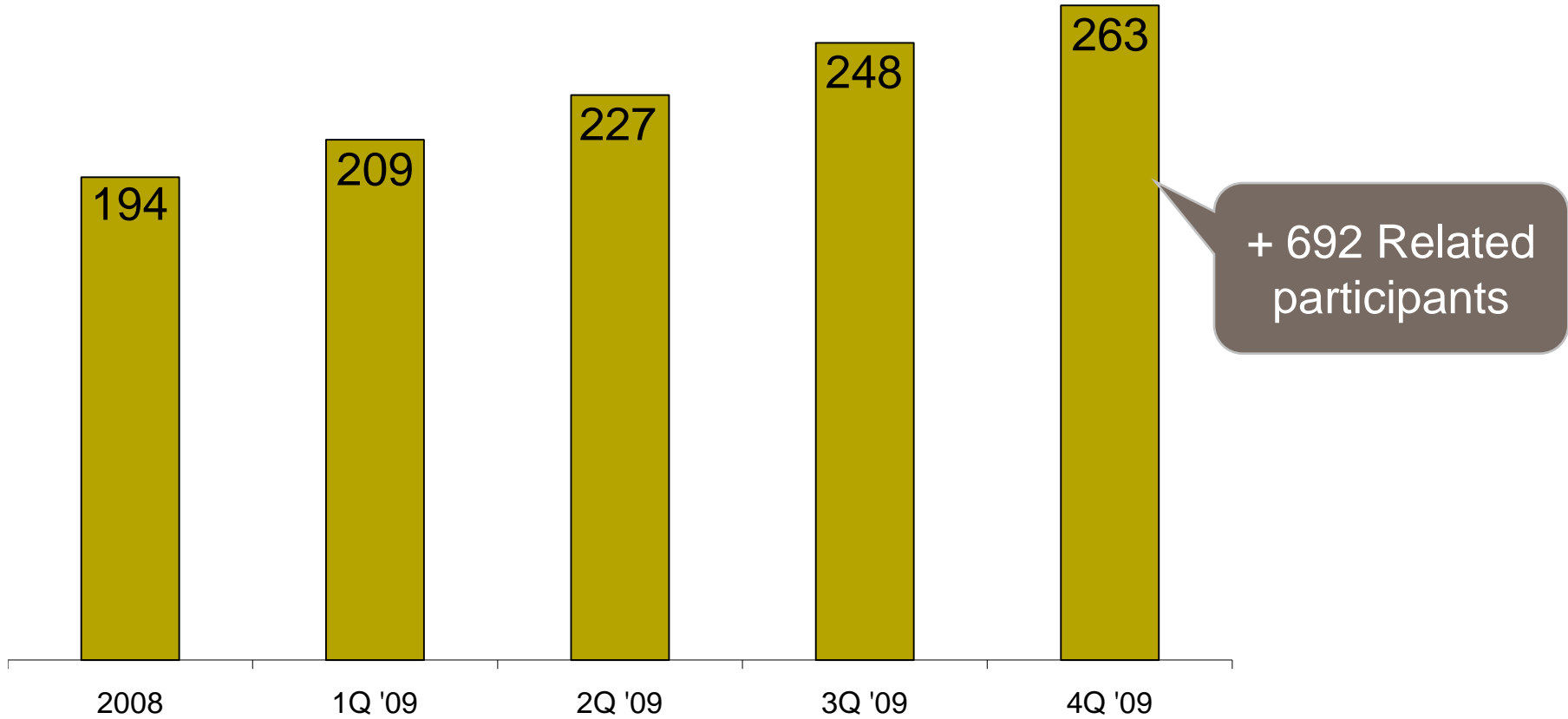


## # Corporates



# MA-CUGs continue to expand

# MA-CUG providers for corporates



# Table of contents

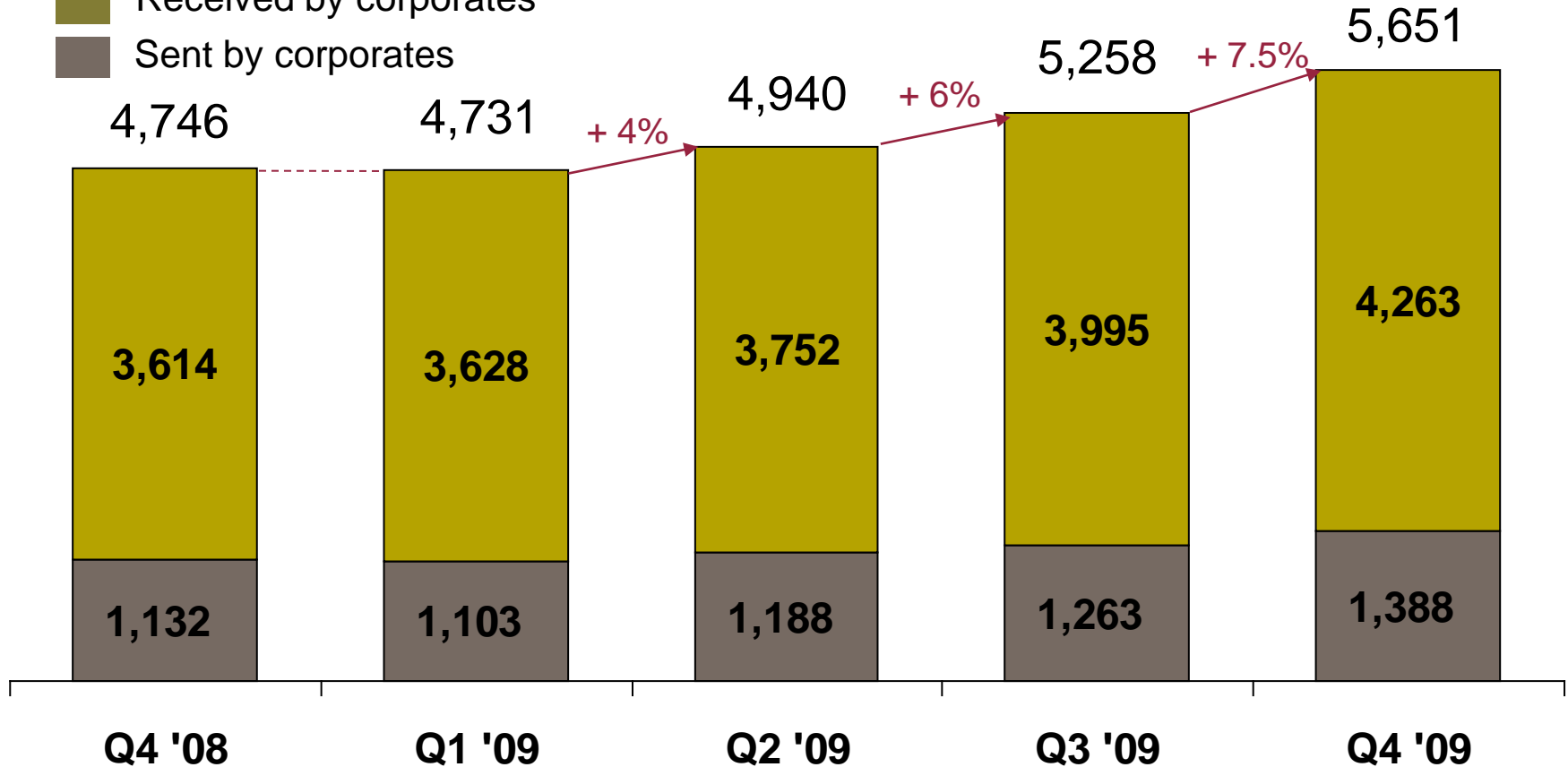
- Corporate take-up
- Ramp-up of access models
- **Traffic figures**



# FIN traffic: Annual growth 19%

Total FIN traffic exchanged by corporates (TRCO, MA-CUG, SCORE)  
# 000 messages

- Received by corporates
- Sent by corporates



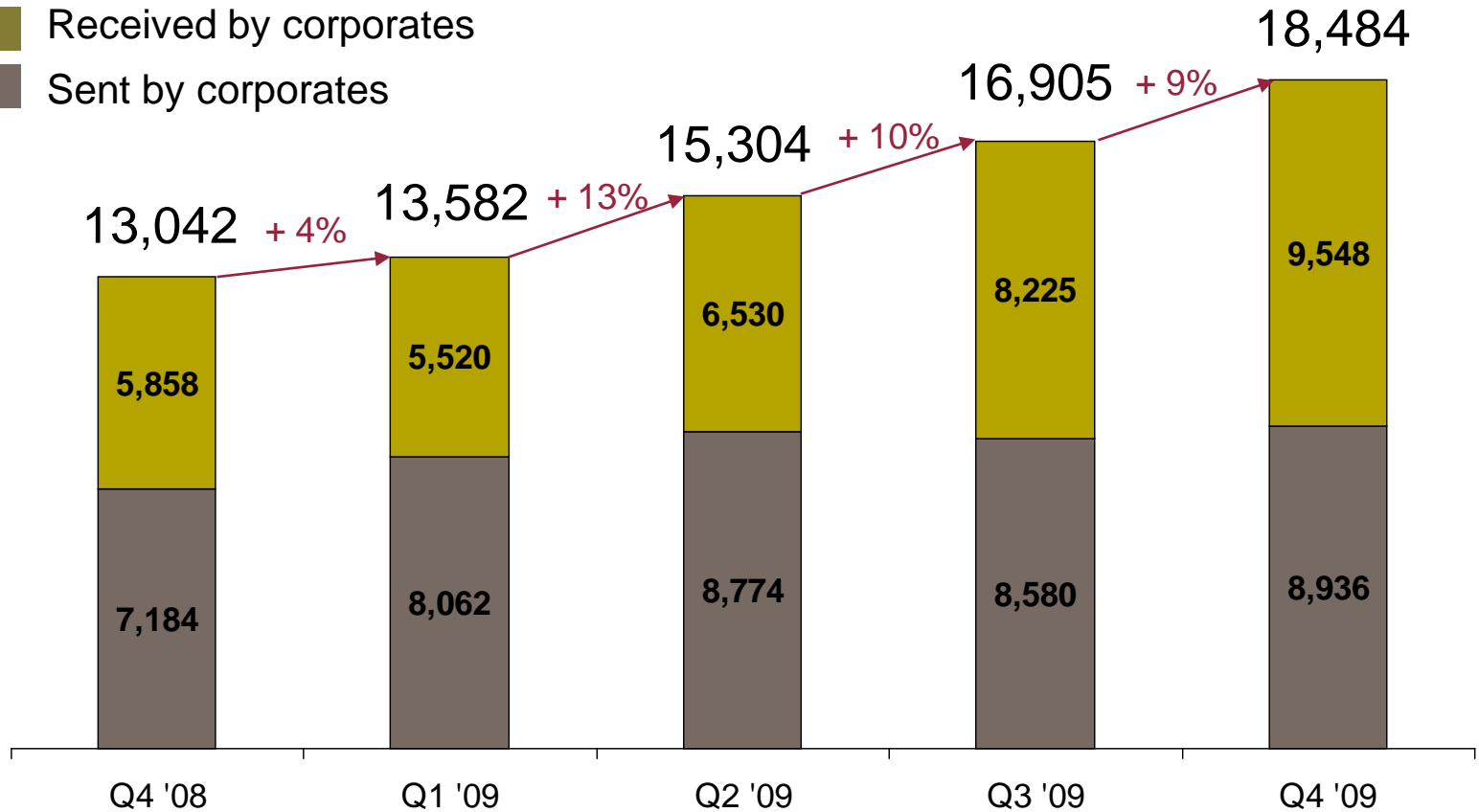
Annual growth (Q4 '09 vs. Q4 '08): 19%



# FileAct: Annual growth 42%

# Mbytes exchanged over FileAct (live and pilot)

- Received by corporates
- Sent by corporates



Annual growth (Q4 '09 vs. Q4 '08): 42%

