



Corporate to Bank segment

Update: 3Q 2009

October 2009

Table of contents

- Corporate take-up
- Ramp-up of access models
- Traffic figures



Table of contents

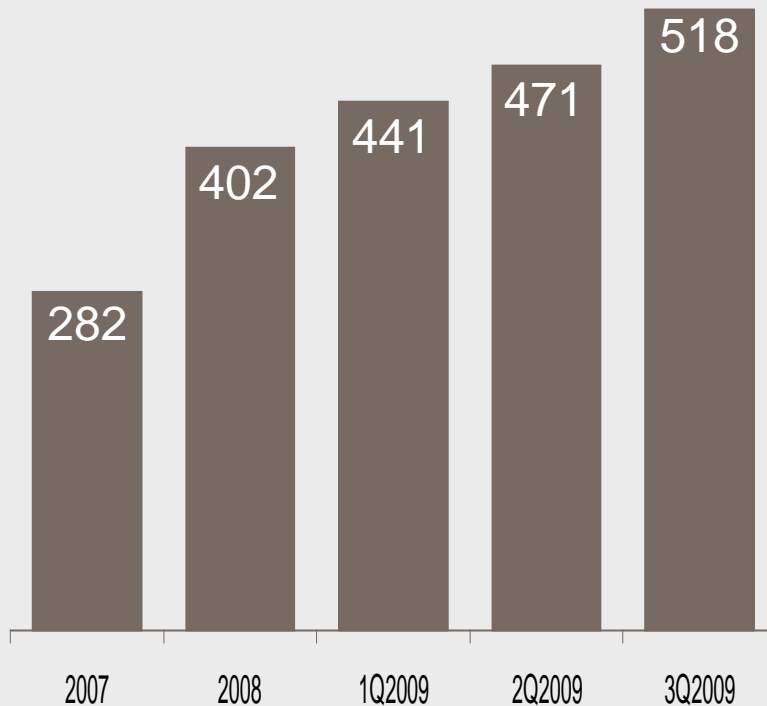
- Corporate take-up
- Ramp-up of access models
- Traffic figures



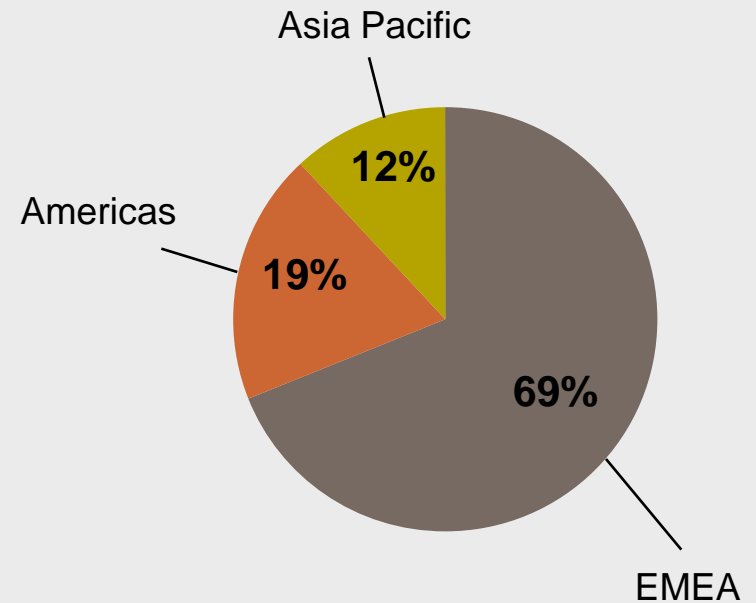
Corporates on SWIFT

Where do we stand today ?

registered corporate entities



Geographical split



51 corporate entities joined in Q3 2009* (1/4)

<u>Name</u>	<u>Industry Sector**</u>
CONSTELLATION ENERGY GROUP, INC.	Gas, Water and Multiutilities
YOOX SPA	Personal Goods
TASWEEQ	Oil Equipment, Services & Distribution
ITTIHAD INTERNATIONAL INVESTMENT	General Industrials
D.I.M.O. GESTION	Software and Computer Services
ECOPETROL S.A.	Oil & Gas Producers
CANALI IRELAND LTD	Personal Goods
FREEWORLD CAPITAL HOLDINGS	Support Services
AVISTA WIRE AND CLEARING LIMITED	General Financial Services
ARTECHE LANTEGI ELKARTEA S.A.	Electronic and Electrical Equipment
MALAYSIAN INTERNATIONAL TRADING	Support Services
THE ARAB CONTRACTORS	Construction and Materials
SYNGENTA CROP PROTECTION AG	Chemicals



(*) 4 corporates de-registered in 3Q2009, due to M&A, reorganisation activities

(**) Using the Industry Classification Benchmark (ICB)

51 corporate entities joined in Q3 2009* (2/4)

<u>Name</u>	<u>Industry Sector**</u>
POLSKIE GORNICTWO NAFTOWE I	Oil & Gas Producers
TUTUKA SOFTWARE	Software and Computer Services
SMALL WORLD FINANCIAL SERVICES	General Financial Services
AMB PROPERTY, L.P.	Real estate
CISCO SYSTEMS INC	Technology Hardware & Equipment
THF MANAGEMENT (MONACO) S.A.M.	Real estate
AKZO NOBEL N.V.	Chemicals
AXLETREE SOLUTIONS INC.	General Financial Services
TRANSDEV	Travel & Leisure
AGILENT TECHNOLOGIES, INC	Electronic and Electrical Equipment
OXBOW CARBON LLC	Oil Equipment, Services & Distribution
ALCON PHARMACEUTICALS LIMITED	Pharmaceuticals & Biotechnology
ALPARI (US) LLC	General Financial Services



(*) 4 corporates de-registered in 3Q2009, due to M&A, reorganisation activities

(**) Using the Industry Classification Benchmark (ICB)

51 corporate entities joined in Q3 2009* (3/4)

<u>Name</u>	<u>Industry Sector**</u>
DOS GMBH	General Financial Services
CHANTELLE SA	Personal Goods
STARBUCKS CORPORATION	food & drug retailers
ACCENTURE	General Financial Services
CURRENCIES DIRECT LTD	General Financial Services
GRUPO TELEVISA, S.A.B.	media
NEOPOST SA	Household Goods
RASGAS COMPANY LIMITED	Oil & Gas Producers
COMMONWEALTH FOREIGN EXCHANGE	General Financial Services
AL ZAMAN EXCHANGE W.L.L	General Financial Services
PAYONE GMBH AND CO. KG	General Financial Services
COOPER US INC	Electronic and Electrical Equipment
MALAYSIA LNG SDN BHD	Oil Equipment, Services & Distribution



(*) 4 corporates de-registered in 3Q2009, due to M&A, reorganisation activities

(**) Using the Industry Classification Benchmark (ICB)

51 corporate entities joined in Q3 2009* (4/4)

<u>Name</u>	<u>Industry Sector**</u>
FUNDTECH CORPORATION	General Financial Services
TUEV SUED AG	Support Services
APX ENVIRONMENTAL MARKETS, INC.	Support Services
ETIHAD AIRWAYS	Travel & Leisure
MMC INTERNATIONAL TREASURY CENTRE	General Financial Services
BANNOCKBURN SECURITIES, LLC	General Financial Services
A3M	Technology Hardware & Equipment
DELL USA LP	Technology Hardware & Equipment
CGGVERITAS SERVICES HOLDING B.V.	Oil Equipment, Services & Distribution
NTT DATA GETRONICS CORPORATION	Software and Computer Services
GLOBALMEDIAPRO LIMITED	media
GIE AXA FRANCE	Insurance



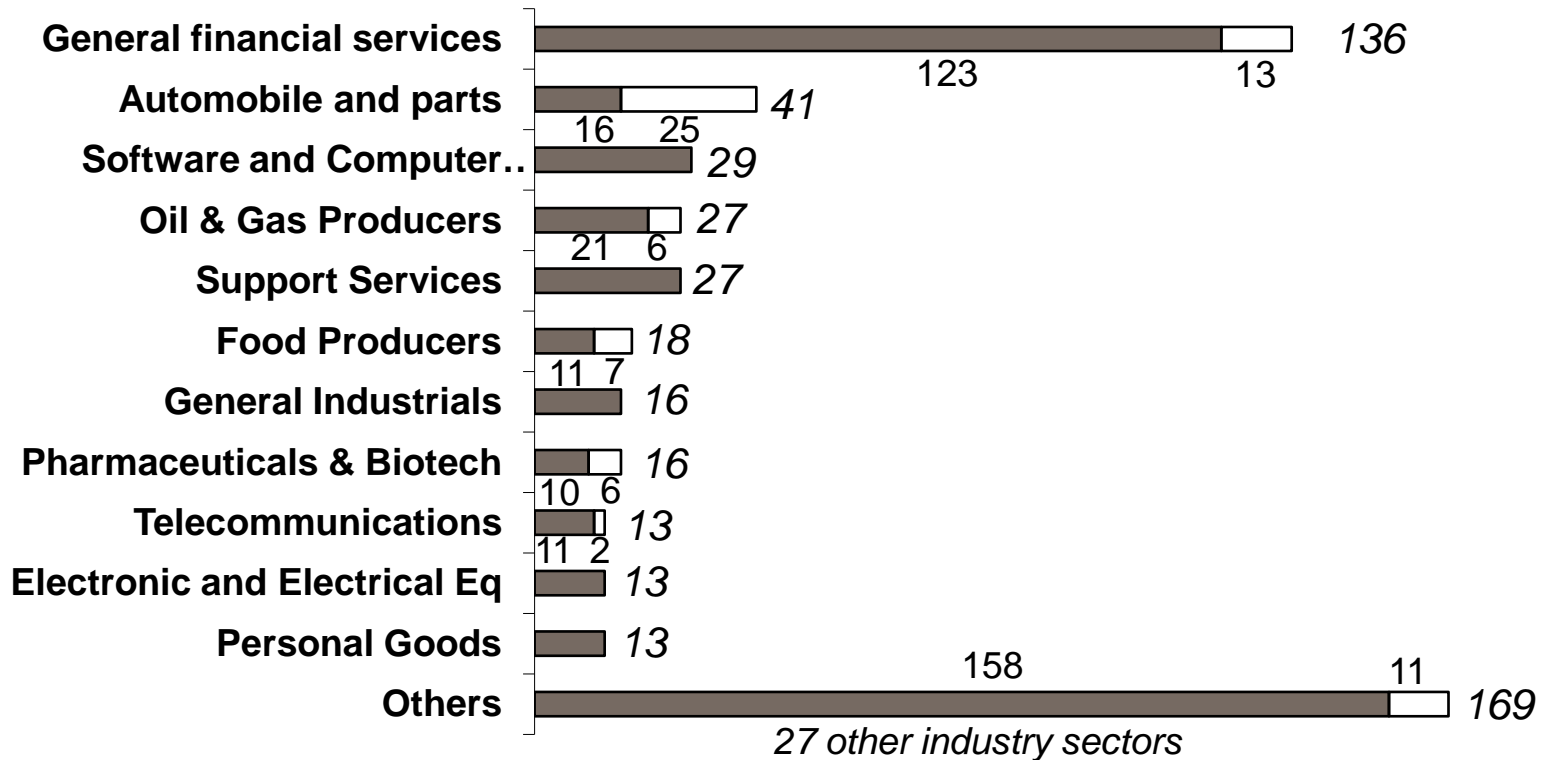
(*) 4 corporates de-registered in 3Q2009, due to M&A, reorganisation activities

(**) Using the Industry Classification Benchmark (ICB)

Corporates on SWIFT

Breakdown by industry sector*

Distinctive corporates
 Additional corporate subsidiaries



(*) Using the Industry Classification Benchmark (ICB)

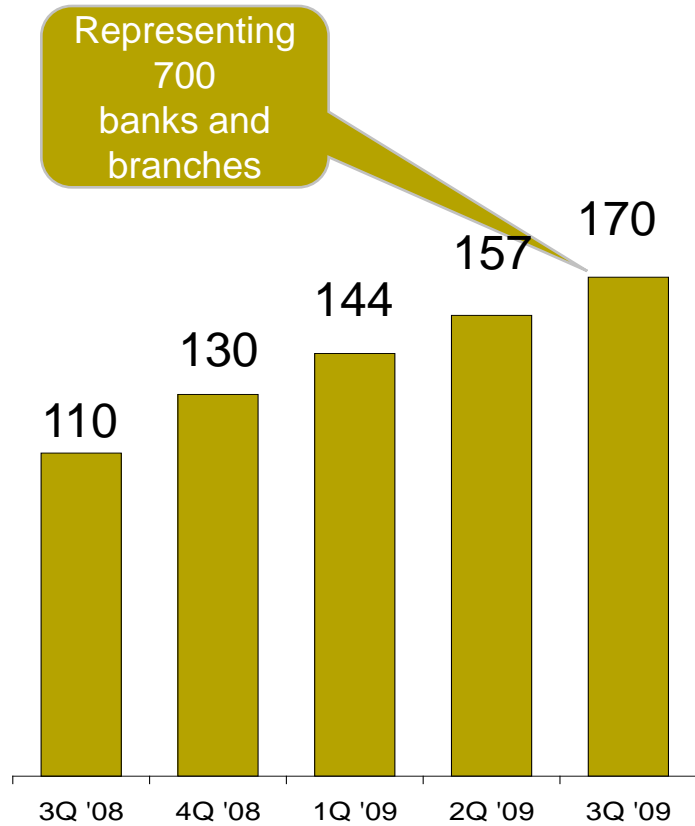
Table of contents

- Corporate take-up
- Ramp-up of access models
- Traffic figures

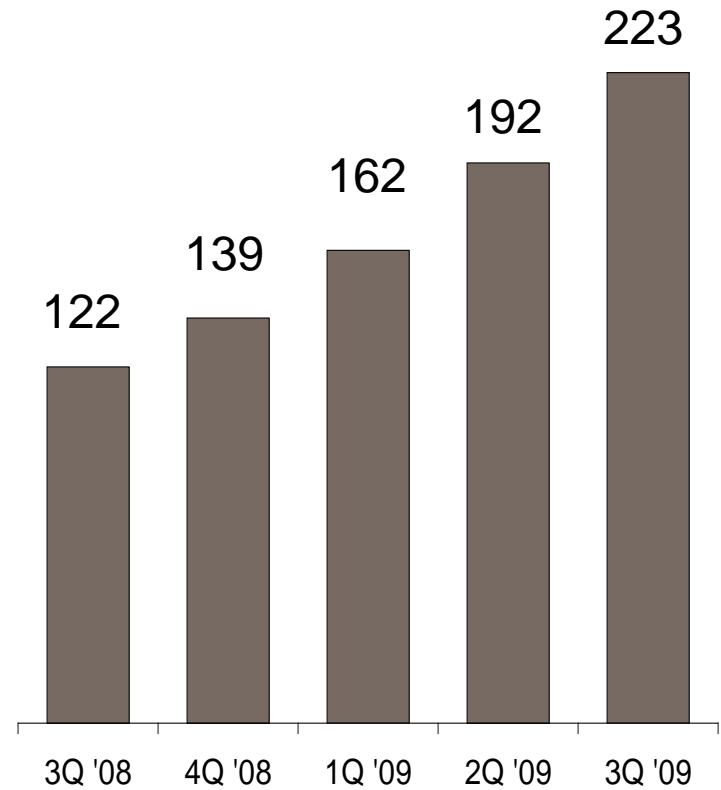


SCORE ramping up

Banking Groups



Corporates



MA-CUGs continue to expand

MA-CUG providers for corporates

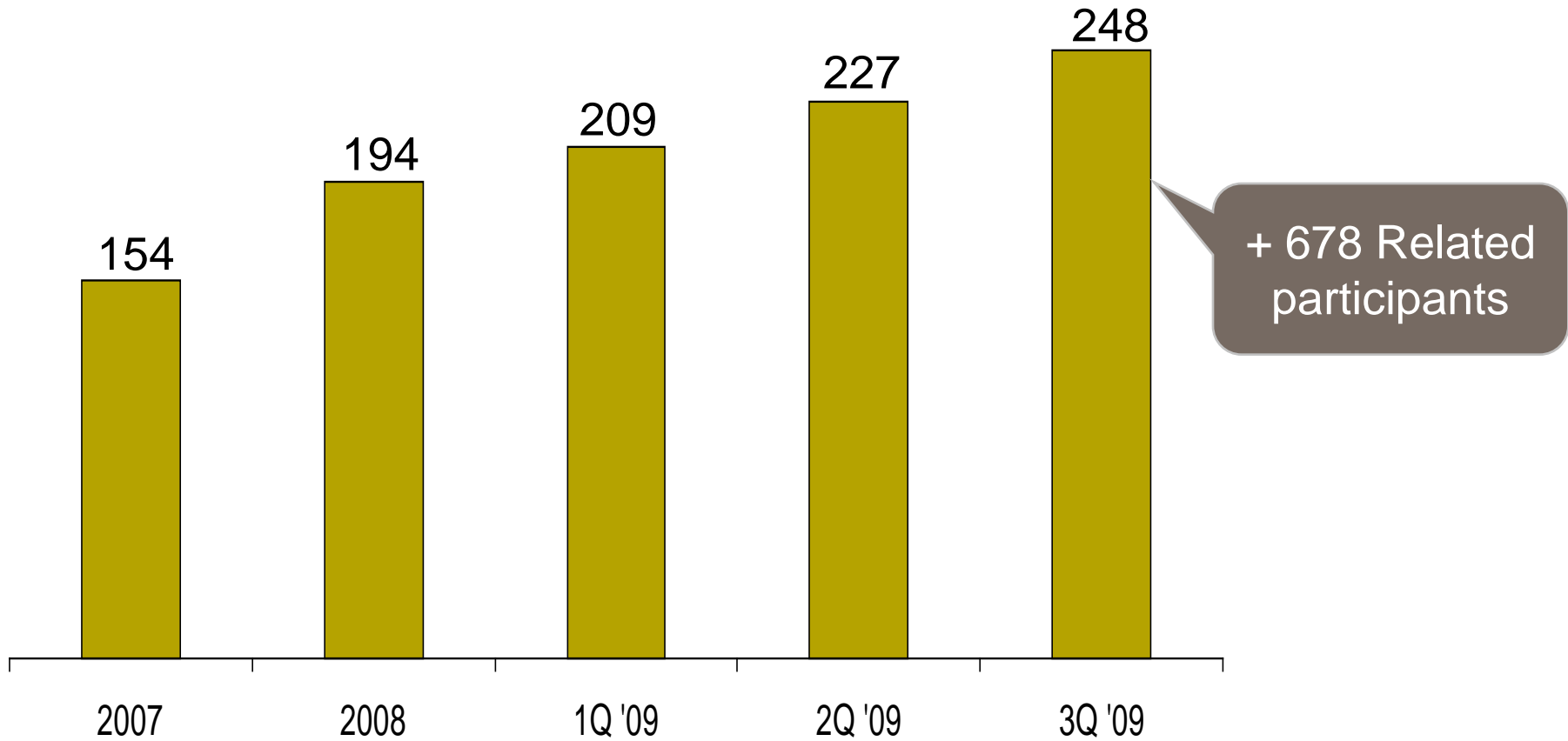


Table of contents

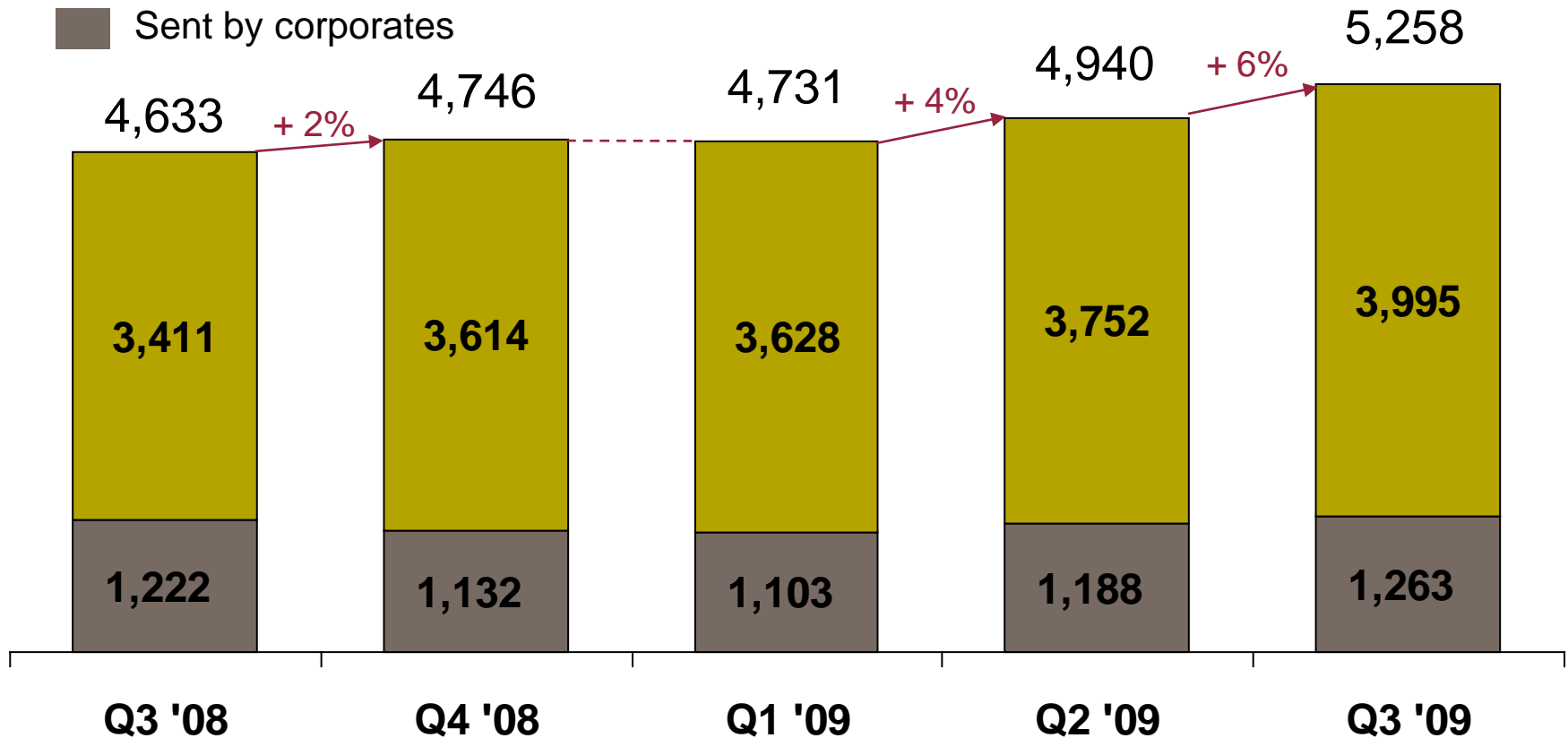
- Corporate take-up
- Ramp-up of access models
- **Traffic figures**



FIN traffic: Annual growth 13%

Total FIN traffic exchanged by corporates (TRCO, MA-CUG, SCORE)
000 messages

- Received by corporates
- Sent by corporates

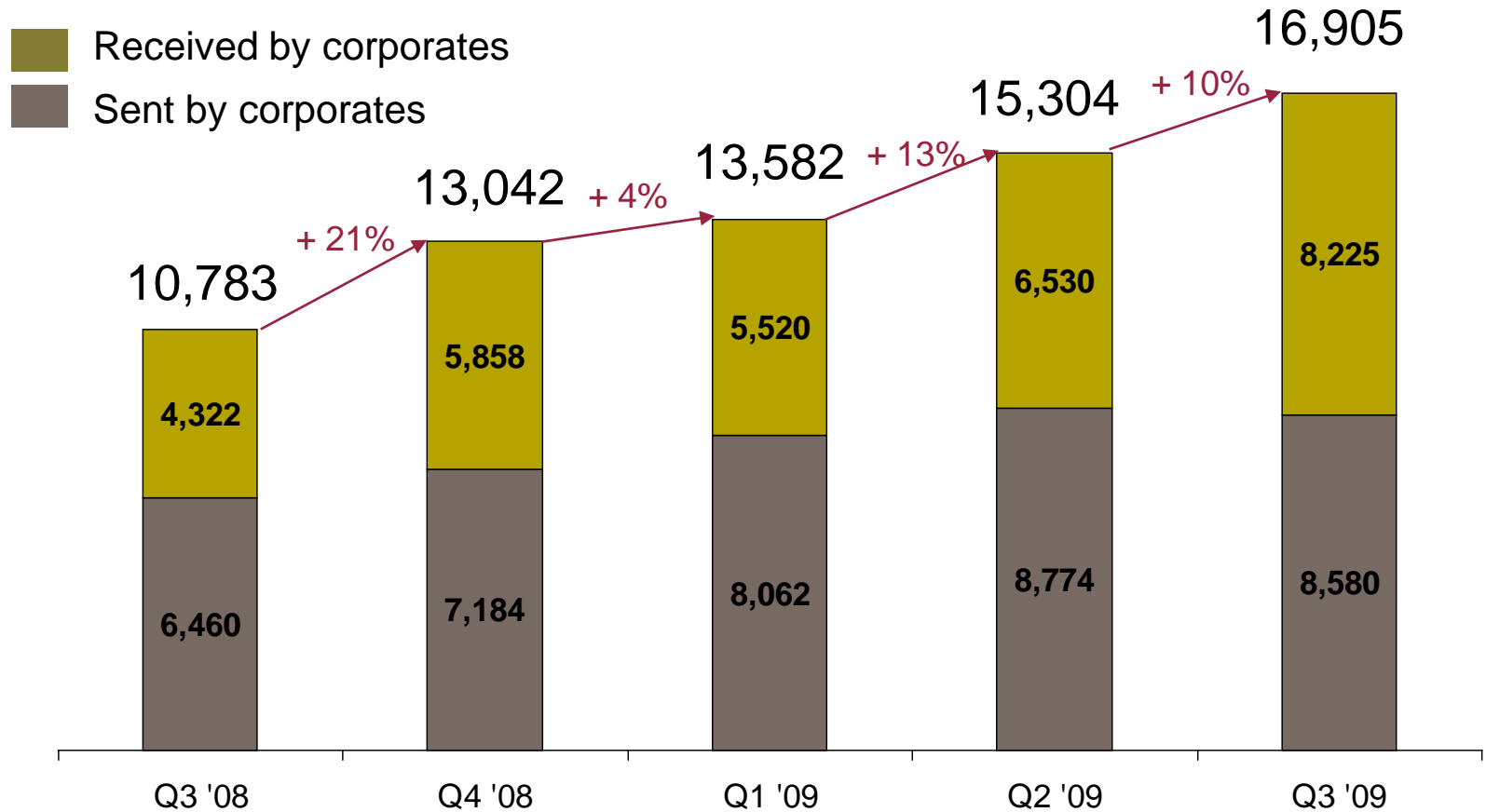


Annual growth (Q3 '09 vs. Q3 '08): 13%



FileAct: Annual growth 57%

Mbytes exchanged over FileAct (live and pilot)



Annual growth (Q3 '09 vs. Q3 '08): 57%

